




TULSA  PARKS

INTRODUCTIONS

TULSA  PARKS



LET'S TALK TULSA PARKS

Virtual Community Meeting with District 5 | Monday, October 5, 2020





MEETING GOALS

- Provide background information, data & context to help us make informed decisions
- Gather feedback & input to help us prioritize funds & projects
- Identify gaps, issues, ideas & opportunities

MEETING PROTOCOLS

- Muting & talking
- Questions & comments
- “ELMO” & follow-up
- Words & intentions
- Community mindset





AGENDA

- Overview of community & district parks & recreation
- Capital funding & projects to repair & improve
- Small group discussions & open feedback
- Next steps

**CHAT/COMMENT POLL:
“What Tulsa park do you or your
household visit most often?”**

TULSA'S FOUR PARK SYSTEMS



CITY PARKS



COUNTY PARKS



RIVER PARKS



PRIVATE PARKS



TULSA PARKS AT A GLANCE



50+ Miles of Trails

Walking / Running Trails
Equestrian trails at Mohawk Park



135 Parks

8,652 Acres of park land
72 Picnic shelters
22 Parks with Dedicated Gardens



Park Play Amenities

94 Playgrounds
6 Parks with Adult Fitness Equipment
104+ Sports Courts
185 Sports Fields



Aquatic features

7 Park fishing ponds/lakes
5 Pools
31 Splash pads & water playgrounds



100 Full Time Parks Employees

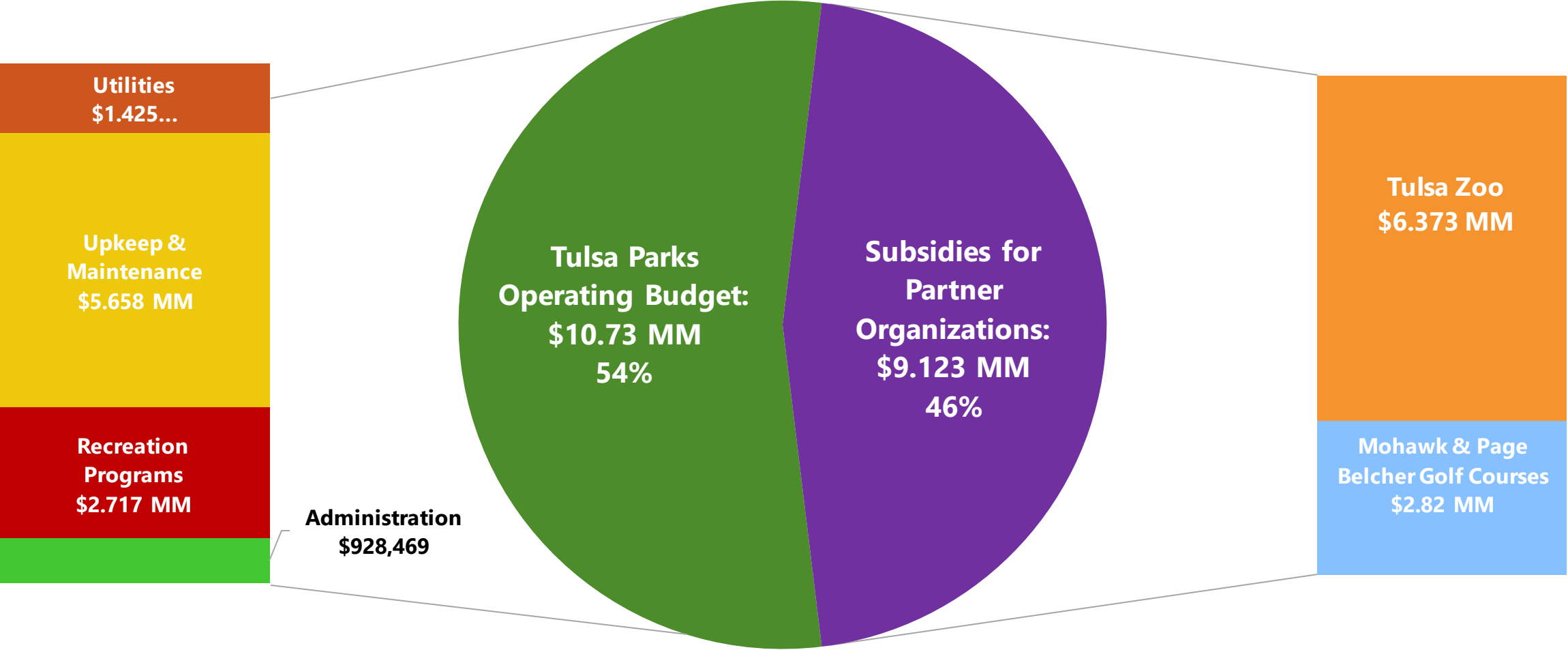
7 employees on our Administration Team
33 employees supporting recreation programs
60 employees supporting operations & maintenance



Recreation Facilities & Programs

8 Community & Specialty Centers
5 Indoor gymnasiums
5+ fitness & weight rooms
200+ recreation programs

CURRENT BUDGET ALLOCATIONS: FY 20/21



Total Budget: \$19.92 MM

THE DIFFERENCE & IMPACT TWO DECADES MAKE

TULSA PARKS IN 2000

- 123 Parks
- 6,000 Acres of park land
- 15 Community centers
- 4 Theatres/Specialty Centers
- 494 recreational program offerings per season*
- 306 full-time employees
- 248 part-time & contract employees

TULSA PARKS IN 2020

- 135 Parks
- 8,652 Acres of park land
- 6 Community centers
- 2 Specialty Centers
- 214 recreational program offerings per season*
- 100 full-time employees
- 68 part-time & contract employees

* These numbers are based on a typical season. Due to COVID-19, we have used 1999 vs. 2019 data here.

CURRENT DEFERRED MAINTENANCE COSTS

Buildings

- Roof Repair
- HVAC
- Security Upgrades

TOTAL: \$8,176,732

Playgrounds

- Repair
- Renovate
- Replace

TOTAL: \$4,195,000

Sports Courts

- Repair
- Renovate
- Replace

TOTAL: \$2,182,660+

DISTRICT 5 PARK OVERVIEW



Hicks Park



Terrace Park



McClure Park Pool



Skelly Park



Darlington Park



Braden Park



Cowan Park




Whiteside Park



Johnson H.B. Park



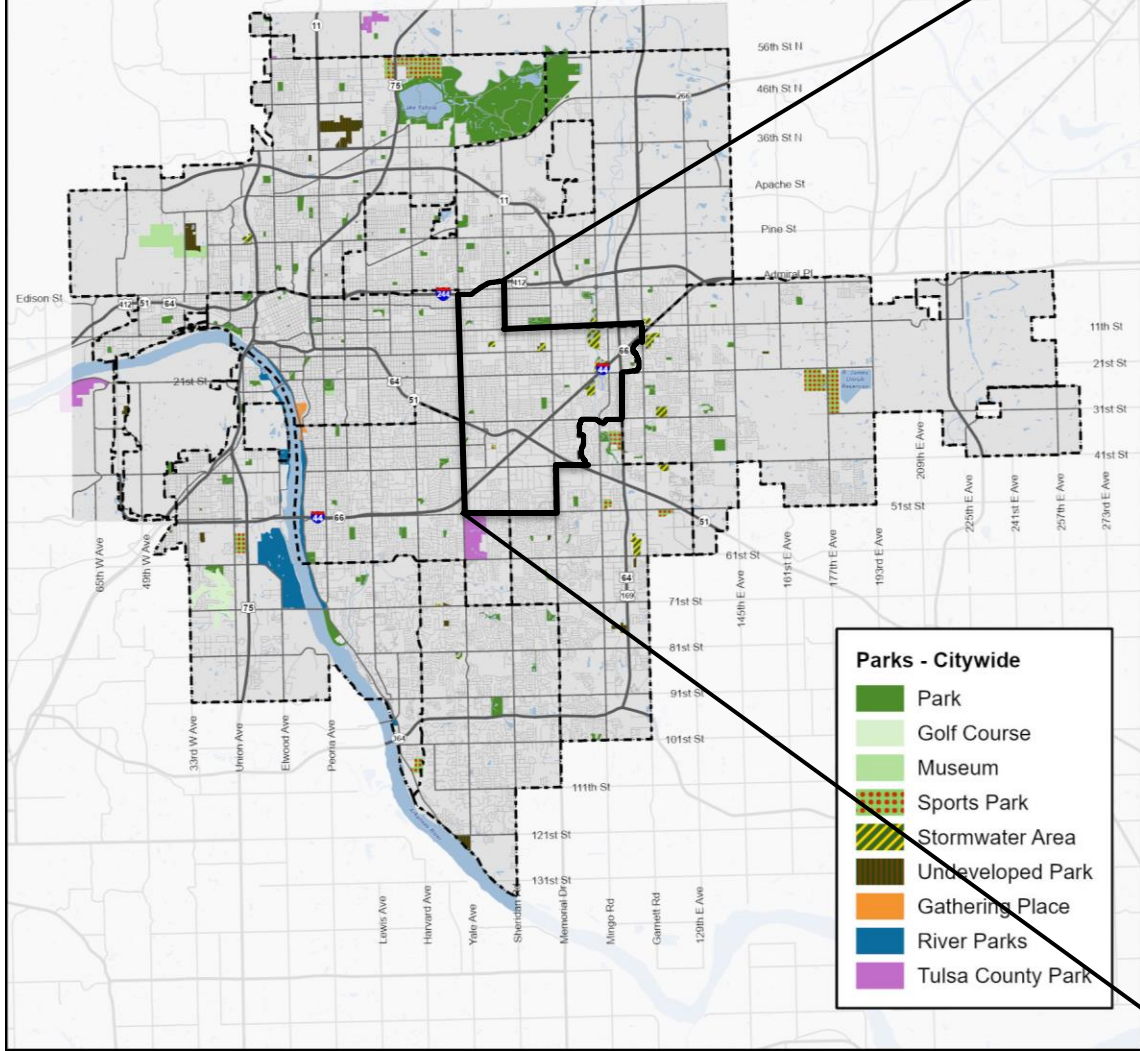
Highland Park



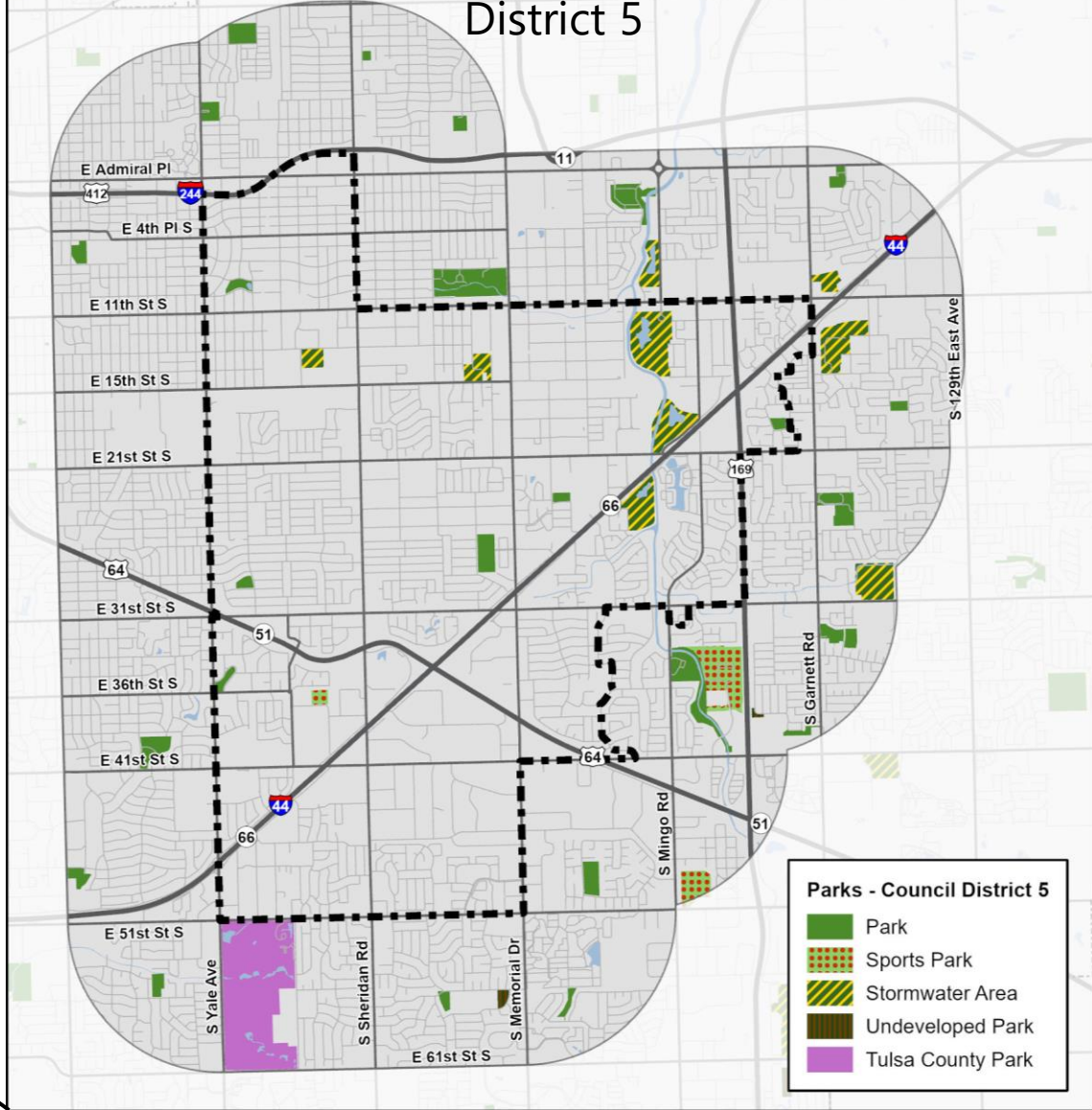
Norberg Park

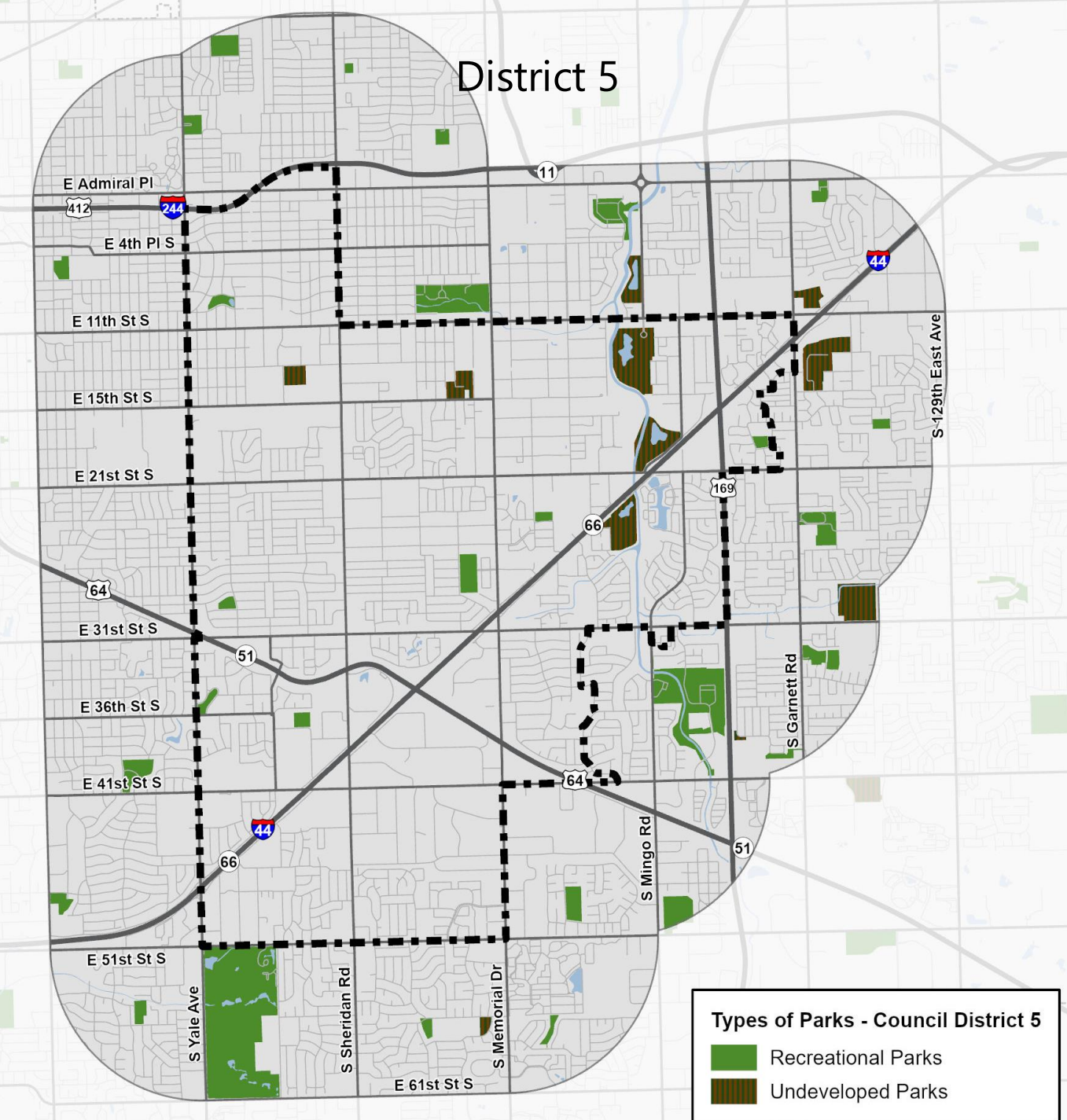
CHAT/COMMENT POLL:
**“What Tulsa park is closest to where you
or your household live?”**

City of Tulsa



District 5





PARKS SERVING DISTRICT 5 (within 1

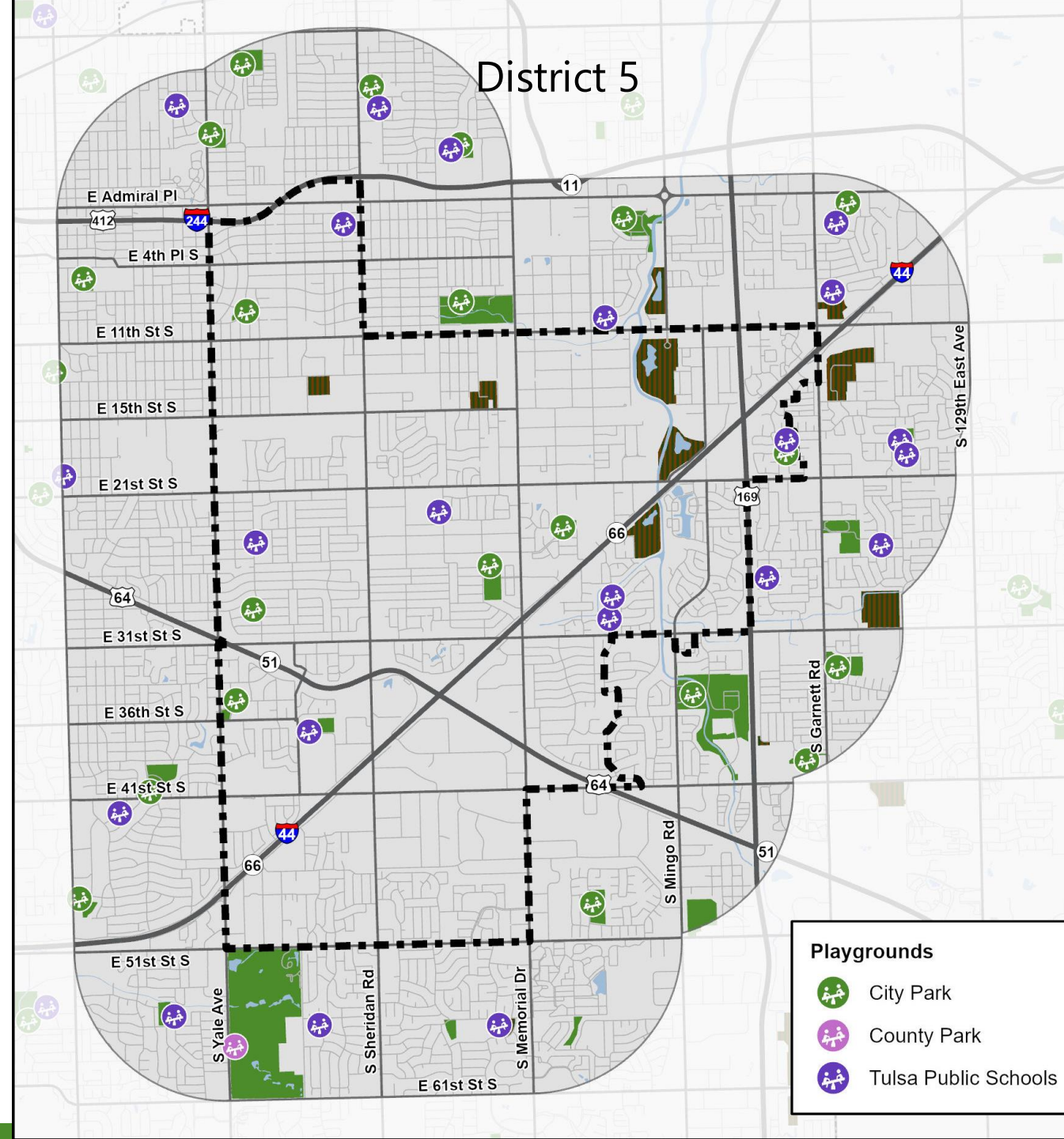
mile)

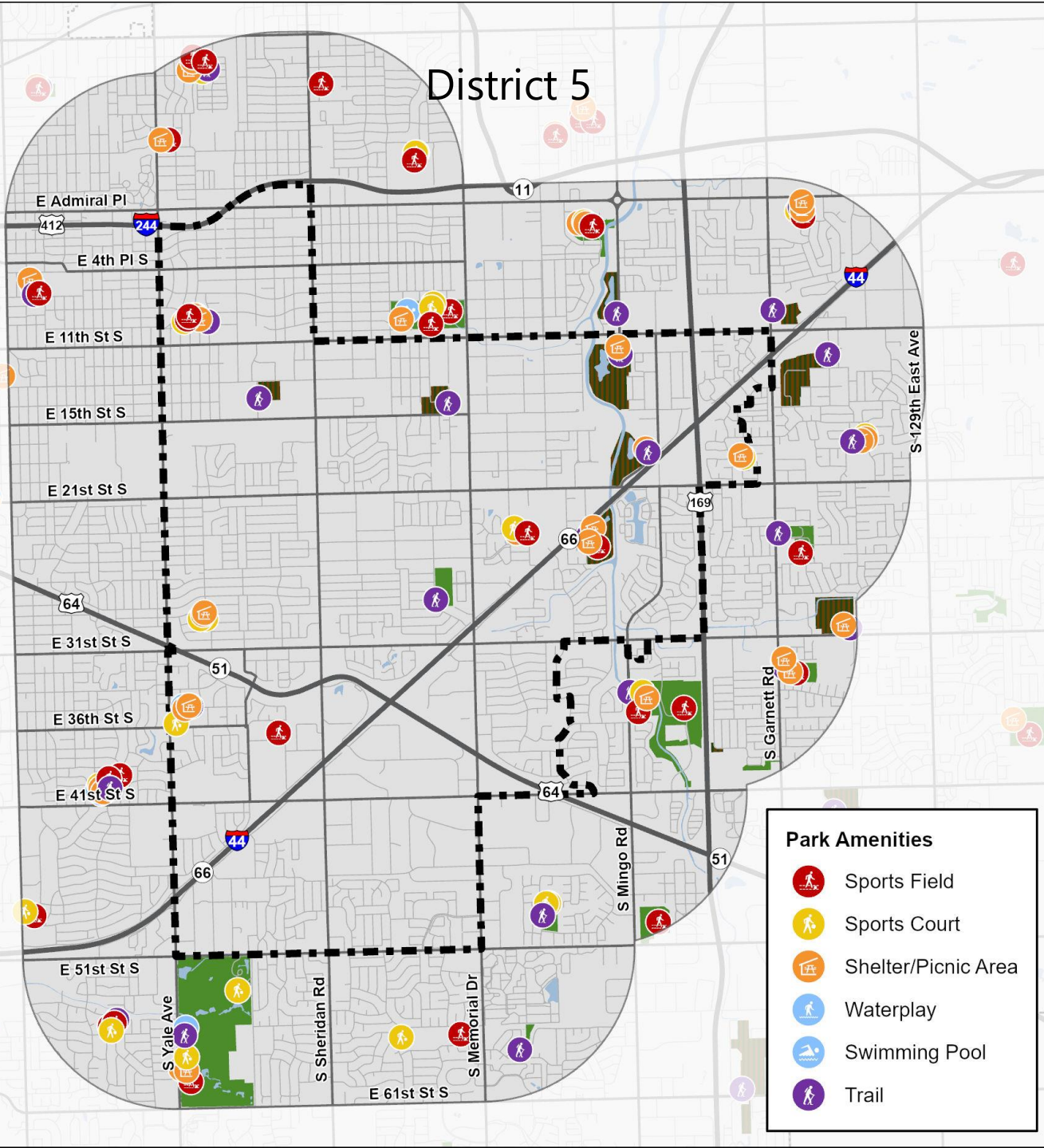
- 27 Developed recreational parks with amenities
- 11 areas of undeveloped park land

Parks Serving District 5 Residents	Within Council District	Play Amenities	Picnic Shelter / Area	Restrooms	Sport Courts (Tennis/Basketball)	Sports Fields	Water Play Amenities (Pools/Splash Pads/Water Playgrounds)	Trail or Walking Loop	Community Center
Aaronson Park 4807 87th E Ave	7	X			X			X	
Benton Park 1167 N 66th E Ave	3	X				X			
Boeing Park 9234 E 2nd St	3	X	X	X	X	X		X	
Braden Park 5036 E 7th St	5	X	X		X	X	X		
Clark Park 11440 E Admiral Pl	3	X	X		X	X		X	
Cowan Park 10901 E 19th St	5	X			X	X			
Darlington Park 5179 E 29th St	5	X	X		X				
Explorer Park 7807 E 58th St	7				X				
Hicks Park 3443 S Mingo Rd	7	X	X	X	X	X		X	X
Highland Park 4909 E 36th St S	5	X	X		X		X	X	
Holiday Hills 4111 E 54th St	9				X	X		X	
H.B. Johnson Park 1714 123rd E Ave	6	X	X		X			X	
LaFortune Park 5202 S Hudson Ave	9	X	X	X	X	X	X	X	X
Langenheim Park 4701 S Harvard Ave	9	X			X	X			
Lantz Park 821 N Yale Ave	3	X	X	X		X			
Maxwell Park 5251 E Newton St	3	X	X		X		X		
McClure Park 7440 E 7th St	3	X	X	X	X	X	X	X	
McCullough Park 11534 25th St	6					X			
Norberg Park 3235 S Garnett Rd	6	X	X		X	X		X	
Norvell Park 722 N 77th E Ave	3	X			X	X			
Shannon II 10902 E 39TH PL	6	X	X						
Skelly Park 8525 E 23rd Pl S	5	X			X	X			
Terrace Park 2877 S 77th Ave	5	X						X	
Turner Park 3503 E 5th Pl	4	X	X			X		X	
Whiteside Park 4009 S Pittsburg Ave	9	X	X	X	X	X	X	X	X
Woodland View I Park 8445 E 85th Pl	7				X			X	
Woodland View II Park 7802 E 57th S	7					X		X	

PLAYGROUNDS SERVING DISTRICT 5 (within 1 mile)

- 21 City park playgrounds
- 1 playground managed by other park systems
- 21 TPS public access playgrounds





PARK AMENITIES SERVING DISTRICT 5 (within 1 mile)

- 18 parks with sports fields (soccer, baseball, and/or football)
- 20 parks with sports courts (tennis, pickleball and/or basketball)
- 15 parks with picnic shelters and/or areas (table or grill)
- 6 parks with water play amenities (pools, splash pads and/or water playgrounds)
- 15+ parks with trails and/or walking loops

ZOOM SNAP POLL:

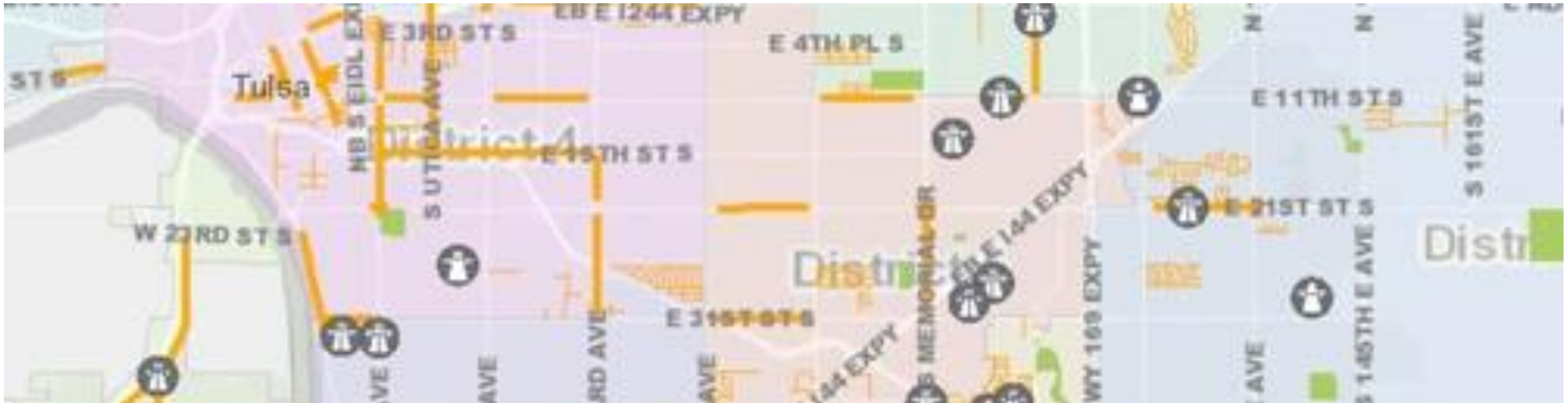
What surprised you the most from the district overview we just went through?

- The number of parks serving District 5
- The different types of parks and/or park management systems
 - The number and/or locations of playgrounds
 - The number and/or locations of park amenities
 - Something else
- None of it surprised me

BREAK & AUDIENCE QUESTIONS



CAPITAL FUNDING & PROJECTS



CAPITAL FUNDING PACKAGES & TULSA PARKS ALLOCATIONS

In 2013, Tulsans approved \$918.7 million in funding for City improvements projects. In 2019, Tulsans renewed the package with an additional \$639 million.

\$30 million of the additional funding is allocated to Tulsa Parks for dedicated projects, deferred maintenance repairs and additional improvements.



Funding Packages	Funding Allocated to Tulsa Parks
Vision Tulsa	\$7.1 MM
Improve Our Tulsa	\$34.94 MM
Improve Our Tulsa – 2019 Renewal	\$30 MM
Other Capital Funding	\$1.98 MM

2014 Improve Our Tulsa (IOT1) Funding & Projects

As part of the initial Improve Our Tulsa funding package, Tulsa Parks was allocated \$34.94 MM for the following projects:

Parks: \$1.975 MM	Playgrounds: \$7.3 MM	Restrooms: \$400,000	Pools: \$13.11 MM
<ul style="list-style-type: none"> • Cousins Park renovations, including: <ul style="list-style-type: none"> • New Pioneer Village complete with historic buildings, trails, restrooms and infrastructure. 	<ul style="list-style-type: none"> • 4 playgrounds completed • 4 playgrounds currently in construction phase • 15 playgrounds on hold, including: <ul style="list-style-type: none"> • Aaronson • Shannon • Skelly • Terrace 	<ul style="list-style-type: none"> • Restrooms Improvements at Hunter Park, including: <ul style="list-style-type: none"> • Renovate and expand existing restroom facility. 	<ul style="list-style-type: none"> • 3 pools completed • Reed pool currently in construction phase • Berry Pool is next

IMPROVE OUR TULSA PARKS PROJECTS

■ Park Facility Repairs & Improvements

■ Fred Johnson Park Rehabilitation

■ Ben Hill Park Improvements

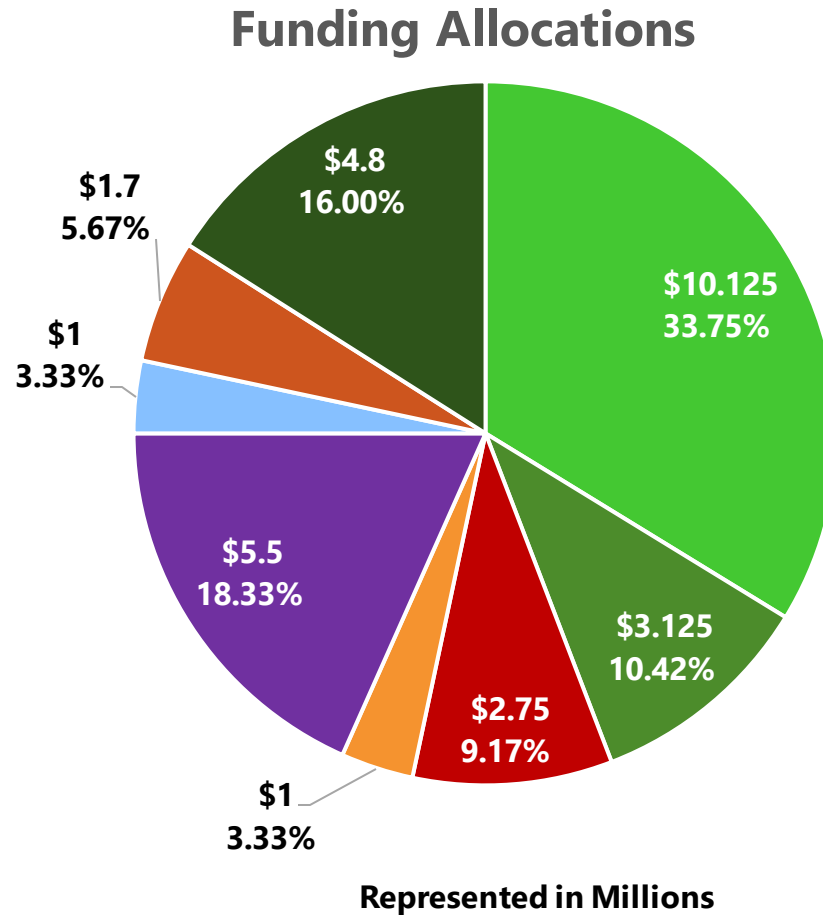
■ Mohawk Park Repairs & Renovation

■ Park Play Amenity Repairs, Upgrades & Additions

■ Parking Lot Repairs

■ Swan Lake

■ Tennis Court Repairs, Repurposing & Replacement



Dedicated Project Funding

- Ben Hill Park Improvements
- Fred Johnson Park Rehabilitation
- Mohawk Park Repairs & Renovation
- Parking Lot Repairs
- Swan Lake

Broad Category Project Funding

- Park Facility Repairs & Improvements
- Park Play Amenity Repairs, Upgrades and/or Additions
- Sports Court Repairs, Repurposing and/or Replacement

Deferred Facility Maintenance Category	One Time Repair Cost
HVAC	\$2,336,754
Roofs	\$5,477,316
Security Updates	\$918,288
TOTAL COST	\$8.732 MM
Other Facility Maintenance Category	Annual Repair & Maintenance Costs
Bathroom Fixtures	\$2,000
Ceilings	\$45,000
Doors	\$6,250
Electrical	\$35,000
Flooring	\$72,000
Shelters	\$50,000
Wood/Millwork	\$1,000
TOTAL COST	\$252,350 per year
GRAND TOTAL COST AFTER 6 YEARS	\$10.246 MM

FACILITY REPAIRS & IMPROVEMENTS

- \$8.732 MM of the IOT money is needed to make essential safety repairs to roofs, HVAC equipment, and security updates.
- To complete the other annual repairs and maintenance, we would surpass the \$10.125 MM allocated from IOT2 by ~\$121,000



OUTDOOR PLAY:

REPAIRS, REPLACEMENT & ADDITIONS

- \$1.19MM is already allocated to replace 1 playground and 3 water playgrounds that are no longer safe.
- 13 playgrounds are in poor condition and could be either repaired or replaced. Depending on which, it would cost \$1.95-\$3.03 MM total.
- This leaves ~\$1.165-\$3.025 MM available to:
 - Repair or replace other play amenities
 - Replace a play amenity with something else that better serves the community
 - Install additional park amenities

Play Amenities	Typical Repair Cost	Typical Replacement Cost
Playground	\$100,000	\$200,000
Splash Pad or Water Playground	\$120,000	\$500,000
Additional Amenities	Typical Construction Cost	Details
Tennis Court	\$345,000	Fenced double court with lights
Bathrooms	\$225,000	Includes new utilities
Half Mile Trail	\$110,000	6ft. wide, paved asphalt
Swing Set	\$55,800	4 swings
Lighting Around Playgrounds	\$42,000	6 solar lights
Adult Fitness Equipment	\$95,000	
Picnic Area/Shelter	\$27,500	Includes small shelter, picnic table & grill
Community Garden	\$6,000	Excludes maintenance or staff costs

ZOOM SNAP POLL:

What option(s) would you want to see for the park playground(s) closest to you or your household?

- The current playground is fine as is
 - Repair current playground
 - Replace with a similar playground
 - Upgrade to a different playground
- Replace current playground with a different amenity
- Add an additional amenity to the park
- Something else

Parks serving District 5 with Sports Courts	Court Repair Type	Cost to Repair
Aaronson Park	Tennis Basketball	\$36,580 \$13,300
Braden	Tennis	\$85,980
Cowan Park	Tennis	\$36,580
Darlington Park	Tennis Basketball	\$36,580 \$10,000
Explorer Park	Tennis	\$171,960
Hicks Park	Tennis	\$109,740
Highland Park	Tennis	\$85,980
Holiday Hills Park	Tennis / Pickleball	New in 2018
Johnson H.B. Park	Tennis	\$85,980
Langenheim	Tennis	\$85,980
Maxwell Park	Basketball	New in 2015
McClure Park	Tennis Basketball	\$73,160 \$26,600
Norberg Park	Tennis	\$36,580
Norvell Park	Tennis Basketball	\$18,290 \$39,000
Skelly	Tennis	\$85,980
Whiteside Park	Tennis	\$36,580
TOTAL COST		\$1,074,855

SPORTS COURTS:

REPAIRS, REPURPOSING & REPLACEMENT

Typical costs for repairs & alternatives for a 2-court tennis facility:


- Convert to an adult fitness course: \$185,000
- To Repair/Renovation: ranges from \$36,600 to \$86,000 depending on concrete or asphalt courts (asphalt being more expensive to repair)
- Convert to multi-sport court: \$83,000
- Remove to provide green space: \$40,000
- Convert to Community Garden: ~\$6,000

ZOOM SNAP POLL:

What option(s) would you want to see for the park tennis court(s) closest to you or your household?

- The current tennis court(s) is/are fine as is**
 - Repair the tennis court(s)**
 - Replace the tennis court(s)**
- Convert the area into another park amenity**
- Remove the tennis court(s) to create more green space**
 - Add additional court(s)**
 - Something else**

BREAK & AUDIENCE QUESTIONS



SMALL GROUP DISCUSSIONS



WHAT DO YOU WANT TO TALK ABOUT?



WHILE WE'RE IN BREAKOUT ROOMS, YOU CAN STILL GIVE YOUR INPUT & FEEDBACK

- Take our public survey using this QR code
- Email letstalktulsaparks@cityoftulsa.org
- Call **596-PARK (7275)** and select option 4 to leave a voicemail
- Post your questions, input, feedback or ideas in the comments of this video

TULSA  PARKS



GROUP DISCUSSION & FINAL FEEDBACK





NEXT STEPS

FOR YOU:

- Take our public survey at www.cityoftulsa.org/letstalktulsaparks
- Call 596-PARK (7275) or email your general feedback & ideas to letstalktulsaparks@cityoftulsa.org

FOR TULSA PARKS:

- Complete virtual community meetings for each City Council district
- Publish public feedback report
- Recommend prioritized Improve Our Tulsa projects & funding to City Council
- Update Tulsa Parks master plan

TULSA  PARKS