



TULSA  PARKS


# LET'S TALK TULSA PARKS

Virtual Community Meeting with District 7 | Tuesday, October 20, 2020



# INTRODUCTIONS

TULSA  PARKS





# MEETING GOALS

- Provide background information, data & context to help us make informed decisions
- Gather feedback & input to help us prioritize funds & projects
- Identify gaps, issues, ideas & opportunities

# MEETING PROTOCOLS

- Muting & talking
- Questions & comments
- “ELMO” & follow-up
- Words & intentions
- Community mindset





# AGENDA

- Overview of community & district parks & recreation
- Capital funding & projects to repair & improve
- Small group discussions & open feedback
- Next steps

## **CHAT/COMMENT POLL:**

**“What Tulsa parks do you or your household visit most often?”**

# TULSA'S FOUR PARK SYSTEMS



CITY PARKS



COUNTY PARKS



RIVER PARKS



PRIVATE PARKS





# TULSA PARKS AT A GLANCE



## 50+ Miles of Trails

Walking / Running Trails  
Equestrian trails at Mohawk Park



## 135 Parks

8,652 Acres of park land  
72 Picnic shelters  
22 Parks with Dedicated Gardens


## Park Play Amenities

94 Playgrounds  
6 Parks with Adult Fitness Equipment  
104+ Sports Courts  
185 Sports Fields



## Aquatic features

7 Park fishing ponds/lakes  
5 Pools  
31 Splash pads & water playgrounds



## 100 Full Time Parks Employees

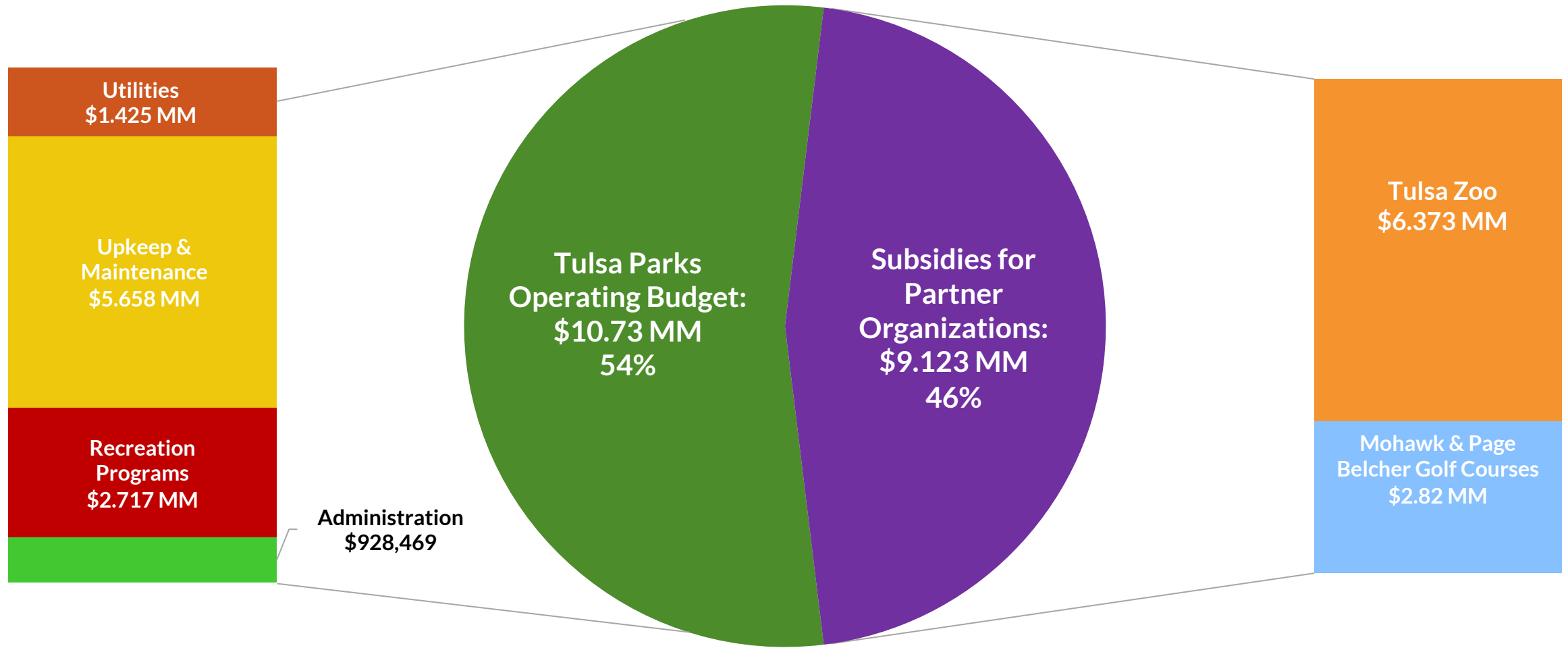
7 employees on our Administration Team  
33 employees supporting recreation programs  
60 employees supporting operations & maintenance



## Recreation Facilities & Programs

8 Community & Specialty Centers  
5 Indoor gymnasiums  
5+ fitness & weight rooms  
200+ recreation programs

# CURRENT BUDGET ALLOCATIONS: FY 20/21



**Total Budget: \$19.92 MM**

# THE DIFFERENCE & IMPACT TWO DECADES MAKE

## TULSA PARKS IN 2000


- 123 Parks
- 6,000 Acres of park land
- 15 Community centers
- 4 Theatres/Specialty Centers
- 494 recreational program offerings per season
- 306 full-time employees
- 248 part-time & contract employees

## TULSA PARKS IN 2020

- 135 Parks
- 8,652 Acres of park land
- 6 Community centers
- 2 Specialty Centers
- 214 recreational program offerings per season\*
- 100 full-time employees
- 68 part-time & contract employees

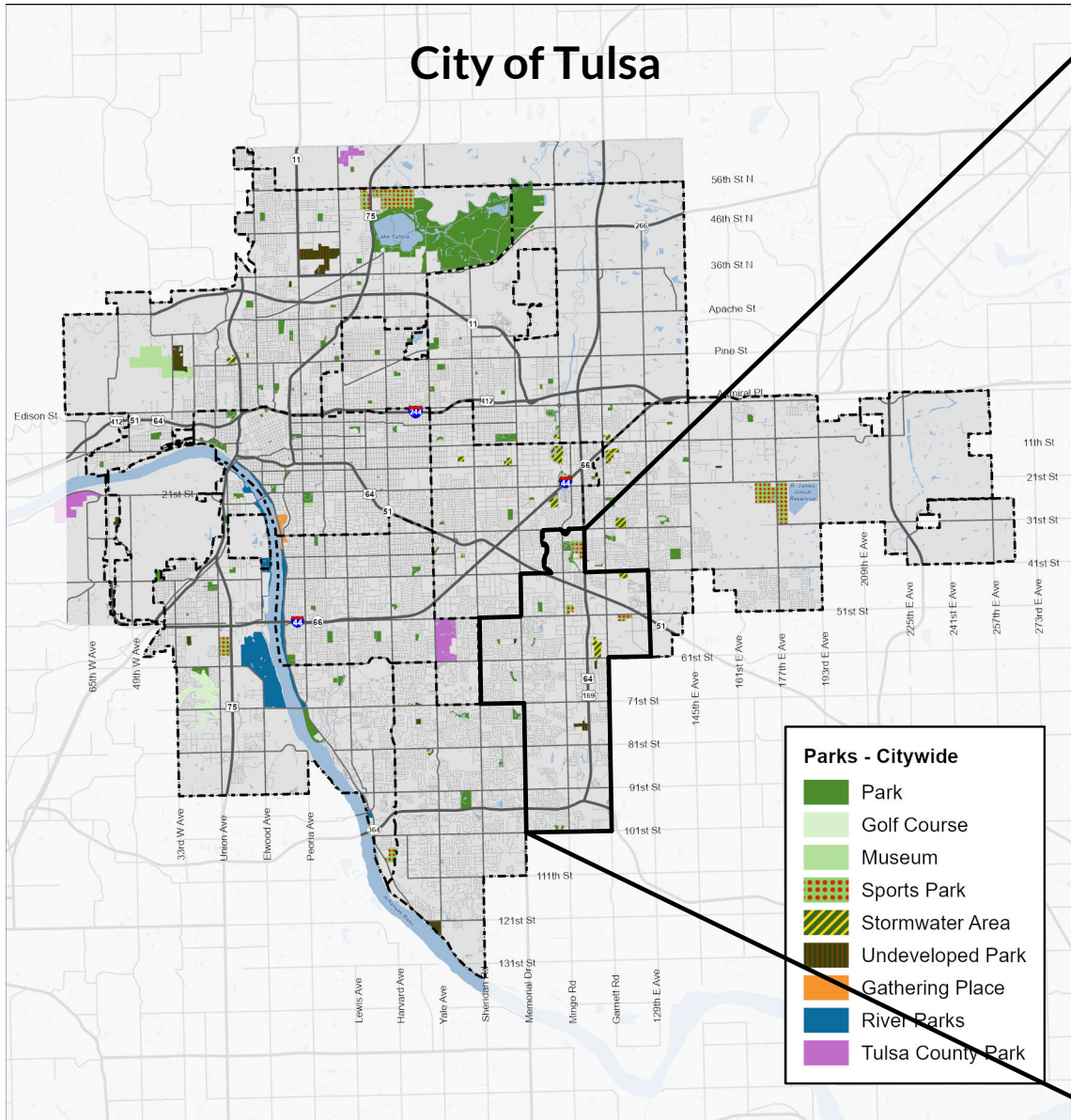
*\* This number is based on a typical season. Due to COVID-19, we have used 1999 vs. 2019 data here.*

# DISTRICT 7 PARK OVERVIEW

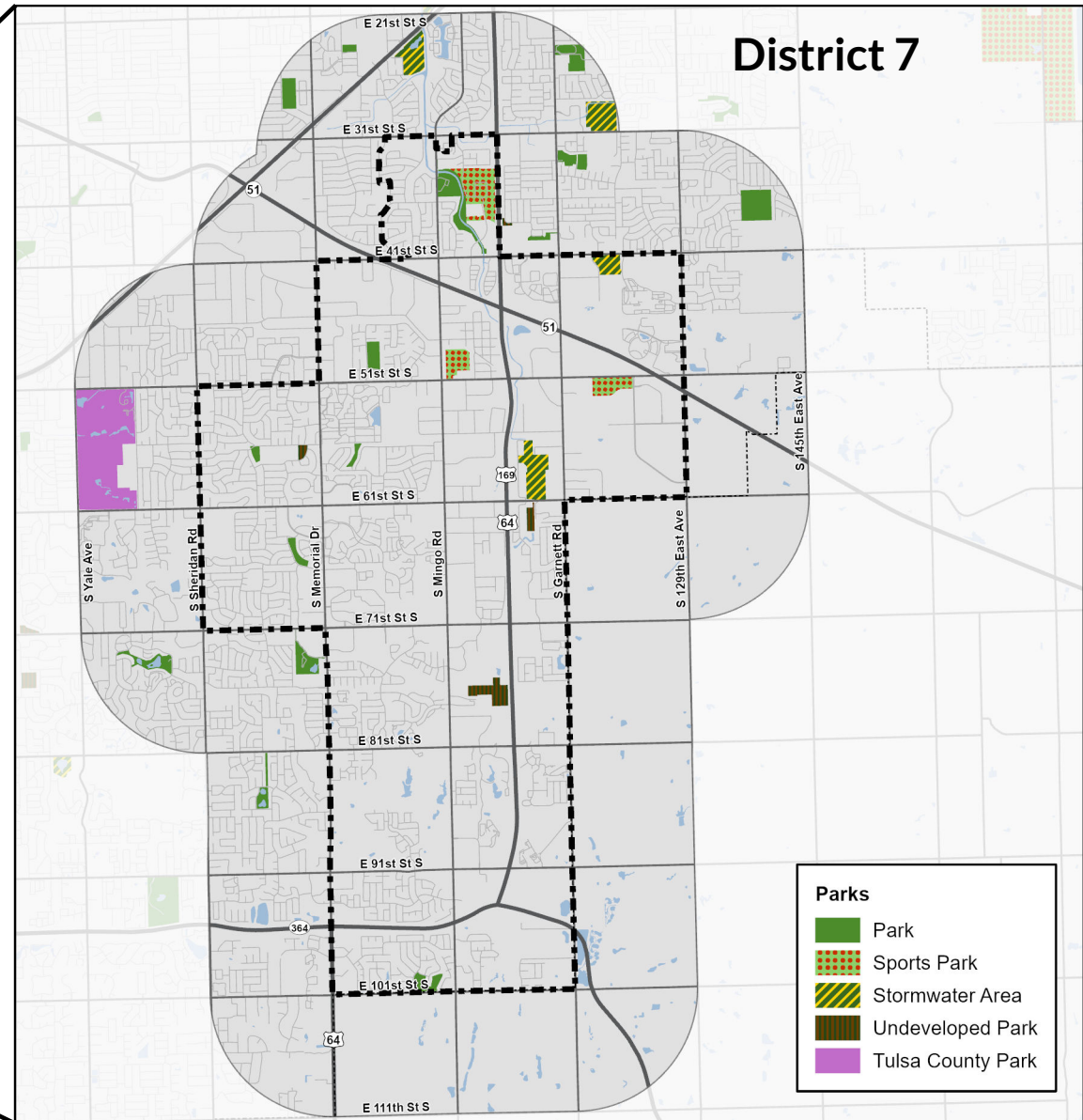


**CHAT/COMMENT POLL:  
“What Tulsa park is closest to where  
you live?”**

# City of Tulsa



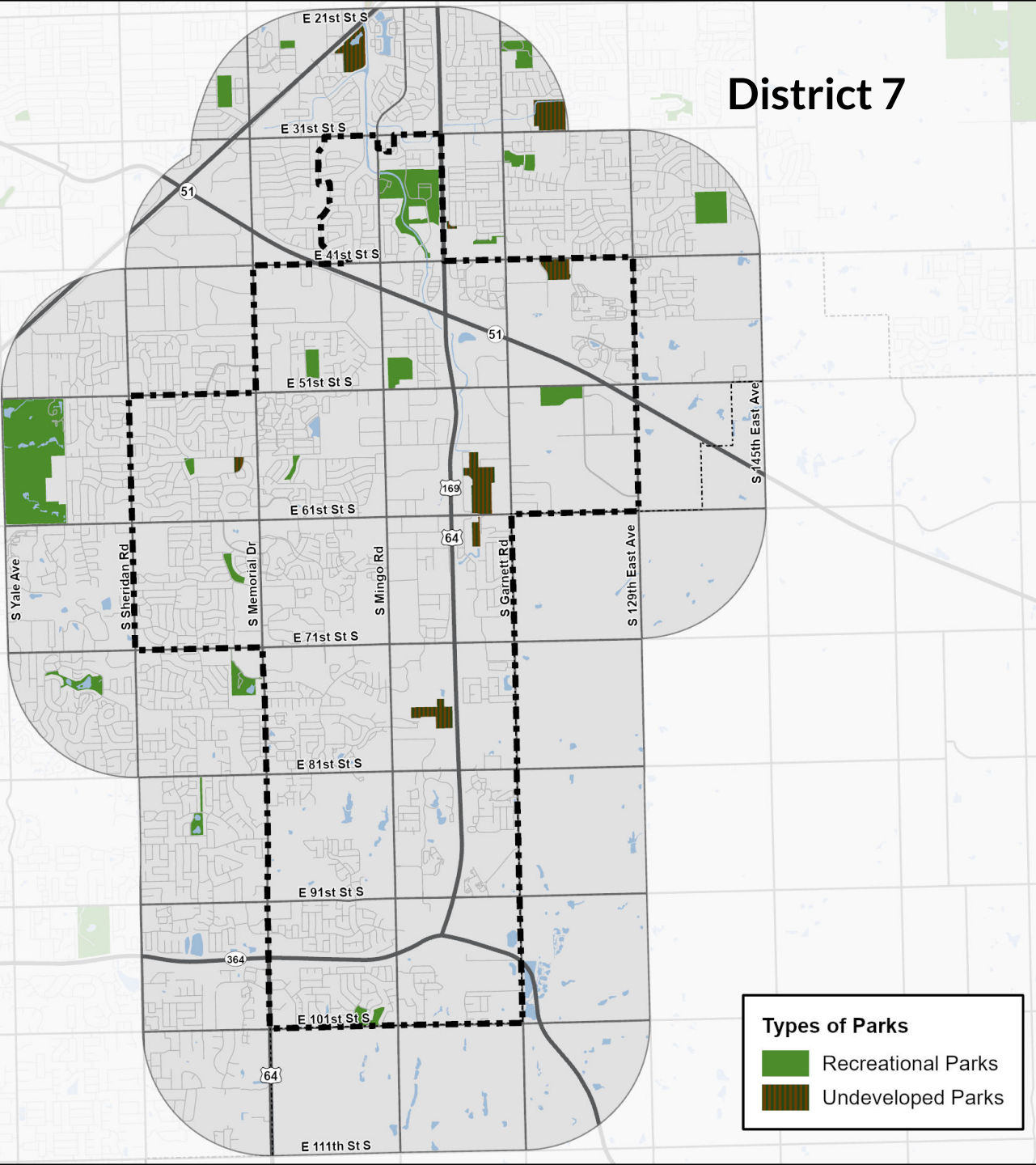
# District 7



## District 7

# PARKS SERVING DISTRICT 7 (within 1 mile)

- 18 Developed recreational parks with amenities
- 9 Areas of undeveloped park land

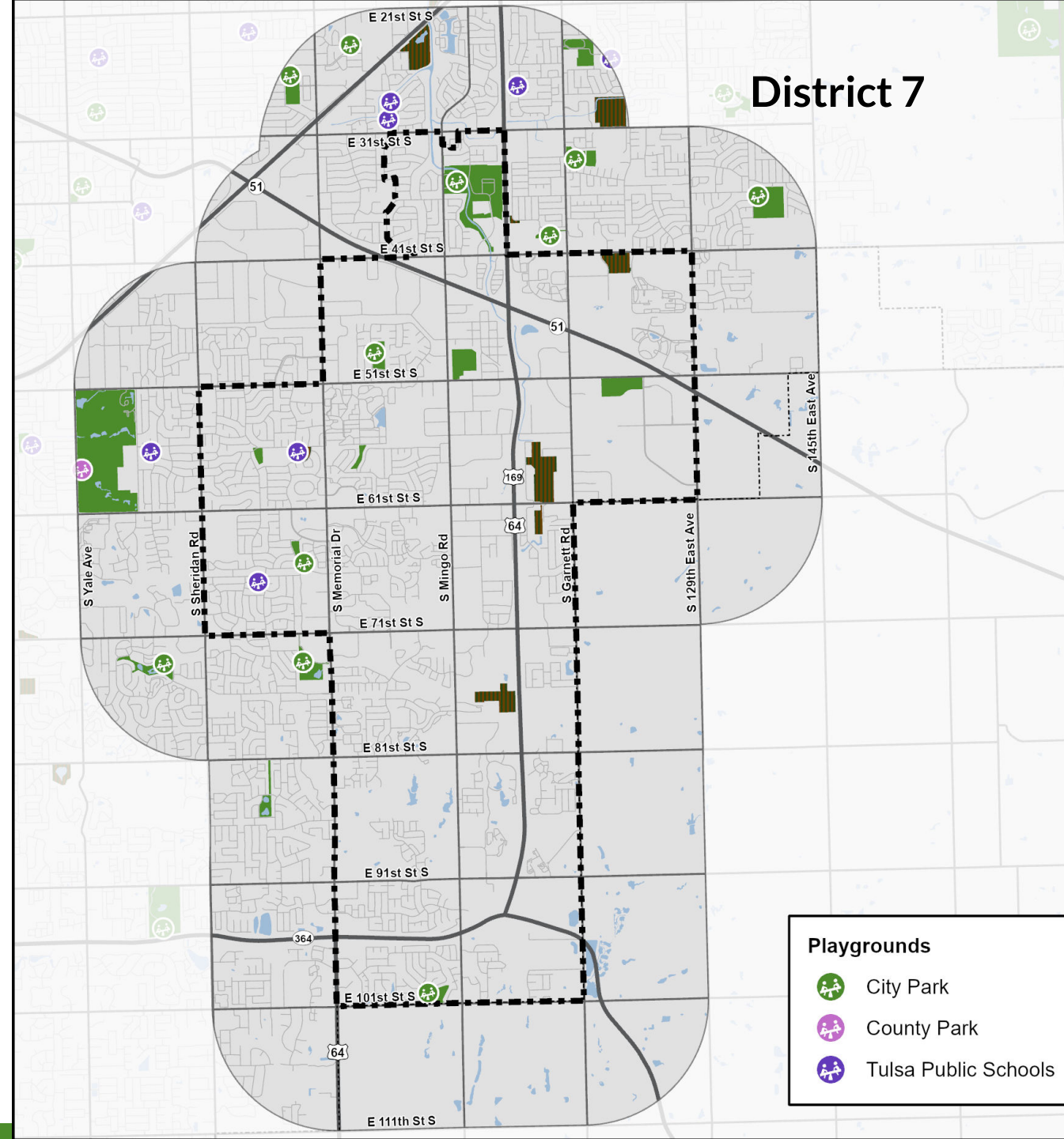


Parks Serving District 7	Council District	Play Amenities	Picnic Shelter / Area	Restrooms	Sport Courts	Sports Fields	Water Play Amenities	Trail or Walking Loop	Community Center
Aaronson Park   4807 S 87 <sup>th</sup> E Ave	7	X			X			X	
Boots Adams Park   6441 S 76 <sup>th</sup> E Ave	7	X			X			X	
Crescent Park   8501 S 71 <sup>st</sup> E Ave	8		X					X	
Explorer Park   7807 E 58 <sup>th</sup> S S	7				X				
Haikey Creek Park   7500 E 103 <sup>rd</sup> E Ave	7								
Hicks Park   3443 S Mingo Rd	7	X	X	X	X	X		X	X
Hilti Park   12148 E 51st St S	7			X		X			
LaFortune Park   5202 S Hudson Ave	9	X	X	X	X	X	X	X	X
Leake Park   7714 E 71 <sup>st</sup> St	8	X	X		X	X		X	
McCullough Park   11534 E 25th St	6					X			
Minshall Park   7404 S Kingston Ave	8	X	X					X	
Norberg Park   3235 S Garnett Rd	6	X	X		X	X		X	
QuikTrip Park   10750 E 61 <sup>st</sup> St S	7								
Riggs Park   9207 E 101 <sup>st</sup> St	7	X	X		X			X	
Shannon I Park   3670 S 106th E Ave	6								
Shannon II Park   10902 E 39th Pl	6	X	X						
Skelly Park   8525 E 23 <sup>rd</sup> Pl S	5	X			X	X			
Summerglen Plaza Park   3607 S 139th E Ave	6	X			X			X	
Terrace Park   2877 S 77 <sup>th</sup> E Ave	5	X	X					X	
Woodland View I Park   8445 E 58 <sup>th</sup> Pl S	7							X	
Woodland View II Park   7802 E 57 <sup>th</sup> St S	7					X			



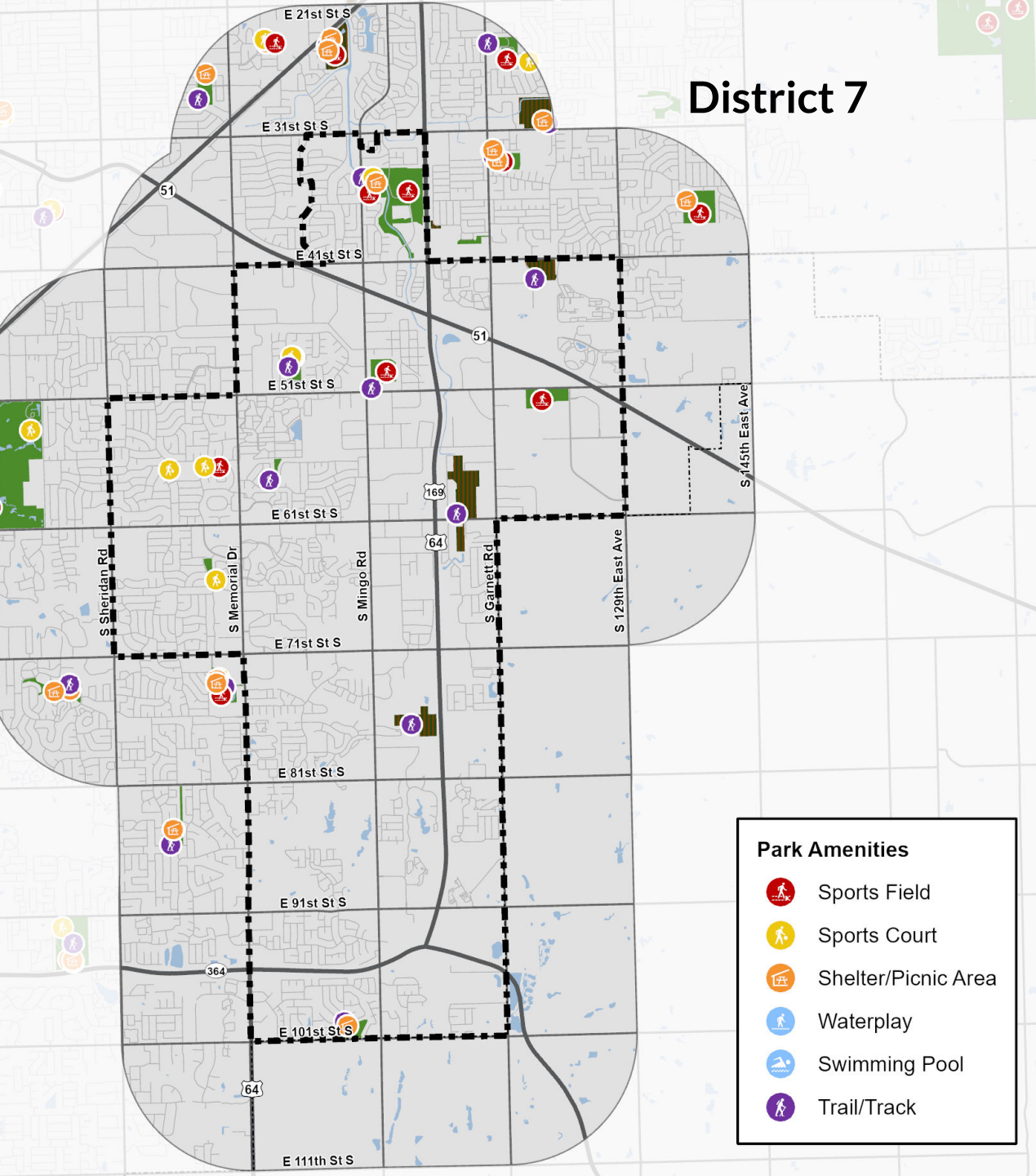
# PLAYGROUNDS SERVING DISTRICT 7 (within 1 mile)

- 11 City park playgrounds
- 1 County park playground
- 7 TPS public access playgrounds



## District 7

# PARK AMENITIES SERVING DISTRICT 7 (within 1 mile)



- 10 parks with sports fields (soccer, baseball, and/or football)
- 9 parks with sports courts (tennis, pickleball and/or basketball)
- 9 parks with picnic shelters and/or areas (table or grill)
- 1 park with water play amenities (pools, splash pads and/or water playgrounds)
- 12 parks with trails and/or walking loops

## **ZOOM SNAP POLL:**

**What surprised you the most from the district overview we just went through?**

- The number of parks serving District 7
- The different types of parks and/or park management systems
  - The number and/or locations of playgrounds
  - The number and/or locations of park amenities
  - Something else
- None of it surprised me

# BREAK & AUDIENCE QUESTIONS





# CAPITAL FUNDING PACKAGES & TULSA PARKS ALLOCATIONS

In 2013, Tulsans approved \$918.7 million in funding for City improvements projects. In 2019, Tulsans renewed the package with an additional \$639 million.

\$30 million of the additional funding is allocated to Tulsa Parks for dedicated project, deferred maintenance repairs and additional improvements.



Funding Packages	Funding Allocated to Tulsa Parks
Vision Tulsa	\$7.1 MM
Improve Our Tulsa	\$34.94 MM
Improve Our Tulsa - 2019 Renewal	\$30 MM
Other Capital Funding	\$1.98 MM

# 2014 Improve Our Tulsa (IOT1) Funding & Projects

As part of the initial Improve Our Tulsa funding package, Tulsa Parks was allocated \$34.94 MM for the following projects:

Parks: \$1.975 MM	Playgrounds: \$7.3 MM	Restrooms: \$400,000	Pools: \$13.11 MM
<ul style="list-style-type: none"><li>• Cousins Park renovations, including:<ul style="list-style-type: none"><li>• New Pioneer Village complete with historic buildings, trails, restrooms and infrastructure.</li></ul></li></ul>	<ul style="list-style-type: none"><li>• 4 playgrounds completed</li><li>• 4 playgrounds currently in construction phase</li><li>• 15 playgrounds on hold, including:<ul style="list-style-type: none"><li>• Aaronson</li><li>• Boots Adams</li></ul></li></ul>	<ul style="list-style-type: none"><li>• Restrooms Improvements at Hunter Park, including:<ul style="list-style-type: none"><li>• Renovate and expand existing restroom facility.</li></ul></li></ul>	<ul style="list-style-type: none"><li>• 3 pools completed</li><li>• Reed pool currently in construction phase</li><li>• Berry Pool is next</li></ul>

# IMPROVE OUR TULSA PARKS PROJECTS

■ Park Facility Repairs & Improvements

■ Fred Johnson Park Rehabilitation

■ Ben Hill Park Improvements

■ Mohawk Park Repairs & Renovation

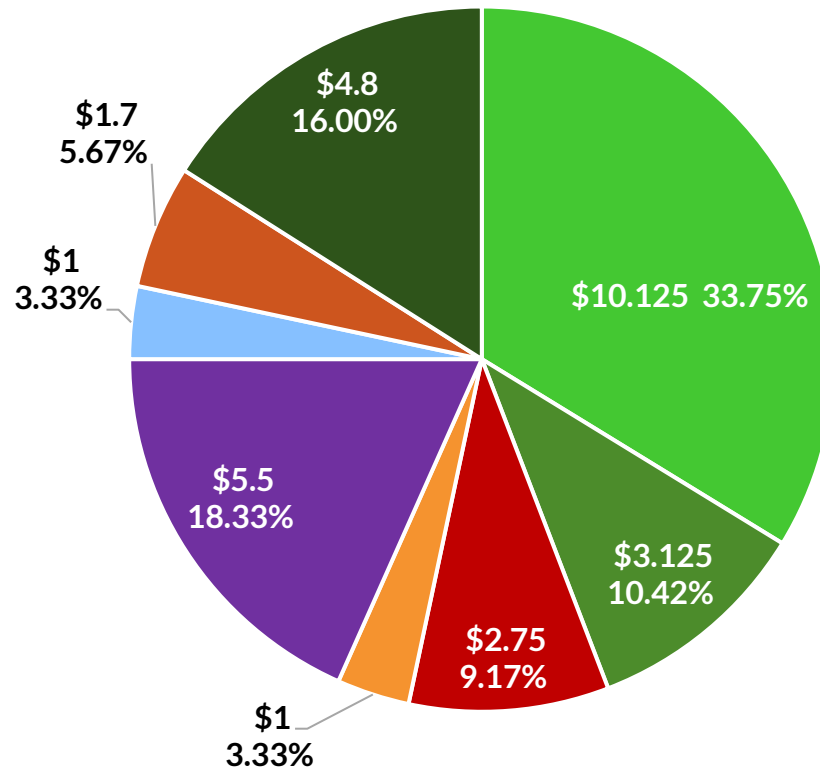
■ Park Play Amenity Repairs, Upgrades & Additions

■ Parking Lot Repairs

■ Swan Lake

■ Tennis Court Repairs, Repurposing & Replacement

Funding Allocations



Represented in Millions

## Dedicated Project Funding

- Ben Hill Park Improvements
- Fred Johnson Park Rehabilitation
- Mohawk Park Repairs & Renovation
- Parking Lot Repairs
- Swan Lake

## Broad Category Project Funding

- Park Facility Repairs & Improvements
- Park Play Amenity Repairs, Upgrades and/or Additions
- Sports Court Repairs, Repurposing and/or Replacement



Deferred Facility Maintenance Category	One Time Repair Cost
HVAC	\$2,336,754
Roofs	\$5,477,316
Security Updates	\$918,288
<b>TOTAL COST</b>	<b>\$8.732 MM</b>
Other Facility Maintenance Category	Annual Repair & Maintenance Costs
Bathroom Fixtures	\$2,000
Ceilings	\$45,000
Doors	\$6,250
Electrical	\$35,000
Flooring	\$72,000
Shelters	\$50,000
Wood/Millwork	\$1,000
<b>TOTAL COST</b>	<b>\$252,350 per year</b>
<b>GRAND TOTAL COST AFTER 6 YEARS</b>	<b>\$10.246 MM</b>

# FACILITY REPAIRS & IMPROVEMENTS

- \$8.732 MM of the IOT money is needed to make essential safety repairs to roofs, HVAC equipment, and security updates.
- To complete the other annual repairs and maintenance, we would surpass the \$10.125 MM allocated from IOT2 by ~\$121,000



# OUTDOOR PLAY:

## REPAIRS, REPLACEMENT & ADDITIONS

- \$1.19MM is already allocated to replace 1 playground and 3 water playgrounds that are no longer safe.
- 13 playgrounds are in poor condition and could be either repaired or replaced. Depending on which, it would cost \$1.95-\$3.03 MM total.
- This leaves ~\$1.165-\$3.025 MM available to:
  - Repair or replace other play amenities
  - Replace a play amenity with something else that better serves the community
  - Install additional park amenities

Play Amenities	Typical Repair Cost	Typical Replacement Cost
Playground	\$100,000	\$200,000
Splash Pad or Water Playground	\$120,000	\$500,000
Additional Amenities	Typical Construction Cost	Details
Tennis Court	\$345,000	Fenced double court with lights
Bathrooms	\$225,000	Includes new utilities
Half Mile Trail	\$110,000	6ft. wide, paved asphalt
Swing Set	\$55,800	4 swings
Lighting Around Playgrounds	\$42,000	6 solar lights
Adult Fitness Equipment	\$95,000	
Picnic Area/Shelter	\$27,500	Includes small shelter, picnic table & grill
Community Garden	\$6,000	Excludes maintenance or staff costs

## **ZOOM SNAP POLL:**

**What option(s) would you want to see for the park playground(s) closest to your household?**

- The current playground is fine as is
  - Repair the current playground
  - Replace with a similar playground
- Replace with a different kind of playground
- Replace with a different park amenity
- Add an additional amenity to the park
- Something else

Parks serving District 7 with Sports Courts	Court Repair Type	Cost to Repair
Aaronson Park	Basketball Tennis	\$13,300 \$36,580
Boots Adams Park	Basketball	\$18,200
Explorer Park	Tennis	\$171,960
Hicks Park	Tennis	\$109,740
Leake Park	Tennis	\$36,580
Norberg Park	Basketball Tennis	\$10,000 \$36,580
Skelly Park	Tennis	\$85,980
<b>TOTAL COST</b>		<b>\$518,920</b>

# SPORTS COURTS:

## REPAIRS, REPURPOSING & REPLACEMENT

Typical costs of repairs or alternatives based on a 2-court tennis facility:

- Convert to an adult fitness course: \$185,000
- To Repair/Renovation: ranges from \$36,600 to \$86,000 depending on concrete or asphalt courts (asphalt being more expensive to repair)
- Convert to multi-sport court: \$83,000
- Remove to provide green space: \$40,000
- Convert to Community Garden: ~\$6,000



Norberg Park



Leake Park



Explorer Park



Skelly Park



Norberg Park



Boots Adams Park



Aaronson Park



Hicks Park

## **ZOOM SNAP POLL:**

**What option(s) would you want to see for the park court(s) closest to your household?**

- The current court(s) is/are fine as is
  - Repair the current court(s)
  - Replace the current court(s)
- Convert the court(s) into another park amenity
- Remove the court(s) to create more green space
  - Add additional court(s)
  - Something else

# BREAK & AUDIENCE QUESTIONS



# SMALL GROUP DISCUSSIONS



# WHAT DO YOU WANT TO TALK ABOUT?






# WHILE WE'RE IN BREAKOUT ROOMS, YOU CAN STILL GIVE YOUR INPUT & FEEDBACK

- Take our public survey using this QR code
- Email [letstalktulsaparks@cityoftulsa.org](mailto:letstalktulsaparks@cityoftulsa.org)
- Call **596-PARK (7275)** and select option 4 to leave a voicemail
- Post your questions, input, feedback or ideas in the comments of this video

TULSA  PARKS



# FINAL FEEDBACK & AUDIENCE QUESTIONS





# NEXT STEPS

## FOR YOU:

- Take our public survey at [www.cityoftulsa.org/letstalktulsaparks](http://www.cityoftulsa.org/letstalktulsaparks)
- Call 596-PARK (7275) or email your general feedback & ideas to [letstalktulsaparks@cityoftulsa.org](mailto:letstalktulsaparks@cityoftulsa.org)

## FOR TULSA PARKS:

- Complete virtual community meetings for each City Council district
- Publish public feedback report
- Recommend prioritized Improve Our Tulsa projects & funding to City Council
- Update Tulsa Parks master plan