



TULSA  PARKS


LET'S TALK TULSA PARKS

Virtual Community Meeting with District 9 | Thursday, October 22, 2020



INTRODUCTIONS

TULSA  PARKS





MEETING GOALS

- Provide background information, data & context to help us make informed decisions
- Gather feedback & input to help us prioritize funds & projects
- Identify gaps, issues, ideas & opportunities

MEETING PROTOCOLS

- Muting & talking
- Questions & comments
- “ELMO” & follow-up
- Words & intentions
- Community mindset





AGENDA

- Overview of community & district parks & recreation
- Capital funding & projects to repair & improve
- Small group discussions & open feedback
- Next steps

CHAT/COMMENT POLL:

“What Tulsa parks do you or your household visit most often?”

TULSA'S FOUR PARK SYSTEMS



CITY PARKS



COUNTY PARKS



RIVER PARKS



PRIVATE PARKS



TULSA PARKS AT A GLANCE



50+ Miles of Trails

Walking / Running Trails
Equestrian trails at Mohawk Park



135 Parks

8,652 Acres of park land
72 Picnic shelters
22 Parks with Dedicated Gardens


Park Play Amenities

94 Playgrounds
6 Parks with Adult Fitness Equipment
104+ Sports Courts
185 Sports Fields



Aquatic features

7 Park fishing ponds/lakes
5 Pools
31 Splash pads & water playgrounds



100 Full Time Parks Employees

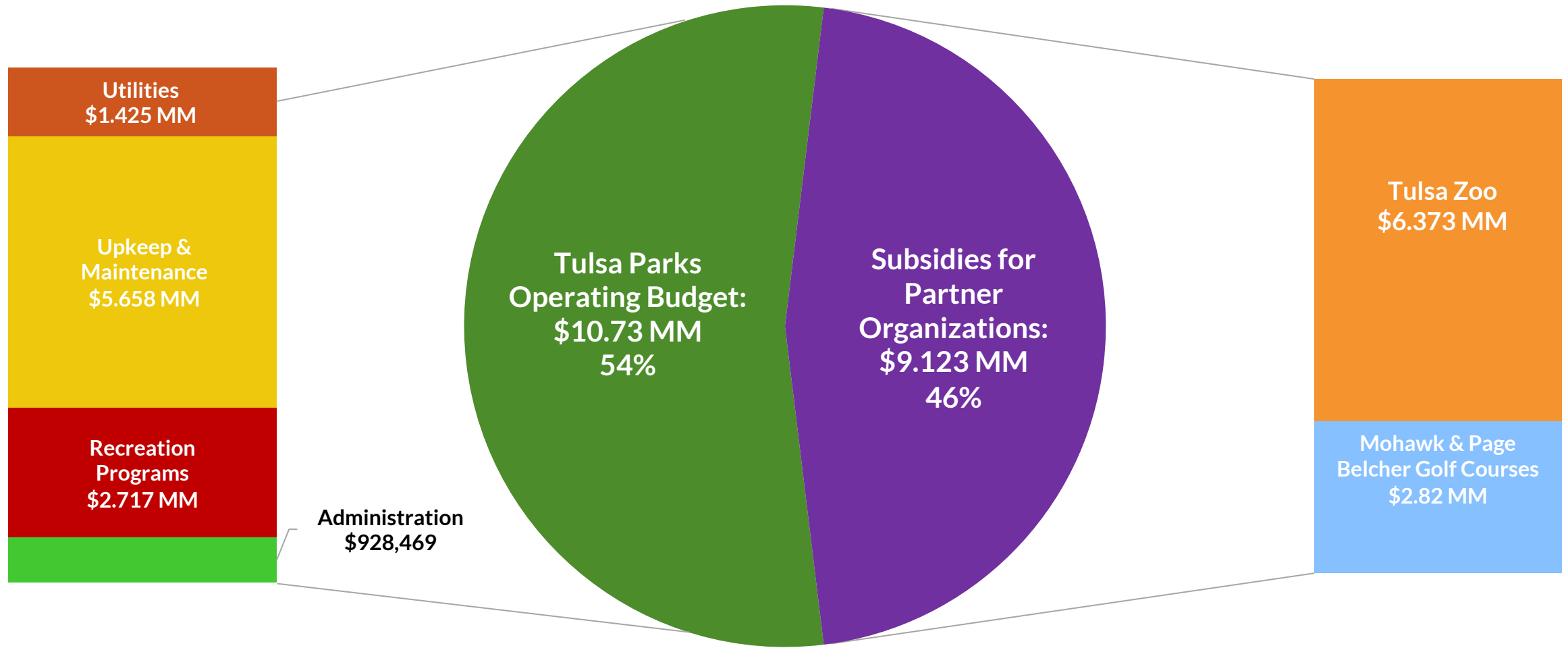
7 employees on our Administration Team
33 employees supporting recreation programs
60 employees supporting operations & maintenance



Recreation Facilities & Programs

8 Community & Specialty Centers
5 Indoor gymnasiums
5+ fitness & weight rooms
200+ recreation programs

CURRENT BUDGET ALLOCATIONS: FY 20/21



Total Budget: \$19.92 MM

THE DIFFERENCE & IMPACT TWO DECADES MAKE

TULSA PARKS IN 2000

- 123 Parks
- 6,000 Acres of park land
- 15 Community centers
- 4 Theatres/Specialty Centers
- 494 recreational program offerings per season
- 306 full-time employees
- 248 part-time & contract employees

TULSA PARKS IN 2020

- 135 Parks
- 8,652 Acres of park land
- 6 Community centers
- 2 Specialty Centers
- 214 recreational program offerings per season*
- 100 full-time employees
- 68 part-time & contract employees

** This number is based on a typical season. Due to COVID-19, we have used 1999 vs. 2019 data here.*

DISTRICT 9 PARK OVERVIEW



Minshall Park




Woodward Park



Zink Park



Henthorne Park



Graham Park



Boots Adams Park



Whiteside Park



Manion Park



Darlington Park



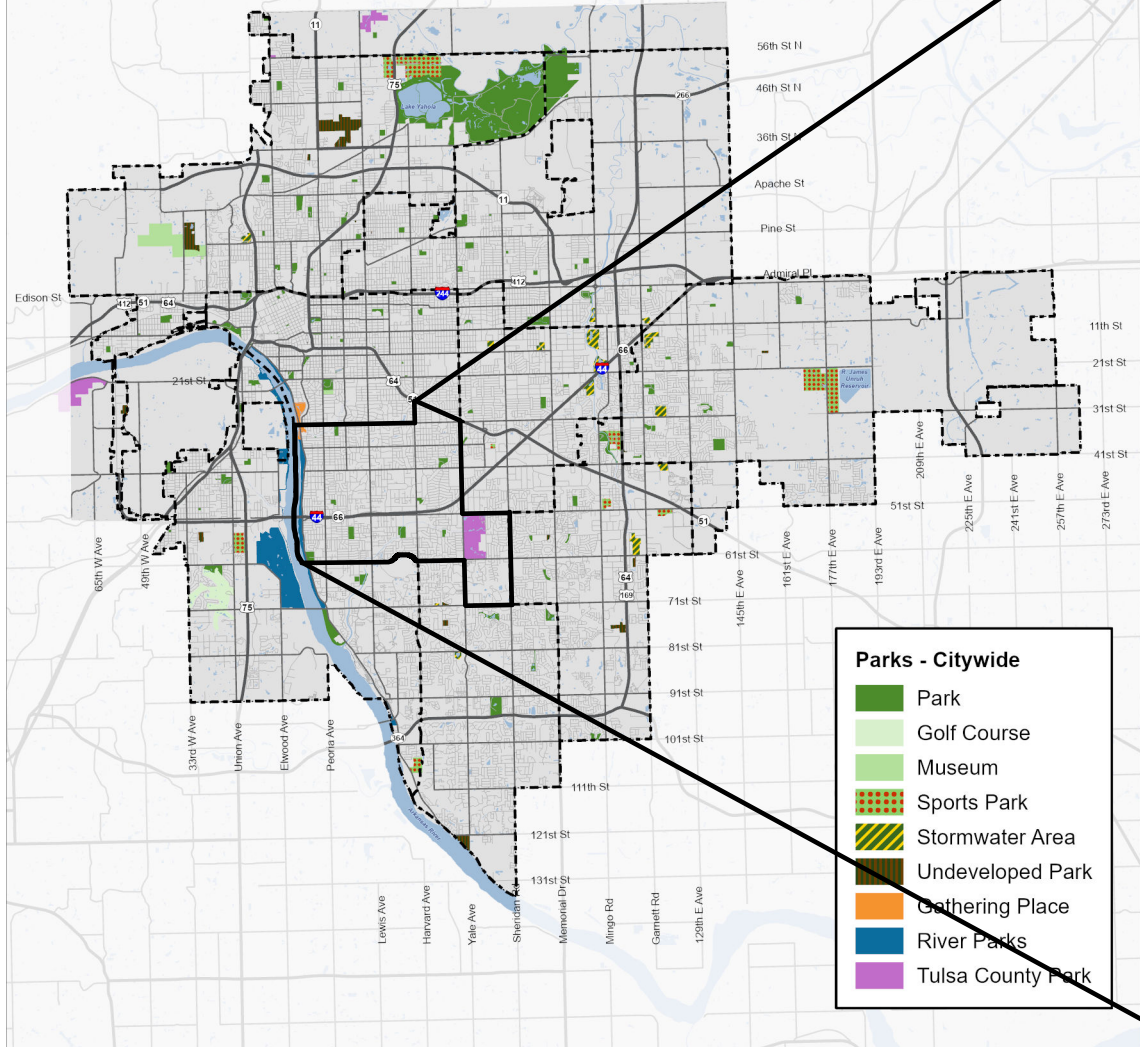
Highland Park



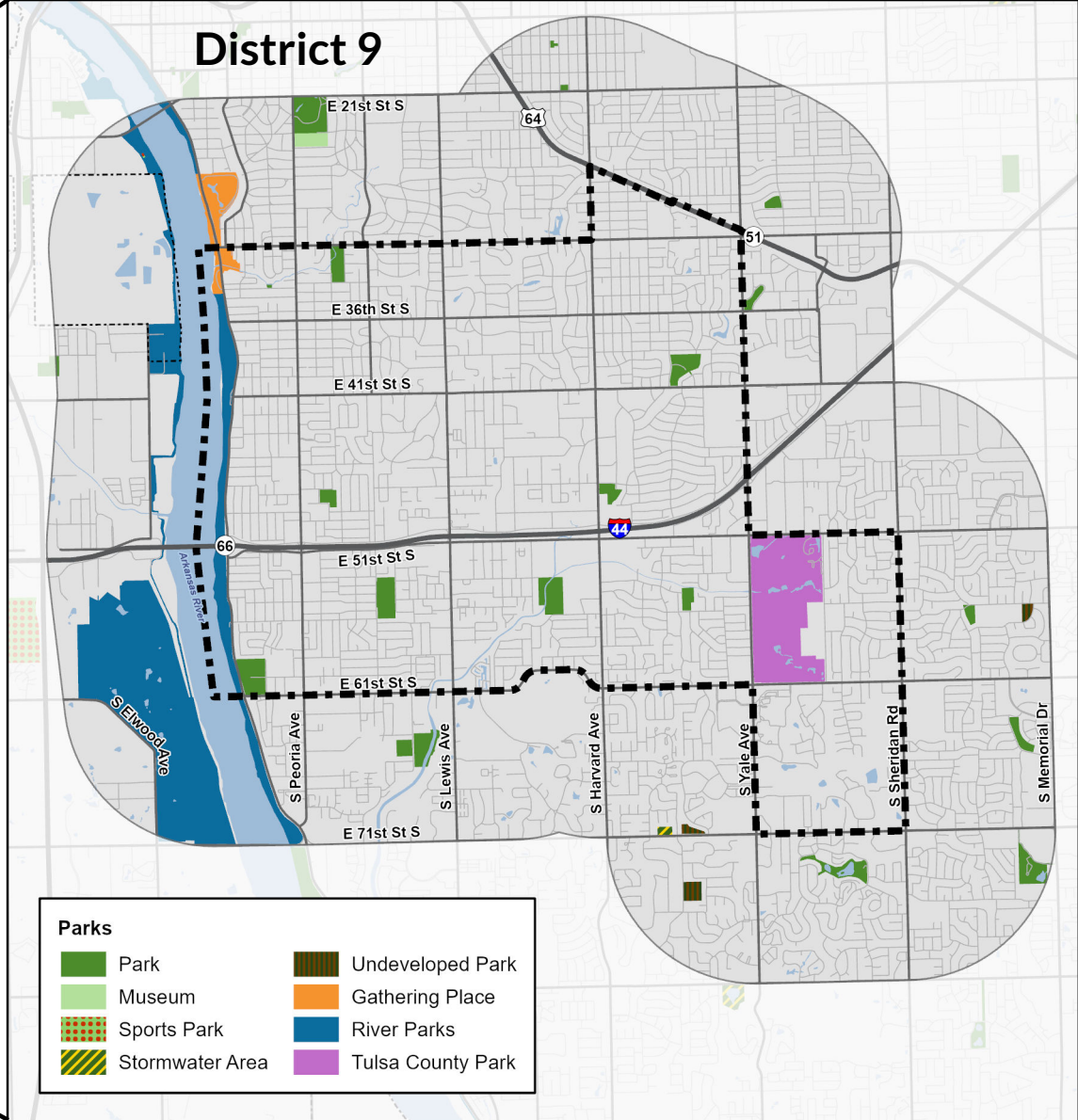
Florence Park

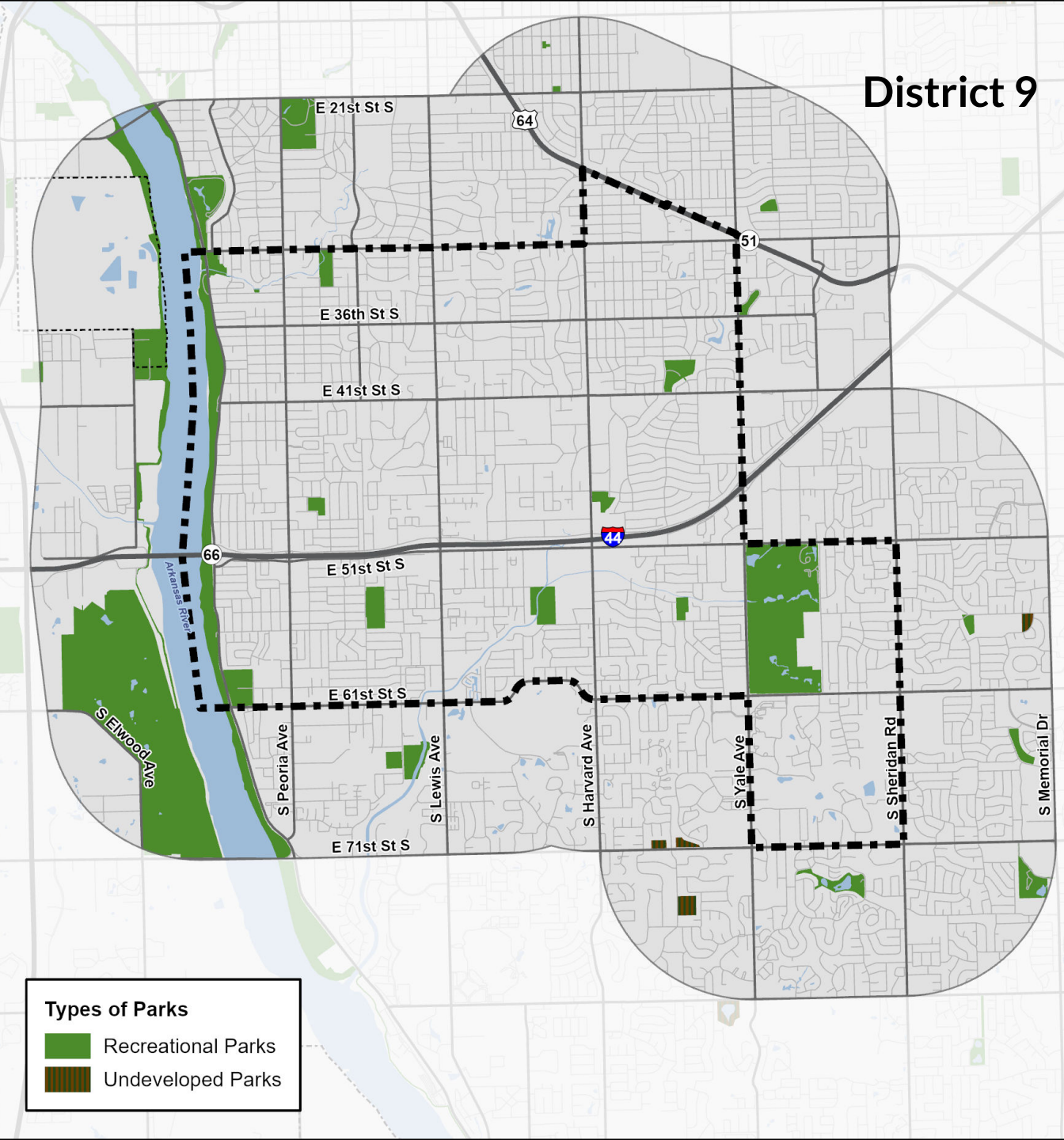
**CHAT/COMMENT POLL:
“What Tulsa park is closest to where
you live?”**

City of Tulsa



District 9





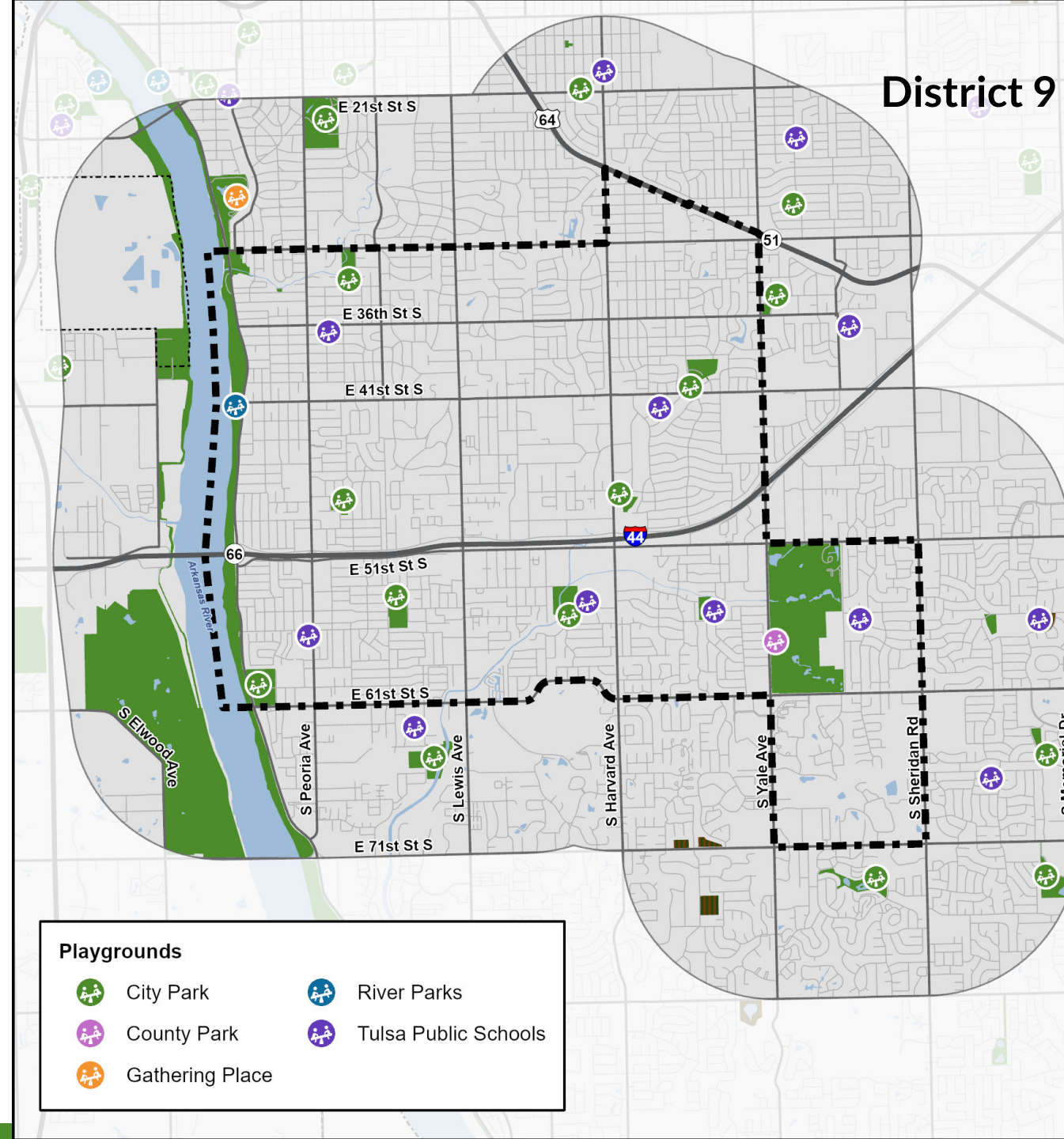
PARKS SERVING DISTRICT 9 (within 1 mile)

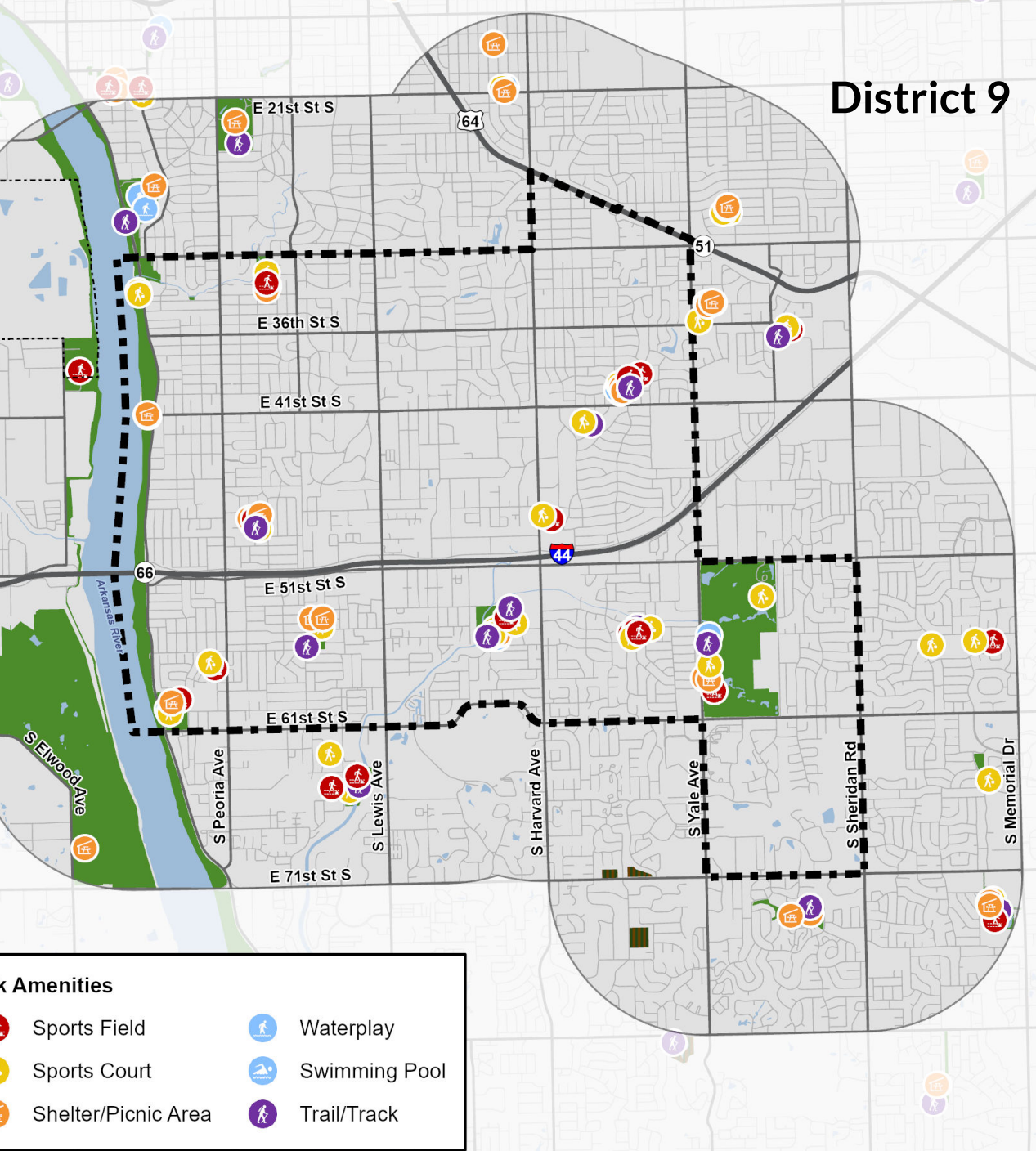
- 23+ Developed recreational parks with amenities
- 4 Areas of undeveloped park land

Parks Serving District 9	Council District	Play Amenities	Picnic Shelter / Area	Restrooms	Sport Courts	Sports Fields	Water Play Amenities	Trail or Walking Loop	Community Center
Boots Adams Park 6441 S 76 th E Ave	7	X			X			X	
Darlington Park 5179 E 29 th St	5	X	X		X				
Explorer Park 7807 E 58 th S S	7				X				
Florence Park 1936 S Gary Ave	4	X	X		X		X		
Fred Johnson Park 6002 S Riverside Rd	9	X	X		X	X	X		
Gathering Place 2650 S John Williams Way	4	X	X	X	X	X	X	X	X
Graham Park 6410 S Yorktown Ave	2	X	X		X	X		X	
Heller Park 5328 S Wheeling Ave	9	X	X		X	X		X	
Henthorne Park 4825 S Quaker Ave	9	X	X	X	X	X		X	X
Highland Park 4909 E 36 th St	5	X	X		X		X	X	
Holiday Hills Park 4111 E 54 th St	9				X	X		X	
LaFortune Park 5205 S Hudson Ave	9	X	X	X	X	X	X	X	X
Langenheim Park 12148 E 51 st St	9	X			X	X			
Manion Park 3003 E 56 th St	9	X	X		X		X	X	
Minshall Park 7407 S Kingston Ave	8	X	X					X	
Paul Johnson Park 7433 S Pittsburgh Ave	8								
River Skate Park 474 W 23rd St	2								
River Parks Tails & Parks: - Fitness Station, 41 st St Plaza, Rugby Field & West Bank Sports Complex	9	X	X	X	X	X	X	X	
Turkey Mountain Urban Wilderness Area 6800 S Elwood Ave	2		X	X				X	
Whiteside Park 4009 S Pittsburgh Ave	9	X	X	X	X	X	X	X	X
Woodward Park 2101 S Peoria Ave	4	X	X	X				X	

PLAYGROUNDS SERVING DISTRICT 9 (within 1 mile)

- 15 City park playgrounds
- 3 park playgrounds in other park systems
- 12 TPS public access playgrounds





PARK AMENITIES SERVING DISTRICT 9 (within 1 mile)

- 11 parks with sports fields (soccer, baseball, and/or football)
- 17 parks with sports courts (tennis, pickleball and/or basketball)
- 16 parks with picnic shelters and/or areas (table or grill)
- 9 parks with water play amenities (pools, splash pads and/or water playgrounds)
- 14+ parks with trails and/or walking loops

ZOOM SNAP POLL:

What surprised you the most from the district overview we just went through?

- The number of parks serving District 9
- The different types of parks and/or park management systems
 - The number and/or locations of playgrounds
 - The number and/or locations of park amenities
 - Something else
- None of it surprised me

BREAK & AUDIENCE QUESTIONS



CAPITAL FUNDING PACKAGES & TULSA PARKS ALLOCATIONS

In 2013, Tulsans approved \$918.7 million in funding for City improvements projects. In 2019, Tulsans renewed the package with an additional \$639 million.

\$30 million of the additional funding is allocated to Tulsa Parks for dedicated project, deferred maintenance repairs and additional improvements.



Funding Packages	Funding Allocated to Tulsa Parks
Vision Tulsa	\$7.1 MM
Improve Our Tulsa	\$34.94 MM
Improve Our Tulsa - 2019 Renewal	\$30 MM
Other Capital Funding	\$1.98 MM

2014 Improve Our Tulsa (IOT1) Funding & Projects

As part of the initial Improve Our Tulsa funding package, Tulsa Parks was allocated \$34.94 MM for the following projects:

Parks: \$1.975 MM	Playgrounds: \$7.3 MM	Restrooms: \$400,000	Pools: \$13.11 MM
<ul style="list-style-type: none">• Cousins Park renovations, including:<ul style="list-style-type: none">• New Pioneer Village complete with historic buildings, trails, restrooms and infrastructure.	<ul style="list-style-type: none">• 4 playgrounds completed• 4 playgrounds currently in construction phase• 15 playgrounds on hold, including:<ul style="list-style-type: none">• Boots Adams Park• Graham Park• Henthorne Park• Langenheim Park• Minshall Park	<ul style="list-style-type: none">• Restrooms Improvements at Hunter Park, including:<ul style="list-style-type: none">• Renovate and expand existing restroom facility.	<ul style="list-style-type: none">• 3 pools completed• Reed pool currently in construction phase• Berry Pool is next

IMPROVE OUR TULSA PARKS PROJECTS

■ Park Facility Repairs & Improvements

■ Fred Johnson Park Rehabilitation

■ Ben Hill Park Improvements

■ Mohawk Park Repairs & Renovation

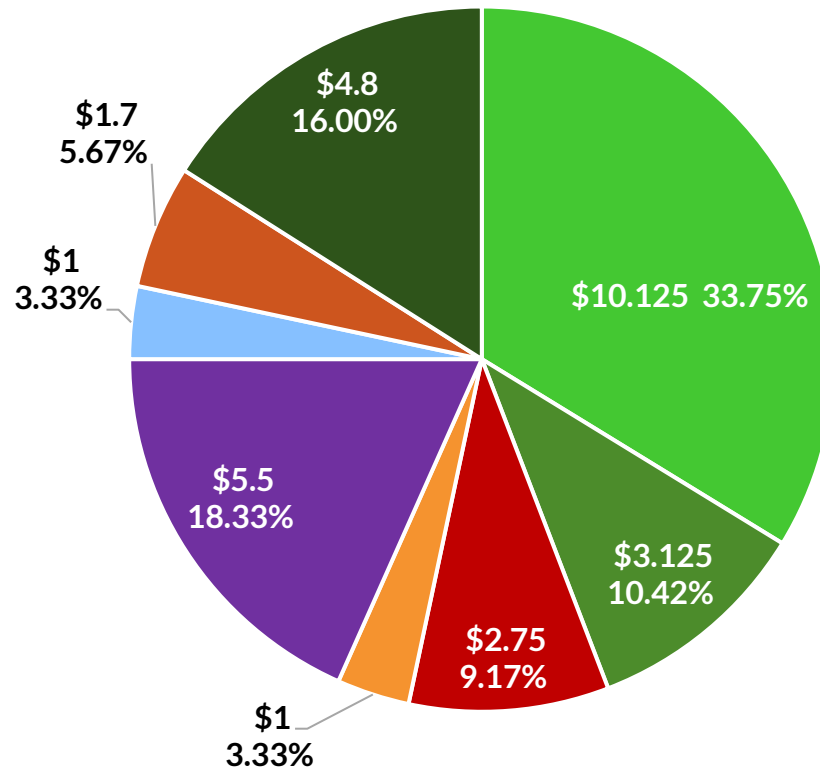
■ Park Play Amenity Repairs, Upgrades & Additions

■ Parking Lot Repairs

■ Swan Lake

■ Tennis Court Repairs, Repurposing & Replacement

Funding Allocations



Represented in Millions

Dedicated Project Funding

- Ben Hill Park Improvements
- Fred Johnson Park Rehabilitation
- Mohawk Park Repairs & Renovation
- Parking Lot Repairs
- Swan Lake

Broad Category Project Funding

- Park Facility Repairs & Improvements
- Park Play Amenity Repairs, Upgrades and/or Additions
- Sports Court Repairs, Repurposing and/or Replacement

Deferred Facility Maintenance Category	One Time Repair Cost
HVAC	\$2,336,754
Roofs	\$5,477,316
Security Updates	\$918,288
TOTAL COST	\$8.732 MM
Other Facility Maintenance Category	Annual Repair & Maintenance Costs
Bathroom Fixtures	\$2,000
Ceilings	\$45,000
Doors	\$6,250
Electrical	\$35,000
Flooring	\$72,000
Shelters	\$50,000
Wood/Millwork	\$1,000
TOTAL COST	\$252,350 per year
GRAND TOTAL COST AFTER 6 YEARS	\$10.246 MM

FACILITY REPAIRS & IMPROVEMENTS

- \$8.732 MM of the IOT money is needed to make essential safety repairs to roofs, HVAC equipment, and security updates.
- To complete the other annual repairs and maintenance, we would surpass the \$10.125 MM allocated from IOT2 by ~\$121,000



OUTDOOR PLAY:

REPAIRS, REPLACEMENT & ADDITIONS

- \$1.19MM is already allocated to replace 1 playground and 3 water playgrounds that are no longer safe.
- 13 playgrounds are in poor condition and could be either repaired or replaced. Depending on which, it would cost \$1.95-\$3.03 MM total.
- This leaves ~\$1.165-\$3.025 MM available to:
 - Repair or replace other play amenities
 - Replace a play amenity with something else that better serves the community
 - Install additional park amenities

Play Amenities	Typical Repair Cost	Typical Replacement Cost
Playground	\$100,000	\$200,000
Splash Pad or Water Playground	\$120,000	\$500,000
Additional Amenities	Typical Construction Cost	Details
Tennis Court	\$345,000	Fenced double court with lights
Bathrooms	\$225,000	Includes new utilities
Half Mile Trail	\$110,000	6ft. wide, paved asphalt
Swing Set	\$55,800	4 swings
Lighting Around Playgrounds	\$42,000	6 solar lights
Adult Fitness Equipment	\$95,000	
Picnic Area/Shelter	\$27,500	Includes small shelter, picnic table & grill
Community Garden	\$6,000	Excludes maintenance or staff costs

ZOOM SNAP POLL:

What option(s) would you want to see for the park playground(s) closest to your household?

- The current playground is fine as is
 - Repair the current playground
 - Replace with a similar playground
- Replace with a different kind of playground
- Replace with a different park amenity
- Add an additional amenity to the park
- Something else

Parks serving District 9 with Sports Courts	Court Repair Type	Cost to Repair
Boots Adams Park	Basketball	\$18,200
Darlington Park	Basketball	\$10,000
Explorer Park	Tennis	\$171,960
Florence Park	Tennis	Resurfacing started in September 2020
Fred Johnson Park	Basketball	\$40,000
Graham Park	Tennis	\$42,000
Heller Park	Basketball Tennis	New in 2018 \$36,580
Henthorne Park	Basketball	\$38,000
Highland Park	Tennis	\$85,980
Holiday Hills Park	Tennis	New in 2018
Langenheim Park	Tennis	\$85,980
Manion Park	Basketball Tennis	\$29,000 \$73,160
Whiteside Park	Tennis	\$36,580
Zink Park	Basketball Tennis	\$19,500 \$73,160
TOTAL COST		\$751,100

SPORTS COURTS:

REPAIRS, REPURPOSING & REPLACEMENT

Typical costs of repairs or alternatives based on a 2-court tennis facility:

- Convert to an adult fitness course: \$185,000
- To Repair/Renovation: ranges from \$36,600 to \$86,000 depending on concrete or asphalt courts (asphalt being more expensive to repair)
- Convert to multi-sport court: \$83,000
- Remove to provide green space: \$40,000
- Convert to Community Garden: ~\$6,000

ZOOM SNAP POLL:

What option(s) would you want to see for the park court(s) closest to your household?

- The current court(s) is/are fine as is
 - Repair the current court(s)
 - Replace the current court(s)
- Convert the court(s) into another park amenity
- Remove the court(s) to create more green space
 - Add additional court(s)
 - Something else

BREAK & AUDIENCE QUESTIONS



SMALL GROUP DISCUSSIONS



WHAT DO YOU WANT TO TALK ABOUT?



PARKS & PLAY?



RECREATION FACILITIES & PROGRAMS?



TRAILS & TRANSPORTATION?



OTHER IDEAS & FEEDBACK?



SAFETY & SECURITY?

WHILE WE'RE IN BREAKOUT ROOMS, YOU CAN STILL GIVE YOUR INPUT & FEEDBACK

- Take our public survey using this QR code
- Email letstalktulsaparks@cityoftulsa.org
- Call **596-PARK (7275)** and select option 4 to leave a voicemail
- Post your questions, input, feedback or ideas in the comments of this video

TULSA  PARKS



FINAL FEEDBACK & AUDIENCE QUESTIONS





NEXT STEPS

FOR YOU:

- Take our public survey at www.cityoftulsa.org/letstalktulsaparks
- Call 596-PARK (7275) or email your general feedback & ideas to letstalktulsaparks@cityoftulsa.org

FOR TULSA PARKS:

- Complete virtual community meetings for each City Council district
- Publish public feedback report
- Recommend prioritized Improve Our Tulsa projects & funding to City Council
- Update Tulsa Parks master plan