



TULSA  PARKS


LET'S TALK TULSA PARKS

Virtual Community Meeting with District 2 | Tuesday, October 27, 2020



INTRODUCTIONS

TULSA  PARKS





MEETING GOALS

- Provide background information, data & context to help us make informed decisions
- Gather feedback & input to help us prioritize funds & projects
- Identify gaps, issues, ideas & opportunities

MEETING PROTOCOLS

- Muting & talking
- Questions & comments
- “ELMO” & follow-up
- Words & intentions
- Community mindset



CHAT/COMMENT POLL:
**“What Tulsa parks do you or your household
visit most often?”**

TULSA'S FOUR PARK SYSTEMS



CITY PARKS



COUNTY PARKS



RIVER PARKS



PRIVATE PARKS



TULSA PARKS AT A GLANCE



50+ Miles of Trails

Walking / Running Trails
Equestrian trails at Mohawk Park



135 Parks

8,652 Acres of park land
72 Picnic shelters
22 Parks with Dedicated Gardens


Park Play Amenities

94 Playgrounds
6 Parks with Adult Fitness Equipment
104+ Sports Courts
185 Sports Fields



Aquatic features

7 Park fishing ponds/lakes
5 Pools
31 Splash pads & water playgrounds



100 Full Time Parks Employees

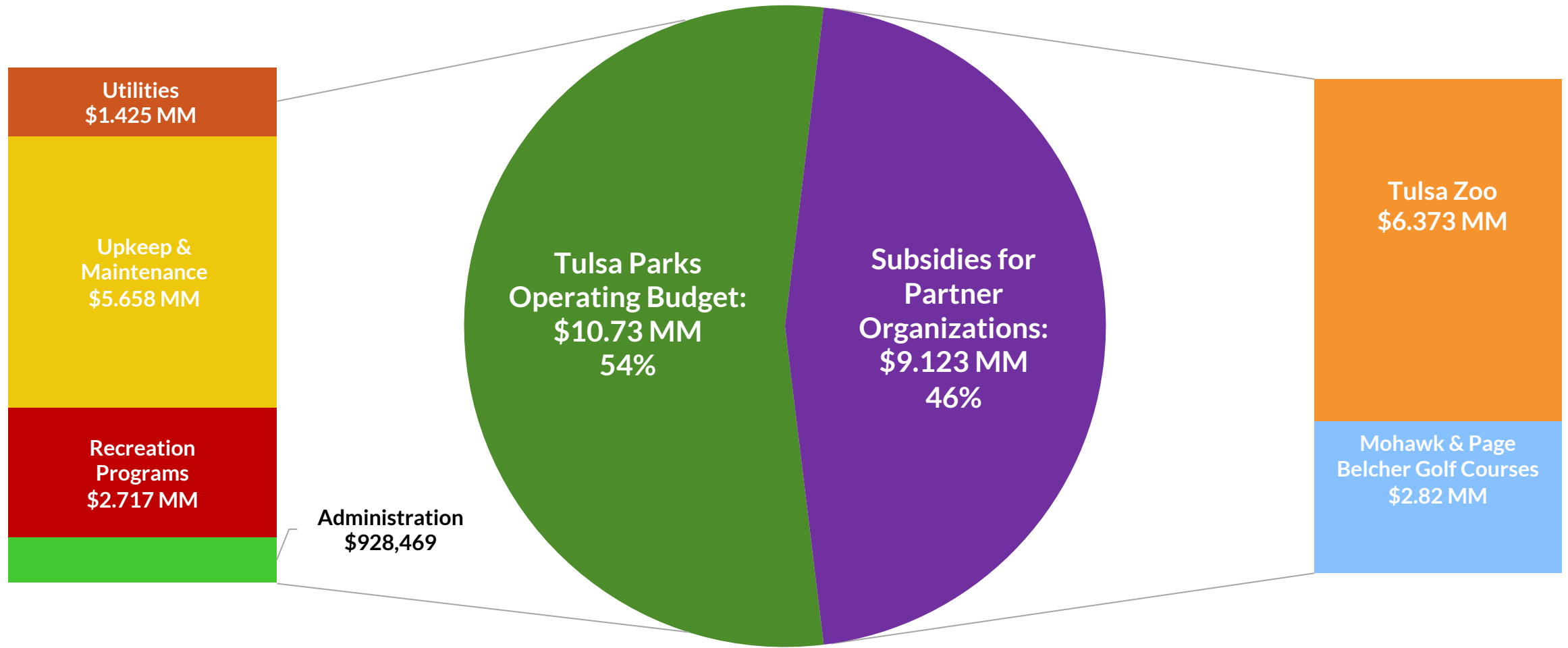
7 employees on our Administration Team
33 employees supporting recreation programs
60 employees supporting operations & maintenance



Recreation Facilities & Programs

8 Community & Specialty Centers
5 Indoor gymnasiums
5+ fitness & weight rooms
200+ recreation programs

CURRENT BUDGET ALLOCATIONS: FY 20/21



Total Budget: \$19.92 MM

THE DIFFERENCE & IMPACT TWO DECADES MAKE

TULSA PARKS IN 2000

- 123 Parks
- 6,000 Acres of park land
- 15 Community centers
- 4 Theatres/Specialty Centers
- 494 recreational program offerings per season
- 306 full-time employees
- 248 part-time & contract employees

TULSA PARKS IN 2020


- 135 Parks
- 8,652 Acres of park land
- 6 Community centers
- 2 Specialty Centers
- 214 recreational program offerings per season*
- 100 full-time employees
- 68 part-time & contract employees

** This number is based on a typical season. Due to COVID-19, we have used 1999 vs. 2019 data here.*

DISTRICT 2 PARK OVERVIEW



WaterWorks
Art Center



Reed Park Pool



West Highlands Park



Carbondale Park



Graham Park



West Tulsa Park



Schlegel Park



Lubell Park



Challenger 7 Park



Henthorne
Park



Helmerich Park



**CHAT/COMMENT POLL:
“What Tulsa park is closest to where
you live?”**

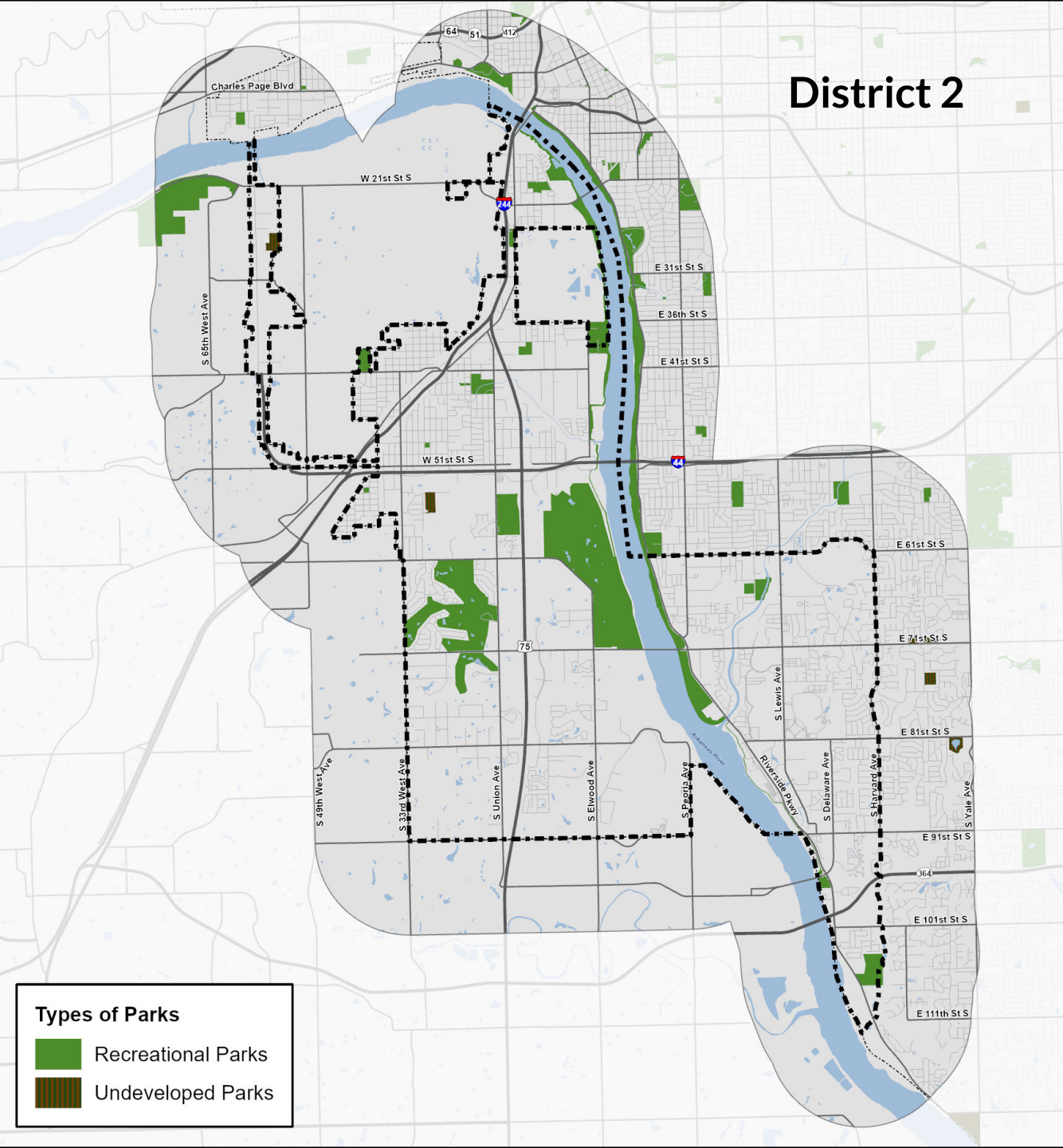
District 2

PARKS SERVING DISTRICT 2 (within 1 mile)

- 31 Developed recreational parks with amenities
- 3 Areas of undeveloped park/public land

Types of Parks

-  Recreational Parks
-  Undeveloped Parks

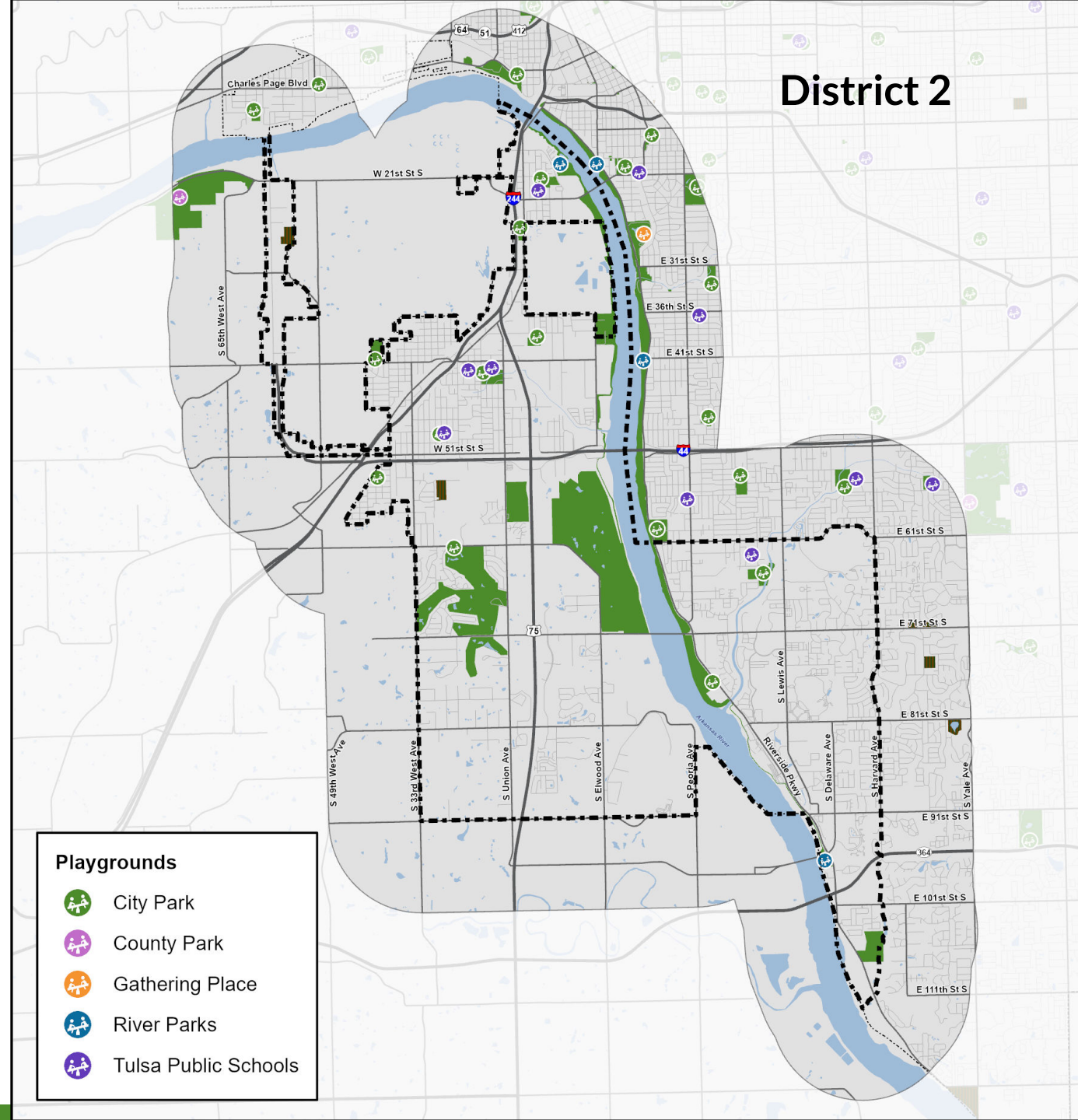


Parks within District 2	District	Play Amenities	Picnic Shelter / Area	Restrooms	Sport Courts	Sport Fields	Water Play	Trail or Walking Loop	Community Center
Bales Park 5801 S Union Ave	2			X		X			
Carbondale Park 2802 W 48th St	2	X	X		X		X		
Challenger 7 Park 3909 W 41st St.	2	X	X	X	X	X		X	
Graham Park 6410 S Yorktown Ave	2	X			X	X		X	
Helmerich Park 7301 S Riverside Dr	2	X	X	X	X		X		
Howard Park 2510 S Southwest Blvd	2	X							
Lubell Park 2909 W 56th St	2		X					X	
Page Belcher Golf Course 6666 S Union Ave	2			X				X	
Philpott Park 1114 W. 37th Pl.	2	X	X		X	X		X	
Reed Park 4233 S Yukon Ave	2	X		X	X	X	X	X	X
River Park Trails	2	X	X	X		X	X	X	
River Skate Park 474 W 23rd St	2								
Schlegel Park 3825 W 53rd Pl	2	X	X		X	X	X		
Standard Industries Tract 2726 S. 53rd W Ave	2								
Torcia-Oliver Soccer Complex 10519 S Delaware Ave	2		X	X		X			
Turkey Mountain Urban Wilderness Area	2	X	X	X				X	
West Highlands Park 2626 W 61st St	2	X	X		X	X		X	
West Tulsa Park 1002 W 21st St	2	X			X	X		X	

Parks Serving District 2	District	Play Amenities	Picnic Shelter / Area	Restrooms	Sport Courts	Sport Fields	Water Play	Trail or Walking Loop	Community Center
Barkwest Dog Park at Park West 990 W 101st St	Jenks		X						
Central Park "A" & Elm Sts	Jenks	X	X		X		X		
Chandler Park 6500 W 21st St	Tulsa County	X	X	X	X	X	X	X	X
Creek Nation Council Oak Park 1750 S Cheyenne Ave	4								
Creek Stickball Park 1800 S Cheyenne Ave	4								
Fred Johnson Park 6002 S Riverside Dr	9	X	X		X	X	X		
Gathering Place Park 2650 S John Williams Way	4	X	X	X	X	X	X	X	X
Heller Park 5328 S Wheeling Ave	9	X	X		X	X		X	
Henthorne Park 4825 S Quaker Ave	9	X	X	X	X	X		X	X
Holiday Hills Park 4111 E 54th St	9				X	X		X	
Joe Station Bark Park 1723 Charles Page Blvd	4			X					
Manion Park 3003 E 56th St	9	X	X		X		X	X	
Mini Park II 401 W 7th St	4								
Newblock Park 1710 Charles Page Blvd	4	X	X	X		X		X	X
Park West Sports Complex W Mian St & KOA St	Jenks			X	X	X			
Paul Johnson Park 7433 S Pittsburg Ave	8								
Plaza of the Americas Park 702 S Denver Ave	4								
Penney Park 531 S 49th W Ave	1	X	X		X		X		
Route 66 Plaza 815 S Riverside Dr	4								
South Lakes Golf Course 9253 S Elwood Ave	Jenks			X				X	
Terwilliger Park 5902 W 10th St	1	X			X	X			
Veterans Park 1875 S Boulder Dr	4	X	X	X		X	X		

PLAYGROUNDS SERVING DISTRICT 2 (within 1 mile)

- 21 City park playgrounds
- 5 park playgrounds in other park systems
- 10 TPS public access playgrounds



District 2

PARK AMENITIES SERVING DISTRICT 2 (within 1 mile)

- 20 parks with sports fields (soccer, baseball, and/or football)
- 20 parks with sports courts (tennis, pickleball and/or basketball)
- 19 parks with picnic shelters and/or areas (table or grill)
- 11 parks with water play amenities (pools, splash pads and/or water playgrounds)
- 18 parks with trails and/or walking loops

Park Amenities

Sports Field

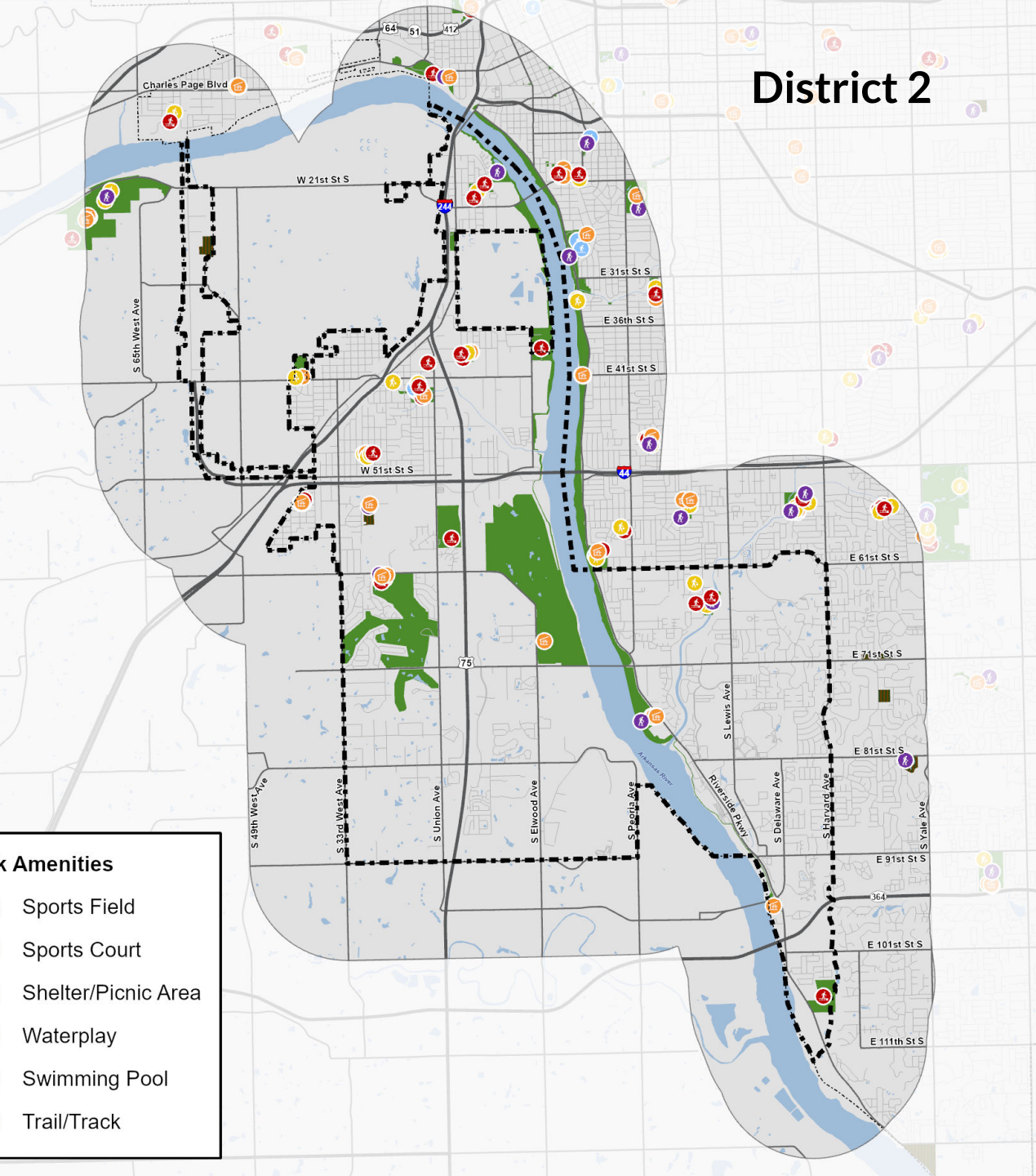
Sports Court

Shelter/Picnic Area

Waterplay

Swimming Pool

Trail/Track



ZOOM SNAP POLL :

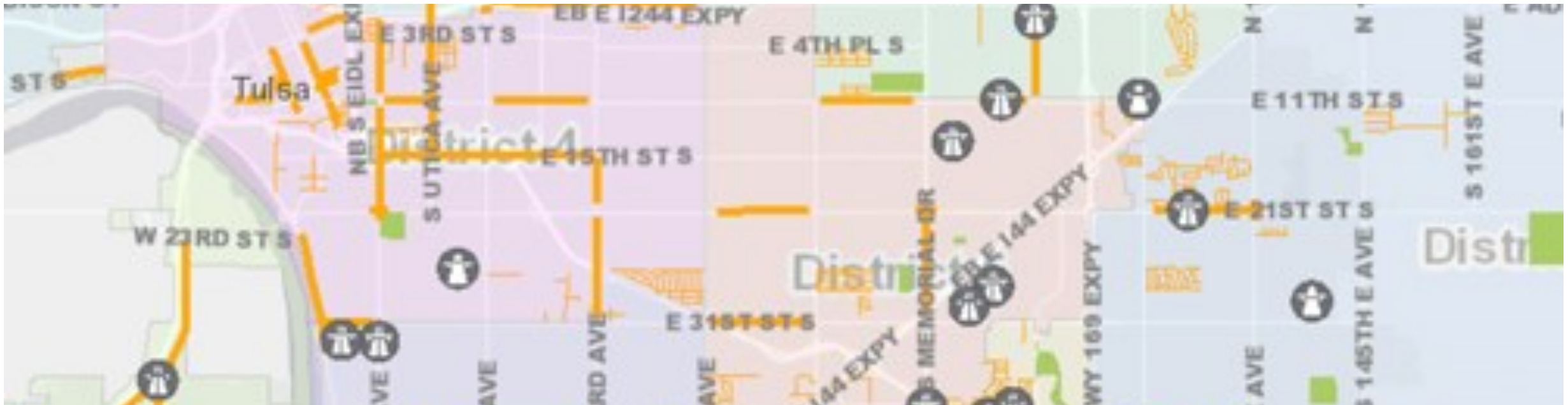
What types of Tulsa parks have you or your household visited in the past year? (Select all that apply)

- A park with a City community center (includes Hicks, Reed, Lacy, Centennial, Chamberlain, Whiteside parks)
- A large regional park (includes parks like Hunter, Mohawk, or Woodward)
- A large sports complex to play or watch games (Hilti, Savage, Carl Smith, Mohawk Sports Complex)
- A County or joint City-County park in Tulsa (includes LaFortune, Chandler or RiverParks)
- Regional trails (Midland Valley, River Parks, Creek Turnpike, Mingo, Osage, etc.)
- No members of my household have visited public parks in Tulsa over the past year

BREAK & AUDIENCE QUESTIONS



CAPITAL FUNDING & PROJECTS



CAPITAL FUNDING PACKAGES & TULSA PARKS ALLOCATIONS

In 2013, Tulsans approved \$918.7 million in funding for City improvements projects. In 2019, Tulsans renewed the package with an additional \$639 million.

\$30 million of the additional funding is allocated to Tulsa Parks for dedicated project, deferred maintenance repairs and additional improvements.



Funding Packages	Funding Allocated to Tulsa Parks
Vision Tulsa	\$7.1 MM
Improve Our Tulsa	\$34.94 MM
Improve Our Tulsa - 2019 Renewal	\$30 MM
Other Capital Funding	\$1.98 MM

2014 Improve Our Tulsa (IOT1) Funding & Projects

As part of the initial Improve Our Tulsa funding package, Tulsa Parks was allocated \$34.94 MM for the following projects:

Parks: \$1.975 MM	Playgrounds: \$7.3 MM	Restrooms: \$400,000	Pools: \$13.11 MM
<ul style="list-style-type: none"> • Cousins Park renovations, including: <ul style="list-style-type: none"> • New Pioneer Village complete with historic buildings, trails, restrooms and infrastructure. 	<ul style="list-style-type: none"> • 4 playgrounds completed • 4 playgrounds currently in construction phase • 15 playgrounds on hold, including: <ul style="list-style-type: none"> • Carbondale • Graham • Henthorne • Schlegel • West Highlands 	<ul style="list-style-type: none"> • Restrooms Improvements at Hunter Park, including: <ul style="list-style-type: none"> • Renovate and expand existing restroom facility. 	<ul style="list-style-type: none"> • 3 pools completed • Reed pool currently in construction phase • Berry Pool is next

IMPROVE OUR TULSA PARKS PROJECTS

■ Park Facility Repairs & Improvements

■ Fred Johnson Park Rehabilitation

■ Ben Hill Park Improvements

■ Mohawk Park Repairs & Renovation

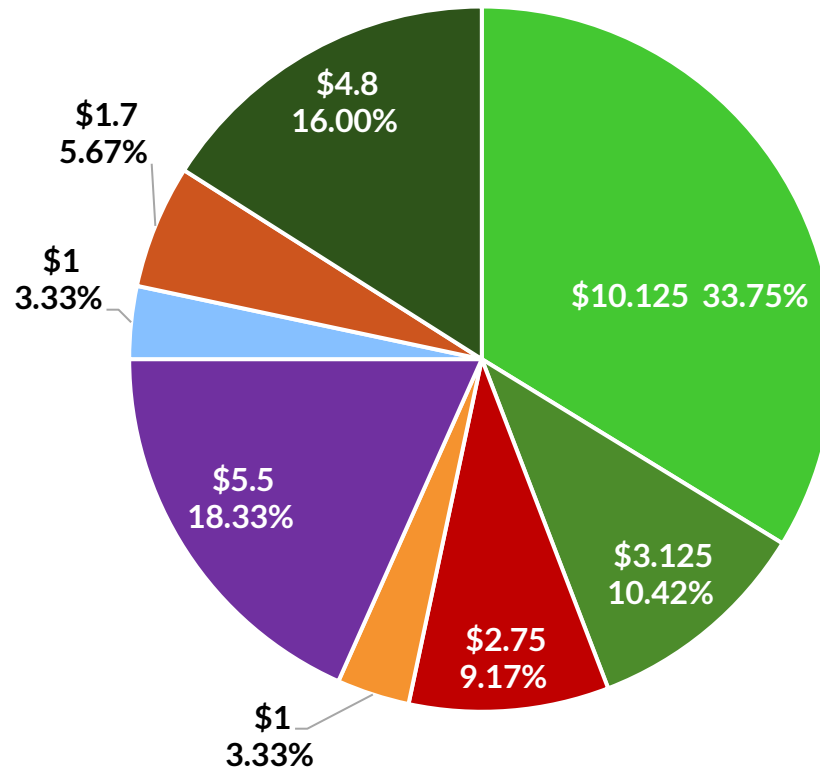
■ Park Play Amenity Repairs, Upgrades & Additions

■ Parking Lot Repairs

■ Swan Lake

■ Tennis Court Repairs, Repurposing & Replacement

Funding Allocations



Represented in Millions

Dedicated Project Funding

- Ben Hill Park Improvements
- Fred Johnson Park Rehabilitation
- Mohawk Park Repairs & Renovation
- Parking Lot Repairs
- Swan Lake

Broad Category Project Funding

- Park Facility Repairs & Improvements
- Park Play Amenity Repairs, Upgrades and/or Additions
- Sports Court Repairs, Repurposing and/or Replacement

Deferred Facility Maintenance Category	One Time Repair Cost
HVAC	\$2,336,754
Roofs	\$5,477,316
Security Updates	\$918,288
TOTAL COST	\$8.732 MM
Other Facility Maintenance Category	Annual Repair & Maintenance Costs
Bathroom Fixtures	\$2,000
Ceilings	\$45,000
Doors	\$6,250
Electrical	\$35,000
Flooring	\$72,000
Shelters	\$50,000
Wood/Millwork	\$1,000
TOTAL COST	\$252,350 per year
GRAND TOTAL COST AFTER 6 YEARS	\$10.246 MM

FACILITY REPAIRS & IMPROVEMENTS

- \$8.732 MM of the IOT money is needed to make essential safety repairs to roofs, HVAC equipment, and security updates.
- To complete the other annual repairs and maintenance, we would surpass the \$10.125 MM allocated from IOT2 by ~\$121,000



OUTDOOR PLAY:

REPAIRS, REPLACEMENT & ADDITIONS

- \$1.19MM is already allocated to replace 1 playground and 3 water playgrounds that are no longer safe.
- 13 playgrounds are in poor condition and could be either repaired or replaced. Depending on which, it would cost \$1.95-\$3.03 MM total.
- This leaves ~\$1.165-\$3.025 MM available to:
 - Repair or replace other play amenities
 - Replace a play amenity with something else that better serves the community
 - Install additional park amenities

Play Amenities	Typical Repair Cost	Typical Replacement Cost
Playground	\$100,000	\$200,000
Splash Pad or Water Playground	\$120,000	\$500,000
Additional Amenities	Typical Construction Cost	Details
Tennis Court	\$345,000	Fenced double court with lights
Bathrooms	\$225,000	Includes new utilities
Half Mile Trail	\$110,000	6ft. wide, paved asphalt
Swing Set	\$55,800	4 swings
Lighting Around Playgrounds	\$42,000	6 solar lights
Adult Fitness Equipment	\$95,000	
Picnic Area/Shelter	\$27,500	Includes small shelter, picnic table & grill
Community Garden	\$6,000	Excludes maintenance or staff costs

CHAT/COMMENT POLL :

What option(s) would you want to see for the park playground(s) closest to your household?

- The current playground is fine as is
 - Repair the current playground
 - Replace with a similar playground
- Replace with a different kind of playground
- Replace with a different park amenity
- Add an additional amenity to the park
 - Something else

Parks serving District 2 with Sports Courts	Court Repair Type	Cost to Repair
Carbondale Park	Basketball Tennis	\$10,000 \$18,290
Challenger 7 Park	Tennis	\$36,580
Fred Johnson Park	Basketball	\$40,000
Graham Park	Tennis	\$42,000
Heller Park	Tennis	\$36,580
Henthorne Park	Basketball Tennis	\$38,000 \$144,660
Penney Park	Basketball	\$10,000
Philpott Park	Basketball	\$14,500
Reed Park	Basketball Tennis	Resurfaced in 2018 New in 2018
Schlegel Park	Basketball	\$38,000
West Highlands Park	Basketball Tennis	\$10,000 \$36,580
West Tulsa Park	Basketball	Resurfaced in 2018
TOTAL COST		\$475,190

SPORTS COURTS:

REPAIRS, REPURPOSING & REPLACEMENT

Typical costs of repairs or alternatives based on a 2-court tennis facility:

- Convert to an adult fitness course: \$185,000
- To Repair/Renovation: ranges from \$36,600 to \$86,000 depending on concrete or asphalt courts (asphalt being more expensive to repair)
- Convert to multi-sport court: \$83,000
- Remove to provide green space: \$40,000
- Convert to Community Garden: ~\$6,000

CHAT/COMMENT POLL:

What option(s) would you want to see for the park court(s) closest to your home?

- The current court(s) is/are fine as is
 - Repair the current court(s)
 - Replace the current court(s)
- Convert the court(s) into another park amenity
- Remove the court(s) to create more green space
 - Add additional court(s)
 - Something else

BREAK & AUDIENCE QUESTIONS



SMALL GROUP DISCUSSIONS



WHAT DO YOU WANT TO TALK ABOUT?




WHILE WE'RE IN BREAKOUT ROOMS, YOU CAN STILL GIVE YOUR INPUT & FEEDBACK

- Take our public survey using this QR code
- Email letstalktulsaparks@cityoftulsa.org
- Call **596-PARK (7275)** and select option 4 to leave a voicemail
- Post your questions, input, feedback or ideas in the comments of this video

TULSA  PARKS



FINAL FEEDBACK & AUDIENCE QUESTIONS





NEXT STEPS

FOR YOU:

- Take our public survey at www.cityoftulsa.org/letstalktulsaparks
- Call 596-PARK (7275) or email your general feedback & ideas to letstalktulsaparks@cityoftulsa.org

FOR TULSA PARKS:

- Complete virtual community meetings for each City Council district
- Publish public feedback report
- Recommend prioritized Improve Our Tulsa projects & funding to City Council
- Update Tulsa Parks master plan