



**Department of Finance  
Budget and Planning Division  
Capital Planning Section  
175 E 2<sup>nd</sup>, Tulsa, Oklahoma 74103-3203 (918) 596-7653**

**To:** STOC  
**From:** Gary Hamer, AICP  
Capital Planning and Grants Manager  
**Date:** January 26, 2021  
**Subject:** January Meeting

Enclosed is the material for your January 26, 2021 meeting including the December 31, 2020 Financial Report for your review. 2017 and 2014 Sales Tax Program revenues for January 2021 and the fiscal year to date compared to 2017 and 2014 Sales Tax Program Adopted Budget Estimates are:

	Actual	Current Adopted Budget	Variance from Adopted Budget
Month of January	\$9,279,328	\$9,026,643	2.8%
Year to Date	\$63,308,706	\$60,356,635	4.9%

Please note the above amounts are the Sales Tax revenue only.

The 2017 and 2014 Sales Tax Programs Funds (4000 and 405), in addition to sales tax revenue, receives interest, and other revenues such as grants, transfers and miscellaneous revenues. Total revenue reported for the funds is not available until the end of the month so, the information provided below is for the most recently completed month. Total Fund 4000 and 405 revenue for the month of December was:

	<u>Month Ending: December 31, 2020</u>	<u>Variance from Adopted Budget</u>	<u>Year thru: December 31, 2020</u>	<u>Variance from Adopted Budget</u>
Sales Tax Revenue	\$8,742,413	2.4%	\$54,029,378	5.3%
Interest on Investments	\$230,716	N/A	\$1,526,191	N/A
Other Revenue	\$0	N/A	\$0	N/A
<b>Total Fund Revenue</b>	<b>\$8,973,129</b>	<b>2.3%</b>	<b>\$55,555,569</b>	<b>7.7%</b>

# STOC

SALES TAX OVERVIEW COMMITTEE

**NOTICE AND AGENDA  
REGULAR MEETING  
SALES TAX OVERVIEW COMMITTEE  
Tuesday, January 26, 2021, 8:00 A.M.  
10-North, 175 E. 2<sup>nd</sup> Street, Tulsa, OK**

The STOC will be meeting in person at City Hall on October 27<sup>th</sup> at 8 am.  
Those who cannot attend in person may view the meeting by going to:

STOC 01-26-21  
Tue, Jan 26, 2021 8:00 AM - 10:00 AM (CST)

**Please join my meeting from your computer, tablet or smartphone.**

<https://www.gotomeet.me/COT5/stoc-01-26-21>

**You can also dial in using your phone.**

United States: +1 (408) 650-3123

**Access Code:** 319-575-493

New to GoToMeeting? Get the app now and be ready when your first meeting starts:

<https://global.gotomeeting.com/install/319575493>

The members of the committee will be attending as follows:

R. Hinrichs – In Person	L. Jenkins – GTM 3768 N. Lansing Ave.
P. McTighe – GTM 6506 S Lewis Ave, #105	S. Powell – In Person
K. O'Brien – In Person	R. Plocek – GTM 1915 N. Kingston Pl.
D. Blatt – GTM 3524 E 12 Pl	A. Webb – In Person
K. Sebert – In Person	D. Tannehill – In Person
A. Gomez – In Person	J. Guardiola – In Person
E. Cochrane – GTM 6237 S 86 E Ave	J. Bradford – GTM 9930 S. 108 E Ave
J. Hall – GTM 8142 S 68 E Ave	S. King – In Person
S. Grizzle – GTM 3904 S Sandusky Ave	S. Watts – In Person
P. Amburgy – In Person	M. Johnson – GTM 514 E 49 St N
M. Bruno-Todd – GTM 564 E Pine St	

*In this environment of COVID, the STOC would appreciate it if members of the Public wishing to join the meeting would do so using the GoTo Meeting option.*

**NOTICE AND AGENDA  
REGULAR MEETING  
SALES TAX OVERVIEW COMMITTEE  
Tuesday, December 22, 2020, 8:00 A.M.  
10-North, 175 E. 2<sup>nd</sup> Street, Tulsa, OK**

- I.** Call to Order
- II.** Minutes of October, November, and December Meetings
- III.** Chair's Report to the City Council
- IV.** Subcommittee Reports
  - A. Tulsa Vision Economic Development Project Update
  - B. Public Safety
  - C. Parks
  - D. Streets and Stormwater, Transportation, Water and Sewer
  - E. Finance and Financial Report
- V.** Unfinished Business
  - A. Vote on 2021 Meeting Schedule
- VI.** New Business
  - A. Chair Report presenters
- VII.** Adjournment

**MINUTES**  
**Sales Tax Overview Committee Meeting**  
**October 27, 2020, 8:00 a.m.**  
**10 North, 175 E 2<sup>nd</sup> St. and GoTo Meeting**

The Sales Tax Overview Committee met for the regular monthly meeting at 8:00 a.m. on October 27, 2020.

**I. Call to Order**

Chair Ashley Webb called the meeting to order at 8:03 a.m.

The following members were present:

Pamela Amburgy	Jonathan Hall	Sylvia Powell
David Blatt	Linda Jenkins	Kathy Sebert
Janae Bradford	Mareo Johnson	Steven Watts
Marcia Bruno-Todd	Steve King	Ashley Webb
Scott Grizzle	Paul McTighe	

The following members were absent:

Ellouise Cochrane	Alex Gomez	Jesse Guardiola	Rhonda Hinrichs
Karen O'Brien	Renee Plocek	Daryl Tannehill	

Also present:

Gary Hamer	Anne Boyd	Jarrod Moore
------------	-----------	--------------

**II. Approval of Minutes**

The minutes for the September meeting were read. Kathy Sebert moved that the minutes be accepted as read, Steven Watts seconded the motion. The motion carried.

**III. Chair's Report**

The Chair's Report to Council was given by Janae Bradford. She stated that the report went very well. She noted that Councilor Cue commented there was a meeting, at some point after the Council meeting, about the Route 66 Xperience and that there may be some forward motion on that project.

**IV. Financial Report**

The October collections were \$9.24M which is about 8.6 percent over budget. Current sales tax collections are about 5.7 percent ahead of budget for the year to date. Both the current budget and collections are below the previous year.

## **V. Subcommittee Reports**

### **A. Tulsa Vision Economic Development**

Ashley Webb gave an overview. He stated the on the Gilcrease Museum Reconstruction project, the art would be moved to a building that the Gilcrease is purchasing, rather renting. It is believed this will be cheaper in the long run. The groups in the running for moving the art have been narrowed down to 3. There is some discussion about using two of the groups due to their different specialties. Once the project is complete and the art is returned to the museum, the storage building would be sold, and the money put back into the project. There are some live feeds listed on a couple of the projects that the committee can use to watch the progress on those projects. There were no further comments or questions, and the report was accepted.

### **B. Public Safety**

Ashley Webb gave an overview. He stated that there was no update from INCOG on the Route 66 Xperience. At the Council meeting, Councilor Cue had intimated that there was some forward progress. Attempts to get an update will continue. The roof of the Gilcrease house appears to be nearing completion. Work on the gutters was observed. The Fire Department reported that a new pumper should be in service in November. Work on two ladder vehicles is underway. The Committee was provided a web address where they can check on progress. The Police Department reports they have received 63 of the 105 ordered vehicles. They also report that the Police 1 helicopter is out of service for scheduled maintenance. It is expected to be back in service in a couple of weeks. There were no further comments or questions, and the report was accepted.

### **C. Parks**

Linda Jenkins provided a link to a survey the Parks Department is running. The Parks website has additional information on the survey. The sidewalks at Ben Hill Park are scheduled to be completed in October. Whiteside pool reconstruction and plumbing repair/replacement are both complete. The next pool to be reconstructed will be Reed Park. Construction is expected to begin in the spring of 2021 and to last for a year. The pool will, hopefully, open for the 2022 swim season. There were no further comments or questions and the report was accepted

### **D. Street and Stormwater / Water and Sewer**

Ashley Webb presented the overview. There was nothing of note in Stormwater or Water and Sewer. These groups are nearing the end of the project lists that are funded in sales tax. He reported that the rehab of 6<sup>th</sup> and 7<sup>th</sup> streets was progressing. The project on 11<sup>th</sup> from Utica to Peoria is behind and does not look as if it will be completed on time. The project on Yale from 81<sup>st</sup> to 91<sup>st</sup> will be the largest project for Streets to date. It looks like it is going to come in over budget, this is due to an increase in concrete prices. 15<sup>th</sup> Street was restriped, going from 4 lanes to 2 lanes and adding bike lanes. There is an expectation that a 2-lane road can handle 15, 000 cars per lane per day. There were no further comments or questions and the report was accepted.

VI. **Unfinished Business**

VII. **New Business**

A. **Chair Report presenters for next month(s)**

	<u>Presenter</u>	<u>Backup</u>
Nov. 4	Ashley Webb	Rhonda Hinrichs
Dec. 2	Mareo Johnson	Ashley Webb
Jan '21	Rhonda Hinrichs	

VIII. **Adjournment**

The meeting was adjourned at 9:05 a.m.

Ashley Webb, Chair



Linda Jenkins, Vice Chair



**MINUTES**  
**Sales Tax Overview Committee Meeting**  
**November 24, 2020, 8:00 a.m.**  
**10 North, 175 E 2<sup>nd</sup> St. and GoTo Meeting**

The Sales Tax Overview Committee met for the regular monthly meeting at 8:00 a.m. on November 24, 2020.

**I. Call to Order**

Chair Ashley Webb called the meeting to order at 8:00 a.m.

The following members were present in person:

Pamela Amburgy	Karen O'Brien
Janae Bradford	Kathy Sebert
Jesse Guardiola	Ashley Webb
Linda Jenkins	
Steve King	

The following members were present virtually:

Marcia Bruno-Todd	Paul McTighe
Ellouise Cochrane	
Scott Grizzle	
Jonathan Hall	
Mareo Johnson	

The following members were absent:

David Blatt	Rhonda Hinrichs	Alex Gomez	Renee Plocek
Sylvia Powell	Daryl Tannehill	Steven Watts	

Also present:

Gary Hamer	Jarrood Moore
------------	---------------

**II. Approval of Minutes**

There was not a quorum of members present in person as required by State Statute. No votes were taken at this meeting.

**III. Chair's Report**

The Chair's Report to Council was given by Janae Bradford. She stated that the report went very well. She noted that Councilor Cue commented there was a meeting, at some point after the Council meeting, about the Route 66 Xperience and that there may be some forward motion on that project.

#### **IV. Financial Report**

The October collections were \$8.96M which is about 6.6 percent over budget. Current sales tax collections are about 5.8 percent ahead of budget for the year to date. Both the current budget and collections are below the previous year.

#### **V. Subcommittee Reports**

##### **A. Tulsa Vision Economic Development**

Mr. Jeff Stava gave a report on the Pedestrian Bridge. He reported that on September 22<sup>nd</sup> bids were opened. The result was, that after some of the bids were withdrawn, the estimated price of the project was \$5 to \$7 million over budget based on which contingencies were used in the comparison. They are working on ways to get the project back in budget by a combination of removing the add alternates from the project and fund raising in the private sector. Some contracts for demolition of the current bridge, site work, and infrastructure were awarded in October. The current estimate for completion is the final quarter of 2022. Mr. Josh Miller gave an update on the Peoria-Mohawk Business Park. He reported that the infrastructure portion was complete. Work on CIP work will be beginning, no date given. This will be things like an internal road in the park, adding water lines, and improvements to Mohawk Blvd. There is a new TIF (Tax Increment Financing) in that area. The money from the TIF will go to supporting housing efforts in neighborhoods surrounding the Peoria-Mohawk Business Park. Ashley Webb gave an overview of the remaining projects. He noted that a mover for the art at the Gilcrease Museum has been identified. They will move the exhibits to a facility that has been purchased off site. The facility will be sold once the Museum rebuild is complete and the exhibits returned to the new museum building. The storage facility will then be sold with the proceeds being returned to the Gilcrease project. There were no further comments or questions, and the report was accepted.

##### **B. Public Safety**

Ashley Webb gave an overview. He stated that there was no update from INCOG on the Route 66 Xperience. The Committee is requesting information from anyone connected with Route 66. It has been several months since they received an update. The roof of the Gilcrease house appears to be substantially complete. It is unknown at this time if the house will be available for events during the reconstruction of the Gilcrease Museum. There will be automatic doors installed at the Forensics Lab and the 911 Center. The PAC renovations is being referred to Legal for litigation. There were no further comments or questions, and the report was accepted.

##### **C. Parks**

Ashley Webb gave an overview. He reported that the work at Hill Park is listed as complete. The Committee is requesting a listing of the work done and the amount spent. The repairs for the vandalism at Zeigler Park will likely be done in the spring of 2021. The vandalism was result of the contractor removing the safety fence early. The contractor will make the repairs at their expense. There is large delay in receiving the shelter covers for Patrick and Plaza parks. This is due to shut downs and reduced staff at the manufacturer due to COVID-19. Reed Park swimming pool and water playground are out to bid, they are bidding together. Construction is slated to begin in March 2021. There were no further comments or questions and the report was accepted.



**D. Street and Stormwater / Water and Sewer**

Paul McTighe presented the overview. There was nothing of note in Stormwater. Water and Sewer reported that Woodycrest 3 has gone out for bids. The Committee will be kept informed of the progress of this project, but, there will be no in person reporting by this group. These groups are nearing the end of the project lists that are funded in sales tax. The project on Yale from 81<sup>st</sup> to 91<sup>st</sup> will be the largest project for Streets to date. The bids came in \$5 million over budget due to cost increases in materials. Funding has been identified to cover this overage. Work at the intersection at Yale and 101<sup>st</sup> St. is causing a great difficulty for those who must drive in that area. There were no further comments or questions and the report was accepted.

**VI. Unfinished Business**

**VII. New Business**

**A. Chair Report presenters for next month(s)**

	<u>Presenter</u>	<u>Backup</u>
Jan. 6	Rhonda Hinrichs	Ashley Webb
2/3, 3/3, 4/7, 5/5, 6/2, 7/14, 8/4, 9/1, 10/6, 11/3, 12/1		

**B. Vote on 2021 Schedule**

There was not a quorum present in person. No vote was taken. The by-laws do not require a vote of the schedule. The current version of the schedule will be filed with the City Clerk prior to the December 15<sup>th</sup> deadline. The Committee will take action on this item at a future meeting.

**VIII. Adjournment**

The meeting was adjourned at 9:05 a.m.

Ashley Webb, Chair



Linda Jenkins, Vice Chair



## MINUTES

### Sales Tax Overview Committee Meeting

December 26, 2020, 8:00 a.m.  
10 North, 175 E 2<sup>nd</sup> St. and GoTo Meeting

The Sales Tax Overview Committee met for the regular monthly meeting at 8:00 a.m. on November 24, 2020.

#### **I. Call to Order**

Chair Ashley Webb called the meeting to order at 8:10 a.m.

The following members were present in person:

Ashley Webb

The following members were present virtually:

Janae Bradford      Paul McTighe  
Ellouise Cochrane      Karen O'Brien  
Jesse Guardiola  
Jonathan Hall  
Steve King

The following members were absent:

Pamela Amburgy	David Blatt	Marcia Bruno-Todd	Alex Gomez
Scott Grizzle	Rhonda Hinrichs	Linda Jenkins	Mareo Johnson
Renee Plocek	Sylvia Powell	Kathy Sebert	Daryl Tannehill
Steven Watts			

Also present:

Gary Hamer	Jarrood Moore	Anne Boyd	Michael Feamster
Shane Fernandez	Phil Thomas	Mary Kell	

#### **II. Approval of Minutes**

There was not a quorum of members present in person as required by State Statute. No votes were taken at this meeting.

#### **III. Chair's Report**

The Chair's Report to Council was given by Ashley Webb. He stated that after a late start, the meeting went well. He brought up the lack of communication involving the Route 66 Xperience. The Council had no questions or comments.

#### **IV. Financial Report**

The December collections were \$8.74M which is about 2.4 percent over budget. Current sales tax collections are about 5.3 percent ahead of budget for the year to date. Both the current budget and collections are below the previous year.

#### **V. Subcommittee Reports**

##### **A. Tulsa Vision Economic Development**

Mr. Shane Fernandez and Mr. Michael Feamster reported on the BMX facility. They reported that the project is 25 percent complete. The arena wall has been erected. The slab for the headquarters was poured in November and the steel is going up. The project is still in budget. Mr. Phil Thomas reported on the Langston project. He reported that some archeology was found on when site work began which caused a delay. The archeology has been retrieved and preserved and the project is moving forward. He reports that the project is 30 percent complete and they are working on a new completion timeline. The project is in budget. There were no further comments or questions, and the report was accepted.

##### **B. Public Safety**

Ashley Webb gave an overview. He stated that there was no update from INCOG on the Route 66 Xperience. Repeated requests for someone to give an update on the status of the project have gone unanswered. A pre-construction meeting for the PAC Roof Replacement was held on December 14<sup>th</sup>. The contractor is Lowry. Another project at the PAC with CEI as contractor has remained unworked on for several months. Attempts to resolve this with the bonding company have failed and the City had filed a lawsuit against the contractor. There were no further comments or questions, and the report was accepted.

##### **C. Parks**

Ashley Webb gave an overview. The City portion of the work at Ben Hill Park community building are complete with the partner Reed Community Foundation continuing their portion. There are residual funds from the project will possibly be used on additional work with in the Park area itself. Bids have been advertised for Reed Pool reconstruction and Reed water playground. Construction on both projects is anticipated to begin in March 2021. The steering committee for the Woodward Park improvements has begun meeting. 3 community meetings are anticipated. There were no further comments or questions and the report was accepted.

##### **D. Street and Stormwater / Water and Sewer**

Paul McTighe presented the overview. There was nothing of note in Stormwater. Water and Sewer did not give an update on Woodycrest 3. The Committee will be kept informed of the progress of this project, but, there will be no in person reporting by this group. These groups are nearing the end of the project lists that are funded in sales tax. The prices on Crow Creek Bridge came in high. It may be that they will have to completely lose Peoria while work on the bridge is being done, around 180 days. There were no further comments or questions and the report was accepted.

VI. **Unfinished Business**

VII. **New Business**

A. **Chair Report presenters for next month(s)**

	<u>Presenter</u>	<u>Backup</u>
Feb. 3	Ashley Webb	Jesse Guardiola

(This meeting is likely to be cancelled, not confirmed. Next meeting is Feb. 10.)

3/3, 4/7, 5/5, 6/2, 7/14, 8/4, 9/1, 10/6, 11/3, 12/1

VIII. **Adjournment**

The meeting was adjourned at 8:50 a.m.

Ashley Webb, Chair



Linda Jenkins, Vice Chair



# STOC

SALES TAX OVERVIEW COMMITTEE

Ashley Webb  
Chair

Ashley R. Webb  
Riggs, Abney, Neal, Turpen, Orbison & Lewis Inc.  
Attorney At Law  
Tulsa, OK 74119  
(918) 699-8905

**To:** City Council

**Date:** January 6<sup>th</sup>, 2020 council cancelled 1/6/21, report given 1/13/21

**Subject:** January Report to City Council

Attached is the December 2020 Sales Tax Overview Committee (STOC) Status Report.

### **2006 Special Extended Sales Tax**

November expenditures totaled \$195,279, almost all which was spent on the new fire station on 41<sup>st</sup> and S 134<sup>th</sup>. Encumbrances and commitments total \$4,631,931. Current appropriations for the Special Extended Sales Tax Fund total \$271,344,933. There is a current appropriation balance of \$10,528,605.

### **2008 Sales Tax Special Temporary Streets Fund**

Expenditures in November totaled \$4,005, all of which was spent on the Citywide General Engineering project. To date, \$144,262,414 has been spent in this fund. Encumbrances and commitments total \$1,106,417. Life to date appropriations total \$145,493,500. There is a current appropriation balance of \$124,668.

### **2014 Sales Tax Fund**

November expenditures totaled \$6,036,368, of which \$1.7 million was spent on the Citywide Arterial Rehabilitation project. To date, \$297,553,340 has been spent in this fund. Encumbrances and commitments total \$61,584,013. Total life-to-date appropriations for the 2014 Sales Tax Fund are \$567,377,764. There is a current appropriation balance of \$208,240,411.

### **2016 Sales Tax Fund**

November expenditures totaled \$5,335,278 within the 2016 Tulsa Vision Sales Tax Fund, of which \$3.3 million was spent on the Zink Lake and Related Improvements project. To date, \$72,710,015 has been spent in this fund. Encumbrances and commitments total \$19,278,279. Total life-to-date appropriations for the 2016 Sales Tax Fund are \$127,143,645. There is a current appropriation balance of \$35,155,352.

### **2016 Revenue Bond Fund**

November expenditures totaled \$3,629,174 within the 2016 Tulsa Vision Revenue Bond Program with \$677,000 being spent on the Airport Infrastructure project. Total life to date appropriations within the fund are \$350,600,000. Encumbrances and commitments total \$119,693,630. There is a current appropriation balance of \$76,214,044.

**2020 General Obligation Bonds**

November expenditures totaled \$184,407, of which \$57,000 was spent on the Maintenance Zone 1076 (Detroit Ave west to Elgin / 36<sup>th</sup> St N north to 40<sup>th</sup> Pl N) project. To date, \$471,138 has been spent in this fund, all of which being spent on the Central Business District: MLK & Detroit street project. Encumbrances and commitments total \$4,110,538. Life to date appropriations for the 2020 General Obligation Bond Fund total \$17,500,000. There is a current appropriation balance of \$12,918,324.

**2014 General Obligation Bonds**

November expenditures totaled \$3,297,629, with \$1.3 million being spent on the Maintenance Zone 3011 (Marshall St. south to Latimer Pl. / 71st E. Ave. west to 68th E. Ave). project. To date, \$156,948,032 has been spent in this fund. Encumbrances and commitments total \$44,774,992. Life to date appropriations for the 2014 General Obligation Bond Fund total \$277,500,000. There is a current appropriation balance of \$75,776,975.

**2008 General Obligation Bonds**

November expenditures totaled \$939,369, with \$529,000 being spent on the Maintenance Zone 9044 (Florence Ave. from North side 47th St. north to the end of the cul de sac) project. To date, \$208,432,999 has been spent in this fund. Encumbrances and commitments total \$44,774,992. Life to date appropriations for the 2008 General Obligation Bond Fund total \$230,054,937. There is a current appropriation balance of \$21,188,094.

**2005 General Obligation Bonds**

There were \$3,722 expenditures in November, the majority of which was spent on the 91<sup>st</sup> St & Harvard Intersection project. To date, \$73,814,029 has been spent in this fund. Encumbrances and commitments total \$196,509. Current appropriations for the 2005 General Obligation Bond Fund total \$74,919,257. There is a current appropriation balance of \$908,720.

Respectfully submitted,

Ashley Webb, Chair



Attachments

cc: James Wagner  
Keith Eldridge  
Gary Hamer



## FINANCIAL REPORT TO CITY COUNCIL

Wednesday, January 6, 2021

### I. Financial Report

*Revenue: 2014 Extended 1.1 Percent and 2016 Vision 0.305 Percent Sales Tax Funds*

	Fiscal Year to Date		
	December	Thru December	Actual vs Budget
Actual	\$ 8,742,413	\$ 54,029,378	\$ 2,699,386
Adopted Budget - Current Year	8,540,060	51,329,992	202,353

### Expenditures

Fund	November	Fiscal Year to Date
		Thru November
4001, 4003-4004 - Tulsa Vision Rev Bonds	\$ 7,258,349	\$ 67,396,205
4000 - Tulsa Vision Sales Tax	10,670,556	25,719,703
405 - 2014 Sales Tax	12,072,736	46,840,016
404 - 2008 Streets Temporary Sales Tax	8,010	3,088,680
402 - 2006 Special Extended Sales Tax	390,559	1,588,186

### II. Expenditures in Other Funds

Fund	November	Fiscal Year to Date
		Thru November
403 - 2006 Advance Funded Sales Tax	0	0
401 - 2001 Sales Tax	135,457	156,013
408 - 2020 GO Bond	368,813	908,795
427 - 2014 GO Bond	6,595,257	19,510,137
426 - 2008 GO Bond	1,878,738	1,844,024
425 - 2005 GO Bond	7,445	7,445
<b>TOTAL</b>	<b>\$ 8,985,710</b>	<b>\$ 22,426,414</b>

### III. Items for the City Council's Attention

- A. Monthly Financial Reports
- B. STOC Committee and Subcommittee Minutes and Reports

### IV. Attachments

- A. Attendance Record for the last 12 months
- B. STOC Committee and Subcommittee Minutes and Reports

Respectfully submitted,

Ashley R. Webb, Chair

Attachments

cc: James Wagner  
Keith Eldridge  
Gary Hamer

**MAJOR CAPITAL IMPROVEMENTS CONSTRUCTION FUNDS SUMMARY**  
**As of November, 2020**

	CURRENT		EXPENDITURES		ENCUMBERED COMMITTED	PERCENT	BALANCE				
	APPROPRIATIONS		Current Month	To Date							
Fund 401 and Fund 403 <b>2001 Third Penny Sales Tax and 2006 Advance Funded Sales Tax</b>	\$	112,418,465	\$	67,729	\$	112,170,898	\$	210,585	100%	\$	36,982
Fund 402 <b>2006 Third Penny Sales Tax Extension</b>	\$	271,344,933	\$	195,279	\$	256,184,397	\$	4,631,931	96%	\$	10,528,605
Fund 404 <b>2008 Sales Tax Special Temporary Streets Fund</b>	\$	145,493,500	\$	4,005	\$	144,262,414	\$	1,106,417	100%	\$	124,668
Fund 405 <b>2014 Sales Tax Fund</b>	\$	567,377,764	\$	6,036,368	\$	297,553,340	\$	61,584,013	63%	\$	208,240,411
Fund 406: 4000 <b>2016 Sales Tax Fund</b>	\$	127,143,645	\$	5,335,278	\$	72,710,015	\$	19,278,279	72%	\$	35,155,352
Fund 406: 4001, 4003, 4004 <b>2016 Revenue Bond Fund</b>	\$	350,600,000	\$	3,629,174	\$	154,692,327	\$	119,693,630	78%	\$	76,214,044
Fund 428 <b>2020 General Obligation Bonds</b>	\$	17,500,000	\$	184,407	\$	471,138	\$	4,110,538	26%	\$	12,918,324
Fund 427 <b>2014 General Obligation Bonds</b>	\$	277,500,000	\$	3,297,629	\$	156,948,032	\$	44,774,992	73%	\$	75,776,975
Funds 426 <b>2008 General Obligation Bonds</b>	\$	230,054,937	\$	939,369	\$	208,432,999	\$	433,843	91%	\$	21,188,094
Funds 425 <b>2005 General Obligation Bonds</b>	\$	74,919,257	\$	3,722	\$	73,814,029	\$	196,509	99%	\$	908,720
Fund 740: 7401-7408 <b>TMUA--Water Capital Fund</b>	\$	380,354,697	\$	1,549,461	\$	256,635,908	\$	52,341,911	81%	\$	71,376,878
Funds 750: 7501-7520 <b>TMUA-Sanitary Sewer Capital Funds</b>	\$	461,123,911	\$	2,443,116	\$	336,909,892	\$	70,108,297	88%	\$	54,105,722



**MINUTES**  
**Sales Tax Overview Committee Meeting**  
**November 24, 2020, 8:00 a.m.**  
**10 North, 175 E 2<sup>nd</sup> St. and GoTo Meeting**

The Sales Tax Overview Committee met for the regular monthly meeting at 8:00 a.m. on November 24, 2020.

**I. Call to Order**

Chair Ashley Webb called the meeting to order at 8:00 a.m.

The following members were present in person:

Pamela Amburgy	Karen O'Brien
Janae Bradford	Kathy Sebert
Jesse Guardiola	Ashley Webb
Linda Jenkins	
Steve King	

The following members were present virtually:

Marcia Bruno-Todd	Paul McTighe
Ellouise Cochrane	
Scott Grizzle	
Jonathan Hall	
Mareo Johnson	

The following members were absent:

David Blatt	Rhonda Hinrichs	Alex Gomez	Renee Plocek
Sylvia Powell	Daryl Tannehill	Steven Watts	

Also present:

Gary Hamer	Jarrood Moore
------------	---------------

**II. Approval of Minutes**

There was not a quorum of members present in person as required by State Statute. No votes were taken at this meeting.

**III. Chair's Report**

The Chair's Report to Council was given by Janae Bradford. She stated that the report went very well. She noted that Councilor Cue commented there was a meeting, at some point after the Council meeting, about the Route 66 Xperience and that there may be some forward motion on that project.

#### **IV. Financial Report**

The October collections were \$8.96M which is about 6.6 percent over budget. Current sales tax collections are about 5.8 percent ahead of budget for the year to date. Both the current budget and collections are below the previous year.

#### **V. Subcommittee Reports**

##### **A. Tulsa Vision Economic Development**

Mr. Jeff Stava gave a report on the Pedestrian Bridge. He reported that on September 22<sup>nd</sup> bids were opened. The result was, that after some of the bids were withdrawn, the estimated price of the project was \$5 to \$7 million over budget based on which contingencies were used in the comparison. They are working on ways to get the project back in budget by a combination of removing the add alternates from the project and fund raising in the private sector. Some contracts for demolition of the current bridge, site work, and infrastructure were awarded in October. The current estimate for completion is the final quarter of 2022. Mr. Josh Miller gave an update on the Peoria-Mohawk Business Park. He reported that the infrastructure portion was complete. Work on CIP work will be beginning, no date given. This will be things like an internal road in the park, adding water lines, and improvements to Mohawk Blvd. There is a new TIF (Tax Increment Financing) in that area. The money from the TIF will go to supporting housing efforts in neighborhoods surrounding the Peoria-Mohawk Business Park. Ashley Webb gave an overview of the remaining projects. He noted that a mover for the art at the Gilcrease Museum has been identified. They will move the exhibits to a facility that has been purchased off site. The facility will be sold once the Museum rebuild is complete and the exhibits returned to the new museum building. The storage facility will then be sold with the proceeds being returned to the Gilcrease project. There were no further comments or questions, and the report was accepted.

##### **B. Public Safety**

Ashley Webb gave an overview. He stated that there was no update from INCOG on the Route 66 Xperience. The Committee is requesting information from anyone connected with Route 66. It has been several months since they received an update. The roof of the Gilcrease house appears to be substantially complete. It is unknown at this time if the house will be available for events during the reconstruction of the Gilcrease Museum. There will be automatic doors installed at the Forensics Lab and the 911 Center. The PAC renovations is being referred to Legal for litigation. There were no further comments or questions, and the report was accepted.

##### **C. Parks**

Ashley Webb gave an overview. He reported that the work at Hill Park is listed as complete. The Committee is requesting a listing of the work done and the amount spent. The repairs for the vandalism at Zeigler Park will likely be done in the spring of 2021. The vandalism was result of the contractor removing the safety fence early. The contractor will make the repairs at their expense. There is large delay in receiving the shelter covers for Patrick and Plaza parks. This is due to shut downs and reduced staff at the manufacturer due to COVID-19. Reed Park swimming pool and water playground are out to bid, they are bidding together. Construction is slated to begin in March 2021. There were no further comments or questions and the report was accepted.

**D. Street and Stormwater / Water and Sewer**

Paul McTighe presented the overview. There was nothing of note in Stormwater. Water and Sewer reported that Woodycrest 3 has gone out for bids. The Committee will be kept informed of the progress of this project, but, there will be no in person reporting by this group. These groups are nearing the end of the project lists that are funded in sales tax. The project on Yale from 81<sup>st</sup> to 91<sup>st</sup> will be the largest project for Streets to date. The bids came in \$5 million over budget due to cost increases in materials. Funding has been identified to cover this overage. Work at the intersection at Yale and 101<sup>st</sup> St. is causing a great difficulty for those who must drive in that area. There were no further comments or questions and the report was accepted.

**VI. Unfinished Business**

**VII. New Business**

**A. Chair Report presenters for next month(s)**

	<u>Presenter</u>	<u>Backup</u>
Jan. 6	Rhonda Hinrichs	Ashley Webb

2/3, 3/3, 4/7, 5/5, 6/2, 7/14, 8/4, 9/1, 10/6, 11/3, 12/1

**B. Vote on 2021 Schedule**

There was not a quorum present in person. No vote was taken. The by-laws do not require a vote of the schedule. The current version of the schedule will be filed with the City Clerk prior to the December 15<sup>th</sup> deadline. The Committee will take action on this item at a future meeting.

**VIII. Adjournment**

The meeting was adjourned at 9:05 a.m.

Ashley Webb, Chair



Linda Jenkins, Vice Chair



Sales Tax Overview Committee

# STOC

SALES TAX OVERVIEW COMMITTEE

12-Month Attendance Record

Dec-20

Member	Expires	District	Jan-20	Feb-20	Mar-20	Apr-20	May-20	Jun-20	Jul-20	Aug-20	Sep-20	Oct-20	Nov-20	Dec-20	# Attended	# Possible	Comments
Hinrichs, Rhonda	Dec-22	1	A	P	C	C	A	P	P	P	P	A	A	A	5 of 12		
Jenkins, Linda (Vice-Chair)	Dec-20	1	P	P	C	C	P	P	P	P	P	P	P	A	9 of 12		
McTighe Jr., Paul	Dec-22	2	P	P	C	C	P	P	P	P	P	P	P	P	10 of 12		
Powell, Sylvia	Dec-20	2	P	A	C	C	A	A	A	A	P	P	A	A	3 of 12		D.Oxford Mar-Jul
O'Brien, Karen (Secretary)	Dec-22	3	A	P	C	C	P	P	P	P	P	A	P	P	8 of 12		
Plocek, Renee	Dec-20	3	P	A	C	C	A	A	P	A	A	A	A	A	2 of 12		
Blatt, David	Dec-22	4	P	P	C	C	P	P	A	P	P	P	A	A	7 of 12		
Webb, Ashley (Chair )	Dec-20	4	P	P	C	C	P	P	P	P	P	P	P	P	10 of 12		
Sebert, Kathy	Dec-22	5	P	P	C	C	P	P	P	P	P	P	P	A	9 of 12		
Tannehill, Daryl	Dec-20	5	P	P	C	C	A	A	P	A	P	A	A	A	4 of 12		
Guardiola, Jesse	Dec-22	6	P	A	C	C	P	P	NM	P	P	OT	P	P	7 of 11		
Gomez, Alex	Dec-20	6	A	A	C	C	A	A	A	A	A	A	A	A	0 of 12		
Cochrane, Ellouise	Dec-22	7	P	OT	C	C	P	P	P	A	P	A	P	P	7 of 12		
Bradford, Janae	Dec-20	7	P	P	C	C	P	A	A	P	P	P	P	P	8 of 12		
Hall, Jonathan	Dec-22	8	P	P	C	C	P	P	P	P	P	P	P	P	10 of 12		
King, Steve	Dec-24	8	P	OT	C	C	P	A	NM	P	P	P	P	P	7 of 11		
Grizzle, Scott	Dec-22	9	P	P	C	C	P	P	A	P	P	P	P	A	8 of 12		
Watts, Steven	Dec-20	9	P	P	C	C	P	A	P	P	A	P	A	A	6 of 12		
Amburgy, Pamela	Dec-22	M	P	P	C	C	P	P	P	P	P	P	P	A	9 of 12		
Burno-Todd, Marcia	Dec-20	M	A	A	C	C	A	A	A	P	P	P	P	A	4 of 12		K.Hughart Jan -Jul
Johnson, Mareo	Dec-22	M	P	P	C	C	P	P	P	P	P	P	P	A	9 of 12		
<b>Members Present</b>			<b>17</b>	<b>14</b>	<b>0</b>	<b>0</b>	<b>15</b>	<b>13</b>	<b>13</b>	<b>16</b>	<b>18</b>	<b>14</b>	<b>14</b>	<b>8</b>			

A = ABSENT  
P = PRESENT  
NM = NO MEMBER APPOINTED  
OC = OUT OF COUNTRY  
OT = OUT OF TOWN on Business

C = NO MEETINGS HELD DUE TO COVID 19

Prepared by City of Tulsa  
Department of Finance  
Budget & Planning Division  
Capital Planning Section

# Tulsa Economic Development Project

**Attendees:**

Linda Jenkins  
Paul McTighe  
Ellouise Cochrane  
Steve King  
Kathy Sebert  
Pamela Amburgy  
Mareo Johnson  
Karen O'Brien



**Vision Tulsa STOC 01.21.2021**

Project No.	Project Name	Page No.
1 170000	Zink Lake	2
2 170000 / 147200	New Pedestrian Bridge	3
3 170020	New Trail East Bank Cousins	4
4 170025	23rd & Jackson Redevelopment	5
5 170030	Gilcrease Museum Expansion	6
6 170035	Cox Business Center Renovation	7
7 170040	Tulsa Fairgrounds	8-9
8 170045.2	Airport Infrastructure - AFP3	10
9 170045.4	Airport Infrastructure - AA (American Airlines)	11-12
10 170050	Tulsa Zoo Elephant Exhibit	13
11 170055	Langston Healthcare	14
12 170060	BMX National Headquarters	15
13 170065	South Mingo Corridor	16
14 170070	Public Schools Safety First Initiative	17-18
15 170080	Citywide: Commercial Revitalization & Beautification	19
16 170080	Citywide: Route 66	20-21
17 170085	Peoria - Mohawk Business Park	22
18 170100	Air National Guard MTC	23
19 170125	McCullough Park	24
20 170130	Mohawk Sports Complex	25
21 170135	GO Plan Bike Ped Master Plan	26-27
22 170140	Route 66 Train Depot	28
23 170145	Tulsa Arts Commission	29-30
24 170155	PAC Master Plan	31

**Projects to be added**

170005	South Tulsa Jenks Dam	
170010	Turkey Mountain Urban Wilderness	
170015	Levee District 12 Rehabilitation	

**Completed projects**

		Compleat. Date
170035	Cox Arena District RFP	Jan-19
170045.1	Airport Infrastructure - AA Tail Slots	Jan-19
170095	Community Health East Clinic Ribbon cutting: 10.29.20, 10:00am	Apr-20
170110	North Peoria Connection, 56th Street to Mohawk	Mar-20
170115	TCC Career Placement	Aug-19

## EXHIBIT "F"



### CITY OF TULSA

#### Sales Tax Overview Committee (STOC) Report

---

**Date:** 01.20.21

**From:** City of Tulsa

**Contracting Party Representative:** Mary Kell (Brooke Caviness, COT)

**Project Name and No:** Zink Dam Modifications, Project No. 170000

---

#### Project Funding:

Vision Tulsa Funding No. 170000.ArchEngr.4001-40013122-541101

Total Funding: \$54,673,411.53

Available Funding: \$54,673,411.53 Funded

Total Expenditures:

    Contracted: \$47,011,196.99

    Spent to date: \$10,767,361.18

#### Status of any additional funding sources necessary for completion

- \$8,400,000.00 stormwater enterprise funding BA approved by Council 07.29.2020

#### Project Updates:

##### Status of Design and Construction

---

- Design Fees: CH2M Hill \$7,935,865.50
- Design Fees: HISINC, LLC \$140,832.00
- Crossland Construction Company: \$38,934,499.49
- Construction time frame is 850 days. Start 10.19.20
- Obermeyer Gate Purchase Order: \$7,249,000.00 **Signed by Mayor 01.21.21**
- 404 permit approved. Operations Agreement approved by RPA 10.19.20.
- Construction **14.8%** complete



## EXHIBIT "F"



### CITY OF TULSA

#### Sales Tax Overview Committee (STOC) Report

---

**Date:** 01.20.21

**From:** City of Tulsa

**Contracting Party Representative:** Mary Kell (Jeff Stava, RPA/TGP and Brooke Caviness, COT)

**Project Name and No:** Arkansas River Pedestrian Bridge, Project No. 147200

---

#### Project Funding:

Vision Tulsa Funding No.	<u>170000.ArchEngr.4001-40013122-541101</u>
Tulsa Sales Tax Funding No.	<u>147200.Bridges.5453103.4058200-541107</u>
Tulsa Sales Tax Funding No.	<u>144104.Streets.5453101.6011-4043122-541106</u>
Tulsa Sales Tax Funding No.	<u>144104.Streets.5453104.6014-4053122-541106</u>
Total Vision Funding:	<u>\$15,000,000.00</u>
Total Sales Tax Funding:	<u>\$9,400,000.00</u>
Available Funding:	<u>\$24,400,000.00 Funded</u>
Total Expenditures:	
Contracted:	<u>\$22,579,092.00</u>
Spent to date:	<u>\$2,700,728.12</u>

Status of any additional funding sources necessary for completion

- No additional funding needs currently projected

#### Project Updates:

Status of Design and Construction Activities

- Design Engineer: Schlaich Bergermann Partner (SBP)
- Design/Landscape Architect: Michael Van Valkenburgh Associates, Inc. (MVVA)
- Design and add alternate options for bridge enhancements included: stainless steel handrails, benches, westbank landscape and aesthetic lighting
- Bids opened 09.22.2020
- TGP Board met on 10.23.20 to review and approve \$22,579,092 (packages approved include demo/piers/steel arches/deck/electric/general conditions, insurance, contingency and CM fee) included in GMP #1 with Crossland
- 2 bidders withdrew their bids after bid opening, adding approx \$1.3m in costs, making the new total cost \$33m (including \$2.4m contingency and \$1.4m add alternates)
- Finalized value engineering (VE) and cost cutting opportunities working with Mayor's Office to finalize list and are finalizing fundraising plan
- Bridge will begin and end in current ped bridge termination locations
- Project was included in TIGER grant scope (although no federal funds are applied to the project)
- Design team continues to answer questions for FHWA (Federal Highway Admin) for TIGER grant requirements
- Bridge construction will be coordinated with Zink Dam work, scheduled to begin **winter** 2020-1 through 2022 (weather and river flow dependent)
- **404 permit -- USACE has 404/Nationwide permit ready, they are finalizing coffer dam 408 permit, expect to receive both permits week of 01.18.2021**

**EXHIBIT "F"**



**CITY OF TULSA**

**Sales Tax Overview Committee (STOC) Report**

---

<b>Date:</b>	<u>01.20.2021</u>
<b>From:</b>	<u>City of Tulsa</u>
<b>Contracting Party</b>	
<b>Representative:</b>	<u>Mary Kell (Glen Sams, COT)</u>
<b>Project Name and No:</b>	<u>New Trail East Bank 101st to Cousins Park, Project No. 170020</u> <u>a.k.a. River Parks Trail 101st to 121st</u>

---

**Project Funding:**

Vision Tulsa Funding No.	<u>170020.ArchEngr.4000-40003122-541101</u>
Total Funding:	<u>\$4,000,000.00</u>
Available Funding:	<u>\$600,000.00 Funded</u>
Total Expenditures	
Contracted:	<u>\$68,474.00</u>
Spent to date:	<u>\$68,454.68</u>

Status of any additional funding sources necessary for completion

- 
- Applied for a TAP (Transportation Alternative Program) grant through INCOG to fund design and construction of section from Vensel Creek to Creek Turnpike - 11.20.2020
  - **Award by 01.31.21 contingent upon open meeting act with INCOG board**

**Project Updates:**

Status of Design and Construction

- 
- Design Consultant: LandPlan Consultants, Inc. (LPCI)
  - Conceptual Design Fees: \$68,474
  - Construction expected to happen through multiple phases
  - Will design trail enough to develop a real cost then apply for TAP funds again
  - TAP grants have 2 categories: small is \$400,000, Large is \$ 1 Million
  - Consultant submitted final deliverables on 02.16.18
  - Conceptual Cost Estimate for the trail is \$6,470,000 (includes construction cost , design fees soils testing, Inspection, permitting and utility relocations)
  - Total cost is expected to be \$17,000,000 if the trail aquisition cost is added (\$10,530,000)
  - This excludes the aquisition cost of the dam site parcel.

## EXHIBIT "F"



### CITY OF TULSA Sales Tax Overview Committee (STOC) Report

---

**Date:** 01.20.2021

**From:** City of Tulsa

**Contracting Party Representative:** Mary Kell (Marsha Hinds, COT)

**Project Name and No:** 23rd & Jackson Redevelopment Site - Relocation Study  
Design and Acquisition, Project No. 170025

---

**Project Funding:**

Vision Tulsa Funding No. 170025.ArchEngr.4000-40003122-541101

Total Funding: \$1,000,000.00

Available Funding: \$500,000.00 Funded

Total Expenditures:

Contracted: \$403,652.06

Spent to date: \$352,981.50

Status of any additional funding sources necessary for completion

---

- No additional funds are expected to be needed

**Project Updates:**

Status of Design and Construction

---

- Design Consultant: Cyntergy
- Scope includes: planning, design work and partial acquisition costs to relocate Public Works, update master plan site at Harvard and Mohawk, appraise and acquire operation yard location
- Draft Final report being reviewed by Administration, February 2020
- Feasibility study for 23rd & Jackson redevelopment site to be done
- Acquisition of 2 parcels - Tulsa County Yard on North Harvard - \$320K (Vision funding), 56th & Garnett - \$1.46M (water enterprise funds) - Closing for both properties held 08.13.2020
- Reviewing North Harvard site for usage, proposed site layout has been submitted
- **County has vacated North Harvard site as of 12.31.20. Environmental work was not fully completed. County to review and complete.**

EXHIBIT "F"



CITY OF TULSA

Sales Tax Overview Committee (STOC) Report

---

**Date:** 01.20.2021

**From:** City of Tulsa

**Contracting Party Representative:** Mary Kell (Susan Neal, Gilcrease)

**Project Name and No.:** Gilcrease Museum Expansion, Project No. 170030

---

**Project Funding:**

Vision Tulsa Funding No. 170030.ArchEngr.4001-40013122.541101

Total Funding: \$83,600,000.00

Available Funding: \$65,000,000.00 Funded

Total Expenditures

    Contracted: \$52,850,765.57

    Spent to date: \$3,750,975.52

---

Status of any additional funding sources necessary for completion

---

- Private fundraising to occur - \$10 million raised to date for construction and design

**Project Updates:**

Status of Design and Construction

---

- Gallagher & Associates (G&A) - Owner's Representative (TU and City of Tulsa) and exhibit design
- G&A agreement (\$4,765,000.00)
- SmithGroup & 1 Architecture - architects, agreement through Schematic Design (**\$2,920,833.28**)
- Enercon agreement for environmental (\$106,860.00)
- Flintco CM agreement (**\$45,022,072.29**)
- Next National Board meeting **02.24.2021**
- Off-site art storage facility - **closed 01.06.2021**
- Next Task Force meeting scheduled **02.11.2021**
- **Weekly progress meetings held Thursdays**
- Final scoping with Crozier (art mover) in process
- Neighborhood Zoom call held 12.10.2020
- **01.26.2021 BOA hearing - Special Exception to allow Museum, height variance**

**EXHIBIT "F"**



**CITY OF TULSA**  
Sales Tax Overview Committee (STOC) Report

---

**Date:** 01.20.21

**From:** City of Tulsa

**Contracting Party Representative:** Mary Kell

**Project Name and No:** Cox Business Center, Project No. 170035

---

**Project Funding:**

Vision Tulsa Funding No. 170035.ArchEngr.4001-40013122.541101

Total Funding: \$55,000,000 (\$500,000 of this for Master Plan RFP)

Available Funding: \$55,000,000 Funding

Total Expenditures

    Contracted: \$54,823,090.68

    Spent to date: **\$54,677,439.50**

---

Status of any additional funding sources necessary for completion

- No additional funds are expected to be needed
- 

**Project Updates:**

Status of Design and Construction

---

- Design Consultant: Matrix Architects, Engineers and Planners Inc., Design Fees \$2,747,189.88
- Construction Manager: TVB (Tulsa Vision Builders), CMAR - Construction Manager at Risk
- Construction July 2018 - 06.30.2020 substantial completion. Buidling operational.
- Public art Artist Andy Tirado - **installation April 2021**
- Instagram for Artist - artirado1
- **Closeouts in process**
- **Concrete cracking issues - repairs late Spring 2021**

**EXHIBIT "F"**



**CITY OF TULSA**

**Sales Tax Overview Committee (STOC) Report**

---

**Date:** 01.20.2021

**From:** TCPFA

**Contracting Party**

**Representative:** Mary Kell (Amanda Blair, EXPO Square)

**Project Name and No:** Tulsa Fairgrounds, Project No. 170040

---

**Project Funding:**

Vision Tulsa Funding No. 170040.ArchEngr.4001-400013122-541101

Total Funding: \$30,000,000.00

Available Funding: \$30,000,000.00 Funded

Total Expenditures

    Contracted: \$30,000,000.00

    Spent to date: \$28,476,454.28

---

Status of any additional funding sources necessary for completion

---

- TCPFA has secured additional funds for Golden Driller Plaza

**Project Updates:**

Status of Design and Construction

---

- Design Consultant: GH2 Architects \$1,841,914.17 fees
- Construction Manager: Crossland Construction Company, Inc.
- Projects complete - \$28.5 m
- **Golden Driller Plaza:** Project on hold due to COVID-19, March 2020 - October 2020  
**Re-bids due 01.21.2021, tentative construction 02.08.2021 to 09.06.2021**



**CITY OF TULSA**  
Sales Tax Overview Committee (STOC) Report

**Date:** 10.16.18  
**From:** TCPFA  
**Contracting Party Representative:** Mary Kell (Amanda Blair, EXPO Square)  
**Project Name and No:** Tulsa Fairgrounds, Project No. 170040

**Projects List: Updated 10.09.18**



**VISION RENEWAL** (updated 10.09.18)  
**PROJECT SUMMARY INFORMATION**

Project Descriptions	Forecasted Cost
<b>Construct Additional Barn &amp; Event Plaza (Under Construction)</b> <ul style="list-style-type: none"> <li>Add additional Barn; will include roof structure, walls, steel frames and overhead door installation; fire suppression system.</li> <li>Plaza entrance gate between barn and Central Park Hall.</li> </ul>	
<b>Pavilion Exterior Update (Complete)</b> <ul style="list-style-type: none"> <li>New exterior lighting</li> <li>Updated landscape</li> <li>Roadway resurfacing</li> <li>Redesigned pedestrian traffic pattern</li> </ul>	\$ 19.6 Million
<b>Construct New Gate Entrances for Exterior Perimeter and Interior Wayfinding Signage (95% Complete)</b> <ul style="list-style-type: none"> <li>Construct masonry identification sign; install electric and light poles; re-asphalt and create sidewalk.</li> <li>2 Main (High Volume) Gates include LED Information Signs.</li> <li>Add Gate 3 LED Information Signs (approx. \$32,500); not complete.</li> </ul>	
<b>Construct Permanent Outdoor Stage (Complete)</b> <ul style="list-style-type: none"> <li>Construct roof and steel structure; install electric power and lighting between Pavilion and Exchange Center.</li> </ul>	\$ 4.1 Million
<b>Pavilion Roof Replacement</b>	\$ 450,000
<b>Improve Golden Driller Entrance and Lobby</b> <ul style="list-style-type: none"> <li>Construct new front entrance to Expo Center to accommodate bus loading and unloading; install covered walkways.</li> </ul>	\$ 1.5 Million
<b>Old Driller Stadium and Health Department Demolition and Grade Work</b>	\$ 600,000
<b>Architecture Fees</b>	\$ 1.85 Million
<b>TCPFA Expenses</b>	\$ 226,000
<b>Change Orders and Unidentified Costs for above Projects</b>	\$ 1.674 Million
<b>Project Totals:</b>	<b>\$ 30 Million</b>

## EXHIBIT "F"



### CITY OF TULSA

#### Sales Tax Overview Committee (STOC) Report

---

**Date:** 01.20.2021

**From:** City of Tulsa

**Contracting Party Representative:** Mary Kell (Max Wells, COT)

**Project Name and No:** Airport Infrastructure - Air Force Plant Three (AFP3)  
Electrical Upgrades, Project No. 170045.2

---

#### Project Funding:

Vision Tulsa Funding No. 170045.ArchEngr.4001-40013122-541101

Total Funding: \$27,300,000.00

Available Funding: \$9,000,000.00 Funded

---

Total Expenditures:

Contracted: \$1,865,260.21 (\$288,612.85 + \$1,576,647.36)

Spent to date: \$1,324,474.16

---

Status of any additional funding sources necessary for completion

- No additional funding needs projected

#### Project Updates:

Status of Design and Construction

- Cynergy is engineer
- Scope includes prioritized electrical upgrades for Navistar and Spirit
- Spirit and Navistar have \$22+ million in total needs
- Project has been split into 2 parts - Navistar (\$4M) and Spirit (\$5M)

#### • Navistar

Contract executed with S.E. Tulsa Construction, Inc. 08.12.19 (\$1,576,647.36)

Pre-construction meeting held 08.28.19. Authorization to proceed postponed until March 2020 due to long lead time for electrical equipment manufacturing. Contractor has prepared submittals.

2nd Pre-Construction Conference held 03.24.2020, Auth. to proceed 06.01.2020

Work was delayed until solution on protocols was reached due to COVID-19

Construction began on 09.29.2020 with social distancing protocols in place

**Work ongoing with equipment installation, construction is 75% overall**

#### • Spirit

Spirit has decided to do electrical portion of work with separate Spirit funding

Phase 1 paving projects (Areas 1 - 4) completed 04.30.2020 \$2,407,759.00

Phase 2 : Completed mill and patch and overlay on Area 5 - 07.30.2020.

Area 6A & 6B completed 09.30.2020

Area 9 Completed 12.31.2020

**Request from Spirit to substitute file line valves in lieu of paving areas**

**7 and 8. Amendment in process to change scope before work**

**approved to start**



## EXHIBIT "F"



### CITY OF TULSA

#### Sales Tax Overview Committee (STOC) Report

---

**Date:** 01.20.2021

**From:** City of Tulsa

**Contracting Party Representative:** Mary Kell

**Project Name and No:** Airport Infrastructure - AA (American Airlines)  
Project No. 170045.4

---

#### Project Funding:

Vision Tulsa Funding No. 170045.ArchEngr.4001-40013122-541101

Total Funding: \$27,300,000.00 (includes all airport projects)

Available Funding: \$14,500,000.00 Funded

Total Expenditures:

    Contracted: \$12,250,000.00

    Spent to date: \$0.00

---

Status of any additional funding sources necessary for completion

- No additional funding needs projected

#### Project Updates:

Status of Design and Construction

---

- Basewide reinvestment projects determined - \$14,500,000 total (includes tail slot project).
- 11.04.2020 AA presented to City Council bond plan.
- TMAP bond sale not to exceed \$175 million
- Agreement with list of projects signed by Mayor 12.02.2020
- List of projects on following page

## EXHIBIT A – SELECTED IMPROVEMENTS

### Hangar 80 RE-skin

#### Estimated Cost: \$1.5M

Hangar 80 skin is past its planned useful life. American Airlines (AA) will remove all the through wall penetrations, replace the skin of the hangar, and reattach the equipment. AA will also inspect the fire foam generators and make any necessary repairs. AA will protect the wall vents from bird and insect infiltration.

### American Airlines Engine Repair and Overhaul (AAERO) Auxiliary Power Unit (APU)

#### Estimated Cost: \$2.17M

AA will procure and install new test equipment in the no longer used MD80 test facility to allow for the APU's to be tested there after they have been repaired and inspected. The new test cells will allow for the testing of APU's that AA was not able to test previously.

### Master plan

#### Estimated Cost: \$0.575M

Evaluate and plan the overall highest and best use of all buildings and open spaces at AA's maintenance base, including:

1. Evaluate the proposed location of Hangar 7 and Base Support Facility (BSF).
2. Evaluate and provide options for the potential layout to repurpose hangars 1-4.
3. Evaluate and propose alternate designs for parking and entry points of traffic flow, truck traffic and entrances, and pedestrian access; evaluate and propose alternate designs for the location of the main entrance to the base south guard house and the main guard house.
4. Plan out the industrial wastewater treatment plant (IWTP) project and provide the best location and size for the new building; recommend paving area and berm location, and the removal of outdated buildings.
5. Evaluate the condition of base utilities and make recommendation as to what needs to be replaced in electrical, storm water, sewer, and fire protection utilities.

### Plating Shop Roof and Make-Up Air Units (MAU)

#### Estimated Cost: \$2.4M

Plating Shop is in need of roof replacement. AA will replace decking, flashing, and MAU's curbs. AA will coordinate the phasing of how to keep the shop open with the replacement of the roof. AA will replace MAU's that are associated with the shop.

### Central Utility Plant (CUP) Cooling Tower and Design & Hangar 6 Cooling Tower Construction

#### Estimated Cost: \$5.6M

Design and replace the Hangar 6 CUP Cooling Tower with a similar configuration to what exists today, including the replacement of cooling towers, condenser water pumps, chillers, primary chilled water pumps, secondary chilled water pumps, boilers, deaerators, boiler feed water pumps, steam condensate return pumps, fuel oil pumps, controls, miscellaneous valves and accessories, switchgear and generators.

## EXHIBIT "F"



### CITY OF TULSA Sales Tax Overview Committee (STOC) Report

---

**Date:** 01.20.2021

**From:** City of Tulsa

**Contracting Party Representative:** Mary Kell (Gary Schellhorn, COT)

**Project Name and No:** Tulsa Zoo Elephant Exhibit, Project No. 170050

---

**Project Funding:**

Vision Tulsa Funding No. 170050.Buildings.4003-40033122-541104

Total Funding: \$25,000,000.00

Available Funding: \$20,000,000.00 Funded

Total Expenditures:

    Contracted: \$1,545,846.12 (\$1,515,846.12 Design + \$30,000 CM)

    Spent to date: \$316,328.19 Design

---

Status of any additional funding sources necessary for completion

---

- No additional funds are expected to be needed

#### **Project Updates:**

Status of Design and Construction

---

- Design Consultant: SelserSchaefer Architects, Design Fees: \$1,515,846.12
- CM (Construction Manager) selection: Nabholz Construction
- Design Kick-Off Meeting was held 04.27.2020
- Programming and Schematic Design completed.
- 25% Design Documents submitted 07.20.2020
- Consultant is preparing 65% Design Documents - **due 02.14.2021**

## EXHIBIT "F"



### CITY OF TULSA Sales Tax Overview Committee (STOC) Report

---

**Date:** 01.20.2021

**From:** OSU - LRFP (Long Range Facilities Planning)

**Contracting Party Representative:** Mary Kell (Mike Buchert, OSU - LRFP)

**Project Name and No:** Langston Healthcare Professions Complex, Project No. 170055

---

#### Project Funding:

Vision Tulsa Funding No. 170055.ArchEngr.4001-40013122-541101

Total Funding: \$16,250,000.00

Available Funding: \$16,250,000.00 Funded

Total Expenditures

    Contracted: \$16,250,000.00

    Spent to date: \$3,953,491.83

Status of any additional funding sources necessary for completion

---

- No additional funds are expected to be needed

#### Project Updates:

Status of Design and Construction

---

- OSU LRFP (Long Range Facilities Planning) providing project oversight
- Design Fees: Beck \$870,150.00
- Construction Manager: Flintco pre-con - \$75,310.00; OSU LRFP - \$276,000.00
- No asbestos found in existing building
- OAC (Owner Architect Contractor) calls set up every 2 weeks started 06.05.2020
- Construction: June 2020 to November 2021
- STOC tour 07.08.2020, viewed artifacts and bricks found on site
- Jobsite camera: <http://ibeamsystems.com/camera/langstonuniversityproject>
- Remodel of existing facility complete and in use.
- Gradebeams 100%, Site Grading **90%**, Sanitary Sewer **90%**, Storm Sewer **95%**
- Overall construction **37%** complete
- **Structural Steel is roughly 90% complete**
- **Masonry walls at the hardened area roughly 95% complete.**
- **The debriefing room concrete deck has been poured.**
- **Metal stud framing began in December**
- **Demolition of the existing wood columns began in order to start the tie-in work.**

## EXHIBIT "F"



### CITY OF TULSA

#### Sales Tax Overview Committee (STOC) Report

---

**Date:** 01.20.2021

**From:** City of Tulsa

**Contracting Party**

**Representative:** Mary Kell

**Project Name and No:** BMX National Headquarters, Project No. 170060

---

#### Project Funding:

Vision Tulsa Funding No. 170060.ArchEngr.4001-40013122-541101

Total Funding: \$23,000,000.00

Available Funding: \$ 23,000,000.00 Funding

Total Expenditures

    Contracted: \$22,777,606.41

    Spent to date: \$7,546,448.39

Status of any additional funding sources necessary for completion

---

- EDA Grant funding has been applied for, did not receive (\$1.2 M) as determined 06.11.19
- TPA (Tulsa Parking Authority) approved funding for parking lot - \$2.0 M on 08.22.19  
Budget Amendment for \$2.0M to Council 02.26.2020, Mayor signed 03.09.2020
- BMX received additional funding sponsorships - \$1.5 M
- Brown Ordinance for \$3.6M approved at 05.08.19 CC meeting
- EDIF funding for \$900,000.00, approved at 06.19.19 City Council and by Mayor 07.22.19

#### Project Updates:

Status of Design and Construction

---

- Todd Architecture Group (previously Fritz Baily) is architect, Nabholz is CM
- Brownfield cleanup with funding from other sources: January 2017 to January 2020.
- Platting ongoing - multiple easement closings. Quiet Title filed with courthouse 08.04.2020
- Groundbreaking held 11.15.19, Demo of Fintube building 11.25.19 - 01.16.2020
- Updated lease executed 10.30.19 to reflect additional funding sources and obligations
- Artist coordination ongoing
- Construction: June 2020 to December 2021
- Jobsite camera registration: <https://oxblue.com/invite/f492d4/bmx-headquarters>;  
once registered, go to: [app.oxblue.com](https://app.oxblue.com)
- Arena steel **roof framing started 01.04.2021**
- Feasibility study draft / RFP for south half of site by in process
- Overall construction: **30%**

EXHIBIT "F"



CITY OF TULSA

Sales Tax Overview Committee (STOC) Report

---

**Date:** 01.20.2021

**From:** City of Tulsa

**Contracting Party**

**Representative:** Mary Kell (Patty Parks, COT)

**Project Name and No:** South Mingo Corridor, Project No. 170065

---

**Project Funding:**

Vision Tulsa Funding No. 170065.ArchEngr.4001-4000131122-541101

Total Funding: \$15,000,000.00

Available Funding: \$ 15,000,000.00 Funded

Total Expenditures

    Contracted: \$8,889,408.20(\$ 295,180.17 + \$7,430,588.70 + \$742,156.00 + \$514,003.00)

    Spent to date: \$5,898,675.32

---

Status of any additional funding sources necessary for completion

- No additional funds are expected to be needed
- Right of Way Spent to Date: \$182,880.17

**Project Updates:**

Status of Design and Construction

---

- Current funding includes design fees for 3 phases of work, and construction for 1st phase
- **First Phase** Design Consultant: Benham Design, LLC - 71st to 81st on Mingo
  - Bids - \$7,430,588.70 - awarded Roadway option 1 (concrete)
  - Construction started 08.13.19, construction **78%** complete
  - Work started at South end of project near 81st and Mingo. Two lanes, one in each direction will be maintained throughout project.
  - South bound lanes are paved, project to be completed **March 2021**
  - **Contractor to complete new pavement on northbound lanes Jan 2021**
- **Second phase** - 91st from Mingo to Memorial - Garver is consultant, contract \$813,975.00
  - Contract includes 3-4 mile MMLOS (multimodal study) - Sheridan to Garnett on 91st Street
  - \$10.7 in construction funding approved as part of Improve Our Tulsa 2019
  - Conceptual design report received 07.02.2020. The roadway recommendation is 5 lanes with bike lanes and sidewalks with alignment of the roadway to be along the section line. Estimate cost to construct the roadway is 8.3 million.
  - MMLOS report received 07.24.2020: Recommendations made for Design Segment Geometric, Transit, Bicycle & Pedestrian, Access & Mobility, Safety and Lighting.
  - Preliminary design plans submitted **December 2020**.
- **Third phase** - 81st to 91st on Mingo - Poe is consultant
  - Current funding only includes design, 60% plans submitted March 2020
  - Proposed design will include a 5-lane section with 8-inch barrier curb.
  - Lane dimensions: (14', 12', 13', 12', 14') 5-ft ADA sidewalks on both sides
  - Traffic signal modifications at 81st St and 91st Street intersections.
  - New drainage system to replace existing ditches.
  - Estimated Construction cost: \$9,000,000.00. Does not include ROW or Utilities.
  - Four parcels needed. One will involve Meadowbrook Golf Course.
  - ROW evaluation of Meadowbrook Golf Course completed with past report from February 2006
  - Contract fulfilled at 60% plans. Contract end 09.01.2020.
  - **Construction funding in 2026 (earliest). Design will be completed at a later date.**

EXHIBIT "F"



CITY OF TULSA

Sales Tax Overview Committee (STOC) Report

---

<b>Date:</b>	<u>01.20.2021</u>
<b>From:</b>	<u>City of Tulsa</u>
<b>Contracting Party Representative:</b>	<u>Mary Kell (Brent Stout, COT)</u>
<b>Project Name and No:</b>	<u>Public Schools Safety First Initiative, Project No. 170070</u>

---

**Project Funding:**

Vision Tulsa Funding No.	<u>170070.ArchEngr.4001-40013122-541101</u>
Total Funding:	<u>\$14,500,000.00</u>
Available Funding:	<u>\$ 14,500,000.00 Funded</u>
Total Expenditures	
Contracted:	<u>\$2,512,000.00</u> Design
Spent to date:	<u>\$2,334,393.79</u>
Contracted:	<u>\$5,522,542.84</u> Construction
Spent to date:	<u>\$3,773,617.74</u>

Status of any additional funding sources necessary for completion

- No additional funds are expected to be needed

**Project Updates:**

Status of Design and Construction

- Design Consultant: Lee Engineering, LLC, design fees \$442,000; Amendment 1 - \$620,000; Amendment 2 - \$500,000; Amendment 3 - \$950,000
- **Bid package 1:** Punch list completed 09.04.2020. Field Engineering to issue final payment and invoke warranty and bond period.
- **Bid package 2:** Construction has been completed at all Priority 1 and Priority 2 Schools. Final inspection was held 10.08.2020. Contractor has completed all punch list items. Field Engineering to issue final payment and invoke warranty and bond period, **January 2021**
- **Bid Package 3:** Lighting installation complete for Priority 1 and 2 schools. TPS is working on agreement with MTTA for advertising and maintenance of shelters. City and MTTA are reviewing proposal agreement.
- **Bid Package 4:** Mylar plans submitted 10.19.2020, bidding to follow. **Sub-consultant is providing additional survey for areas needing easements. Consultant will work with CoT ROW group to acquire those easements.** Construction anticipated to begin **Summer 2021**.

Vision Tulsa Project No 170070  
 Public Schools Safety First Initiative Priority Schools List  
 Updated 01.22.2020

Priority 1 Schools	Priority 2 Schools	Priority 3 Schools	Priority 4 Schools	Priority 5 Schools
ACADEMY CENTRAL	ANDERSON	TRAICE	CARNEGIE	COLLEGE BOUND
JOHN HOPE FRANKLIN	CARVER	BURROUGHS	CENTRAL JR & HIGH	TULSA MET
CELIA CLINTON	COOPER	WAYMAN TISDALE FINE ARTS ACADEMY	DISNEY	PEARY
UNITY LEARNING ACADEMY	DUAL LANGUAGE ACADEMY	DOLORES HUERTA	EDISON PREP	PHOENIX RISING
JONES (CLOSING 6/19)	EAST CENTRAL HIGH	EAST CENTRAL JR HIGH	ELIOT	PROJECT ACCEPT
LEWIS & CLARK	EISENHOWER & GRIMES (GRIMES CLOSING 6/19)	EMERSON	GRISSOM	STREET SCHOOL
LINDBERGH	GILCREASE	EUGENE FIELD	HOOVER	TSAS/TFA
MARK TWAIN (CLOSING 6/19)	KERR	HALE HIGH	KENDALL-WHITTIER	LEGACY UPPER
CLINTON WEST	MCCLURE	HALE JR HIGH	KEY	LEGACY PRIMARY
ROBERTSON	ECDC REED	HAMILTON	KIPP	<b>TPS PRIORITY 5</b>
SKELLY & SKELLY PRIMARY	THOREAU DEMONSTRATION	HAWTHORNE	MCKINLEY	
<b>TPS PRIORITY 1</b>	ALCOTT	LANIER	MEMORIAL HIGH	
JENKS EAST ELEMENTARY	WEBSTER MIDDLE/HIGH SCHOOL	COUNCIL OAK (LEE)	MEMORIAL JR HIGH	
JENKS EAST INTERMEDIATE	SPRINGDALE	MACARTHUR	MITCHELL	
JENKS SOUTHEAST ELEMENTARY	BELL & BELL PRIMARY	MARSHALL	MONROE DEMONSTRATION	
JENKS WEST ELEMENTARY	<b>TPS PRIORITY 2</b>	MAYO/WILSON	OWEN	
JENKS MIDDLE SCHOOL	BOEVERS ELEMENTARY	MCLAIN HIGH	BOOKER I WASHINGTON	
<b>JENKS PRIORITY 1</b>	DARNABY ELEMENTARY	PATRICK HENRY	<b>TPS PRIORITY 4</b>	
CEDAR RIDGE ELEMENTARY	JARMAN ELEMENTARY	ROGERS JR & HIGH		
CLARK ELEMENTARY	ROSA PARKS ELEMENTARY	SALK		
GROVE ELEMENTARY	UNION FRESHMAN ACADEMY	SEQUOYAH		
JEFFERSON ELEMENTARY	<b>UNION PRIORITY 2</b>	WHITMAN		
UNION 6TH/7TH GRADE CENTER		WRIGHT (CLOSING 6/19)		
UNION HIGH SCHOOL		ZARROW INT'L		
OCHOA ELEMENTARY		<b>TPS PRIORITY 3</b>		
<b>UNION PRIORITY 1</b>				



## EXHIBIT "F"



### CITY OF TULSA

#### Sales Tax Overview Committee (STOC) Report

---

**Date:** 01.20.2021

**From:** [City of Tulsa](#)

**Contracting Party Representative:** [Mary Kell \(Spencer Mitchell, COT\)](#)

**Project Name and No:** [Citywide and Route 66 Beautification & Reinvestment, Project 170080 - Commercial Revitalization & Beautification](#)

---

#### Project Funding:

Vision Tulsa Funding No. [170080.EngrArch.4000-40003122-541101](#)

Total Funding: [\\$11,000,000.00](#)

Available Funding: [\\$3,600,000 Funded](#)

Total Expenditures:

    Contracted: [\\$225,000.00 \(\\$125,000.00 + \\$100,000.00\)](#)

    Spent to date: [\\$125,000.00](#)

---

Status of any additional funding sources necessary for completion

---

- No additional funds are expected to be needed

#### Project Updates:

Status of Design and Construction

---

Three funding priorities: Citywide Commercial Revitalization (\$3,600,000.00); Route 66 (\$3,700,000.00); and Citywide Beautification (\$3,700,000.00).

- Citywide Commercial Revitalization - \$3,600,000.00 (Spencer Mitchell)
  - Retail Market study by Place Dynamincs, Inc. (\$125K) completed January 2019.
  - Retail Market study will inform use of Commercial Revitalization fund, as well as assist Route 66 Commission in targeting Route 66 funds.
  - **Project 1:** \$100K - Belo+Company (formerly Cubic) media strategy consultant  
**Report submitted end of December 2020 is under review by City staff**
  - **Project 2:** \$1.1 million from Commercial Revitalization used to seed Business Resilience and Recovery Fund, this is expected to be reimbursed from CARES Act dollars to fully fund the Commercial Revitalization Strategy.
  - **Project 3:** \$1.5 million BRT (Bus Rapid Transit) Revolving Loan Fund  
**TEDC is evaluating projects for program and providing low to zero interest loans Finance in coordination to track projects**
  - **Project 4:** \$150K (3 years x \$50K) Destination Districts - MOU signed for INCOG to administer administer. Greenwood, Route 66, Kendall Whittier and International Districts (21st & Garnett area) ongoing

## EXHIBIT "F"



### CITY OF TULSA

#### Sales Tax Overview Committee (STOC) Report

---

**Date:** 01.20.2021

**From:** [City of Tulsa](#)

**Contracting Party Representative:** [Mary Kell \(Dennis Whitaker, INCOG\)](#)

**Project Name and No:** [Citywide and Route 66 Beautification & Reinvestment, Project 170080 - Route 66](#)

---

#### Project Funding:

Vision Tulsa Funding No. [170080.EngrArch.4000-40003122-541101](#)

Total Funding: [\\$11,000,000.00](#)

Available Funding: [\\$3,700,000 Funded](#)

Total Expenditures:

    Contracted: [\\$111,510.82](#)

    Spent to date: [\\$120,510.82](#)

---

#### Status of any additional funding sources necessary for completion

- No additional funds are expected to be needed

#### Project Updates:

##### Status of Design and Construction

---

Three funding priorities: Citywide Commercial Revitalization (\$3,600,000.00); Route 66 (\$3,700,000.00); and Citywide Beautification (\$3,700,000.00).

- Route 66 - \$3,700,000.00 (Dennis Whitaker)
  - Route 66 Commission and Tulsa Planning Office staff to provide oversight
  - Retail Market study to inform targeted use of funds on corridor
  - Other uses include: marketing, wayfinding, façade grants, neon sign grants, and project maintenance.
  - Contracts / PO's: Requesting new Sole Source with Claude Neon for Meadow Gold
  - Rt 66 Survey - Over 1,000 responses received
  - Donation from Jim Norton - Route 66 letters and shields - **Meeting with Tulsa Fire Dept 01.15.2021**
  - Vehicle damage to decorative wall at 11th & Mingo interpretive site - citywide contract repairing
  - Marketing: Economic Development Committee implemented 1st a Saturday event - **ongoing**
  - Façade Grants: concept and criteria under development
  - **Avery Plaza Southwest - Security Cameras - for new Motel Neon Sign Park**

Updated 01.20.2021

**VISION TULSA  
ROUTE 66 BEAUTIFICATION  
NEON SIGN GRANT**

Below is the status of Applications which have been recommended by the Rt 66 Commission to the Mayor for Approval.  
Since launching the program in April 2019, 26 signs have been Recommended by the Rt 66 Commission.

BUSINESS	TOTAL COST	GRANT AMT	ADDRESS	STATUS	SIGN TYPE
1 Benchmark Monument	\$ 12,170.00	\$ 6,085.00	1735 E. 11th St.	Complete	Replace lost sign
2 Billy Ray's BBQ	\$ 5,230.00	\$ 2,615.00	3524 Southwest Blvd	Complete	Restoration
3 Bobby O's Pizza	\$ 15,316.00	\$ 7,658.00	1502 E. 11th St.	Waiting on Street Construction	New
4 Buck Atom's Curios on 66	\$ 16,140.00	\$ 8,070.00	1347 E. 11th St.	Complete	New
5 Burnett's Flowers	\$ 6,578.00	\$ 3,289.00	1408 E. 11th St.	Complete	New
6 Cities Service	\$ 17,223.76	\$ 8,611.88	1648 Southwest Blvd	Complete	Replace
7 Day & Nite Rug	\$ 8,162.95	\$ 4,081.48	1012 S. Egin St	In fabrication	Replace
8 Flo's Burger Diner	\$ 12,700.00	\$ 6,350.00	2604 E. 11th St.	Complete	New
9 Interparts Of Tulsa	\$ 4,984.06	\$ 2,492.03	3615 E. 11th St.	Complete	Restore
10 Justin Thompson Restaurant	\$ 13,975.25	\$ 6,987.00	1115 S. Lewis Ave	Complete	New
11 Meadow Gold Lofts & Shops	\$ 9,566.18	\$ 4,783.09		Complete	New
12 Mother Road Motor Sports	\$ 7,192.31	\$ 3,596.16	2208 Southwest Blvd	Permitting	New
13 Perkins Architecture	\$ 4,950.00	\$ 2,150.00	20 S. Lewis Ave.	Complete	New
14 Renaissance Brewing Co	\$ 13,239.07	\$ 6,619.54	1147 S. Lewis Ave.	Complete	New
15 Sky Gallery(The)	\$ 8,602.82	\$ 4,301.41	1401 E. 11th St.	Permitting	New
16 Smoke on 66 BBQ	\$ 8,258.29	\$ 4,129.15	4265 Southwest Blvd	Complete	New
17 Spirit Dog Training	\$ 2,200.00	\$ 1,100.00	1621 E. 11th St	In fabrication	Modify
18 Tally's Good Food Café	\$ 25,749.00	\$ 10,000.00	1102 S. Yale Ave.	Complete	New
19 Thelms's Bar	\$ 10,289.93	\$ 5,145.00	2008 Admiral Blvd	Fabrication	Restoration
20 Transcendent	\$ 12,637.00	\$ 6,318.00	1401 E. 11th St. Unit E	Permitting	New
21 Tulsa Community College	\$ 10,767.00	\$ 5,383.00	909 S. Boston Ave	Complete	New
22 Tulsa Market District	\$ 18,572.00	\$ 9,286.00	1102 s. Lewis Ave.	Complete	New
23 Tulsa Welding School	\$ 21,066.00	\$ 10,000.00	2547 E. 11th St.	Complete	Modify
24 U.S. Studio 66	\$ 14,723.00	\$ 7,361.50	5202 E. 11th St.	Complete	New
25 Vault Restaurant (The)	\$ 21,727.54	\$ 10,000.00	620 S Cincinnati Ave	Routing Contract	New
26 Wildflower Café	\$ 18,107.83	\$ 8,953.00	1306 E. 11th St.	Fabrication	New
	\$ 320,127.99	\$ 155,365.23			

## EXHIBIT "F"



### CITY OF TULSA Sales Tax Overview Committee (STOC) Report

---

<b>Date:</b>	01.20.2021
<b>From:</b>	City of Tulsa
<b>Contracting Party Representative:</b>	Mary Kell (Michelle Barnett, COT; Josh Miller GKFF)
<b>Project Name and No:</b>	Peoria-Mohawk Business Park - Site Improvements Project No. 170085

---

<b>Project Funding:</b>	
Vision Tulsa Funding No.	170085.landimp.4000
Total Funding:	\$10,000,000.00
Available Funding:	\$5,800,000.00 Funded FY19
Total Expenditures:	
Contracted:	\$4,317,301.00
Spent to date:	\$3,981,296.82

Status of any additional funding sources necessary for completion

- Funding is sufficient for current scope of work

#### Project Updates:

Status of Design and Construction

- Agreement with GKFF executed October 2019
- Construction is Vision funded reimbursement of GKFF
- Design by Cedar Creek for GKFF not included in Vision reimbursement
- Reimbursement to GKFF includes mass grading and utilities. Vision-funded improvements include both GKFF-performed site mass grading, public utilities and COT-performed public roads with associated utilities.
- Bid Package #1 Mass grading with earth change permit - completed 04.30.2020.
- Bid package #2 - Public Road and Site Utilities - completed 09.30.2020
- Muncie on schedule to be complete late Spring 2021
- Bid package #3 - Crossland is contractor. Pre-work 10.22.2020  
Completion by late Spring 2021  
Scope: water line, paving, storm and sidewalks/trail for Mohawk Boulevard and the Utica cul-de-sac off of 36th street North.  
**Waterline, grading, agg base and curbs are in for Utica. Paving Utica is next. Mohawk Blvd to follow Utica.**  
**Construction 61% overall**

## EXHIBIT "F"



### CITY OF TULSA

#### Sales Tax Overview Committee (STOC) Report

---

**Date:** 01.20.2021

---

**From:** [City of Tulsa](#)

---

**Contracting Party Representative:** [Mary Kell](#)

---

**Project Name and No:** [Air National Guard 138FW MTC \(Mission Training Center\)](#)  
[Project No. 170100](#)

---

**Project Funding:**

Vision Tulsa Funding No. [170100.ArchEngr.4001-400113122.541101](#)

---

Total Funding: [\\$9,400,000.00](#)

---

Available Funding: [\\$9,400,000.00 Funded](#)

---

Total Expenditures:

    Contracted: [\\$9,314,545.33](#)

---

    Spent to date: [\\$8,989,219.82](#)

---

Status of any additional funding sources necessary for completion

---

- No additional funds are expected to be needed

#### **Project Updates:**

Status of Design and Construction

---

- Design Consultant: LWPB Architects, design fees \$839,545.33
- Construction Manager (CM) Crossland, CM at Risk
- Building operational June 2020
- **Closeouts in process**
- **TAIT staff submitted art application with FAA, pending approval**
- Plan is to have agreement with City, TASM, and TAIT to locate art at TASM if approved by FAA

## EXHIBIT "F"



### CITY OF TULSA Sales Tax Overview Committee (STOC) Report

---

**Date:** 01.20.2021

**From:** City of Tulsa

**Contracting Party Representative:** Mary Kell (Gary Schellhorn, COT)

**Project Name and No:** McCullough Site Improvements, Project No. 170125  
(25th and Garnett area; 11.5 acres)

---

**Project Funding:**

Vision Tulsa Funding No. 170125.Buildings.4003-40033122-541104

Total Funding: \$3,600,000.00

Available Funding: \$540,000.00 Funded FY20

Total Expenditures:

    Contracted: \$540,000 (design)

    Spent to date: \$355,221.28

---

Status of any additional funding sources necessary for completion

---

- No additional funds are expected to be needed

#### **Project Updates:**

Status of Design and Construction

---

- Design Consultant: LandPlan Design Consultants, Design Fees: \$540,000.00
- Design kickoff meeting held on 9.27.19
- A steering committee of community members has been set up for the Pre-Design Phase
- Community planning events held 12.07.19 and 03.07.2020
- 25% Design documents received 05.11.2020, 65% design documents received 08.31.2020
- Design of 95% design documents - **due in January 2021**
- Design Phases scheduled for February 2020 to May 2021
- Advertising for bids is scheduled to occur in May 2021 with bids opening June 2021
- Construction is scheduled to occur from September 2021 through June 2022
- Project is expected to be completed in June 2022

## EXHIBIT "F"



### CITY OF TULSA Sales Tax Overview Committee (STOC) Report

---

**Date:** 01.20.2021

**From:** City of Tulsa

**Contracting Party Representative:** Mary Kell (Gary Schellhorn, COT)

**Project Name and No:** Mohawk Sports Complex, Project No. 170130

---

**Project Funding:**

Vision Tulsa Funding No. 170130.ArchEngr.4001-400141110541101

Total Funding: \$3,500,000.00

Available Funding: \$3,500,000.00 Funded

Total Expenditures:

    Contracted: \$3,761,208 (\$320,076 + \$3,440,444)

    Spent to date: \$4,053,527.30 (\$289,204.74 + \$3,764,322.56)

---

Status of any additional funding sources necessary for completion

---

- No additional funds are expected to be needed

#### **Project Updates:**

Status of Design and Construction

---

- Design Consultant: Benham Design LLC, Design Fees: \$320,764.00
- Notice to proceed with construction 01.23.19
- Contractor is Daris Contractors, LLC - \$3,440,444.00
- Construction is **100%** complete
- Project is operational
- Warranty items ongoing

**EXHIBIT "F"**



**CITY OF TULSA**

**Sales Tax Overview Committee (STOC) Report**

---

**Date:** 01.20.2021

**From:** City of Tulsa

**Contracting Party Representative:** Mary Kell (Glen Sams, COT)

**Project Name and No:** GOPLAN - PRIORITY IDENTIFIED IN THE BICYCLE/PEDESTRIAN MASTERPLAN - Project No. 170135

---

**Project Funding:**

Vision Tulsa Funding No. 170135.streets.4004.40043122-541106

Total Funding: \$3,125,000.00

Available Funding: \$3,125,000.00

Total Expenditures \_\_\_\_\_

    Contracted: \$3,125,000.00

    Spent to date: \$2,027,500.00

Status of any additional funding sources necessary for completion

No additional funds are expected to be needed

**Project Updates:**

Status of Design and Construction

(Additional detail for Group locations on following page)

IOT (Improve Our Tulsa) funds used first

Group 1A - Construction completed 12.31.2019 (IOT \$312k)

Group 1B - Construction completed 07.30.2020 (IOT \$1.4m)

Group 2 - Bids opened 03.06.2020. Construction 99% (IOT \$200k / Vision \$2.1m)

Group 3 - Bids opened 04.07.2020. Construction 60% (IOT 525k / Vision \$970k)

**Removed Houston and SW Blvd from the project.**

Group 4 - On hold to repair Osage Trail bridge over Flat Rock Creek



# Striping 2021 Schedule

## Striping progress and updates 01.20.2021

- **Group 1A:** Elgin, 10th, North Boulder. Project completed 12.31.19
- **Group 1B:** 11th (Elgin to Lewis), Boulder (10th to Riverside), 3rd street (Madison to Harvard), W Edison (Cheyenne to 33<sup>rd</sup> W Ave). Project completed 07.31.2020
- **Group 2:** 11<sup>th</sup> (Lewis to 129<sup>th</sup>), Pine (Gilcrease Museum Rd to Memorial), N Main (Haskell to Pine). Final plans (premylar) to be submitted on Dec 13, 2019. Grade Line is contractor. Work is underway. Work is approximately 99% complete. **The contractor is working on the final punch list.**
- **Group 3:** 6<sup>th</sup> St. (Boulder to South Delaware Ave.), Southwest Blvd (W. 48<sup>th</sup> Street to Riverside Dr to Heavy Traffic Way to Guthrie to Archer.), Houston (Riverside Drive to Heavy Trafficway), Charles Page Blvd (65<sup>th</sup> W Ave to Houston Ave).
  - Becco is contractor (\$1,487,000).
  - Construction started asphalt work on Sixth Street on 09.07.20.
  - **The contractor is currently finishing striping on Chas Page Blvd and 6<sup>th</sup> Street.**
  - **Overruns on the asphalt and concrete apron work due to very rough road surface along 6<sup>th</sup> street, in this Group, and Pine Street in Group 2.**
  - **To offset this, the striping on SW Blvd. and Houston from the Group 3 contract is being removed from contract.**
  - **Work is 90% complete on 6<sup>th</sup> street and Chas Page Blvd.**
- Group 4:** S Boston Ave (18<sup>th</sup> St to 3<sup>rd</sup> St.), Peoria Ave (Pine St to Admiral Blvd), Greenwood (3<sup>rd</sup> to Archer), Delaware Ave (E 11<sup>th</sup> St to E 15<sup>th</sup> St),
  - Cost estimates exceed Goplan funding to do Group 4
  - Group 4 striping on hold for the time being and switching IOT funds to the repair of the Osage Trail bridge over Flat Rock Creek.

IOT and IOT-2 funding remaining for design of additional Groups.

## EXHIBIT "F"



### CITY OF TULSA

#### Sales Tax Overview Committee (STOC) Report

---

**Date:** 01.20.2021

**From:** City of Tulsa

**Contracting Party Representative:** Mary Kell (Marsha Hinds, COT)

**Project Name and No:** Route 66 Village Train Depot, Project 170140  
3770 SW Blvd

---

**Project Funding:**

Vision Tulsa Funding No. 170140.ArchEngr.4001-40013122-541101

Total Funding: \$3,000,000.00

Available Funding: \$3,000,000.00 Funded

Total Expenditures:

    Contracted: \$2,928,283.31

    Spent to date: \$238,062.20

Status of any additional funding sources necessary for completion

---

- No additional funds are expected to be needed

**Project Updates:**

Status of Design and Construction

---

- Design Consultant: Keith D. Robertson Architect
- Design Fees: \$301,136.00
- Construction: June 2020 through April 2021
- Contractor is VOY Construction, notice to proceed 06.24.2020 (\$2,627,147.31)
- Construction **25%** complete

## EXHIBIT "F"



### CITY OF TULSA Sales Tax Overview Committee (STOC) Report

---

**Date:** 01.20.2021

**From:** City of Tulsa

**Contracting Party Representative:** Mary Kell (Jack Blair, Mayor's Office)

**Project Name and No:** Tulsa Arts Commission, Project No. 170145

---

**Project Funding:**

Vision Tulsa Funding No. 170145.ArchEngr.40004322-541101

Total Funding: \$2,250,000.00

Available Funding: \$600,000.00

Total Expenditures:

    Contracted: \$299,998.00

    Spent to date: \$0.00

---

Status of any additional funding sources necessary for completion

---

- No additional funds are expected to be needed

#### Project Updates:

Status of Design and Construction

---

- Ordinance changes approved by Council 02.05.2020.
- Recommendation for \$300K to be used for COVID-19 artist relief grants approved
- List of 17 small organizations and 12 large recipient organizations on following page
- 29 agreements signed by Mayor on 09.02.2020
- 2nd round of grants equaling \$300K RFP issued 10.13.2020, 34 applications received 11.30.2020. **Grant review meeting held 01.08.2021.**  
**Awards to be announced by 01.31.2021**

# VISION ARTS 2020: SUMMARY OF APPLICANT POOL

**36 ORGANIZATIONS SUBMITTED**  
 24 **small** organizations  
 12 **large** organizations

**STAFF DEEMED 3 SUBMISSIONS INELIGIBLE**  
 2 did not have their own 501c3  
 1 was not principally located in Tulsa

**33 SUBMISSIONS WERE REVIEWED – 29 WERE NOMINATED**  
 12 of 12 reviewed **large** organizations were nominated  
 17 of 21 reviewed **small** organizations were nominated

## REVIEWERS

AAT..... **Bob O'Neal** ..... Whiptail Midstream  
 AAT..... **Chad Oliverson**..... Arts Alliance Tulsa  
 AAT..... **Teresa Valero**..... University of Tulsa School of Art, Design and Art History  
 AHHA..... **Ken Busby**..... Route 66 Alliance  
 AHHA..... **Nancy Hermann**..... retired, formerly of the City of Tulsa and Tulsa Performing Arts Center  
 AHHA..... **Molly O'Conner**..... Oklahoma Arts Council  
 City Council ..... **Lori Decter Wright**..... Tulsa City Council and Kendall Whittier Incorporated  
 City Council ..... **Crista Patrick** ..... Tulsa City Council and University of Tulsa Theatre Department  
 EDC..... **Cassie Reese Tipton**.... CEC Engineering

## RESULTS

17 **small organizations** were recommended to receive the \$5,000 per-organization minimum.

The 17 small organizations represent 59% of the nominated organizations.

Brady Craft Inc. dba 108 Contemporary	\$5,000
Chamber Music Tulsa	\$5,000
Choregus Productions	\$5,000
Circle Cinema Foundation Inc.	\$5,000
Clark Youth Theatre	\$5,000
Harmony Project Tulsa	\$5,000
Heller Theatre Company	\$5,000
Sweet Adelines International	\$5,000
telatúlsa	\$5,000
The American Theatre Company	\$5,000
Theatre Tulsa	\$5,000
Tulsa Area Youth Symphony Association	\$5,000
Tulsa Foundation for Architecture	\$5,000
Tulsa Glassblowing School	\$5,000
Tulsa Literary Coalition/Magic City Books	\$5,000
Tulsa Oratorio Chorus, Inc.	\$5,000
d/b/a Tulsa Chorale	\$5,000
Tulsa Project Theatre	\$5,000
	<b>\$85,000</b>

12 **large organizations** were recommended to receive equal shares of the remaining \$215,000.

The 12 large organizations represent 41% of the nominated organizations.

Gilcrease Museum	\$ 17,917
John Hope Franklin Center for Reconciliation, Inc	\$ 17,917
Living Arts of Tulsa	\$ 17,917
Philbrook Museum of Art	\$ 17,917
Tulsa Air and Space Museum, Inc.	\$ 17,917
Tulsa Ballet	\$ 17,917
Tulsa Children's Museum Discovery Lab	\$ 17,917
Tulsa Historical Society	\$ 17,917
Tulsa Opera Inc	\$ 17,917
Tulsa Performing Arts Center Trust	\$ 17,917
Tulsa Symphony Orchestra	\$ 17,917
Woody Guthrie Center	\$ 17,917
	<b>\$ 214,998</b>

## EXHIBIT "F"



### CITY OF TULSA Sales Tax Overview Committee (STOC) Report

---

**Date:** 01.20.2021

**From:** City of Tulsa

**Contracting Party Representative:** Mary Kell (Mark Frie, PAC)

**Project Name and No:** Tulsa PAC Trust Master Plan, Project No. 170155

---

**Project Funding:**

Vision Tulsa Funding No. 170155.ArchEngr.40004322-541101

Total Funding: \$1,000,000.00

Available Funding: \$1,000,000.00 Funded

Total Expenditures:

    Contracted: \$998,713.00

    Spent to date: \$954,758.97

---

Status of any additional funding sources necessary for completion

- No additional funds are expected to be needed for Master Plan.
- Fundraising for building to run concurrent with Visioning and Master Plan process

**Project Updates:**

Status of Design and Construction

---

- Design Consultant: Beck Design
- Master Plan Feasibility phase 1 final draft received 01.31.19
- PAC Trust meeting 03.25.19 to discuss next steps
- PAC Trust requested that \$320 M be broken into more than 2 phases
- Revised phasing and costs presented at 11.18.19 PAC Trust meeting, total preliminary cost in 4 phases is \$77-\$78 Million
- Consultant putting together plans and renderings package for Trust fundraising, final draft to be done early 2020; dependent on survey and potholing results.
- Monthly meetings held through 06.30.2020 to review progress
- Amendment for survey & underground coordination signed by Mayor 09.09.2020
- Survey work started 10.08.2020
- Prelim survey received 10.28.2020, **potholing ongoing**

	B	C	D
1	<b>VISION TULSA - PROJECT ACTIVITY / NEXT STEPS 01.21.2021</b>		
2	<b>PROJECT - Economic Development</b>	<b>COST</b>	<b>COMMENTS AND NEXT STEPS</b>
3	<b>Arkansas River Infrastructure &amp; Amenities (City of Tulsa Share)</b>		
4	<b>Zink Lake and Related Amenities</b>		- Design coordination team: CH2 (Jacobs), GKFF, MVVA, Holly Frontier, AEP/PSO, LandPlan, INCOG, City, River Parks and PMG.
5	Low-Water Dam with Recreational Gates & Flume	\$48,000,000.00	- Crossland Construction Company, \$38,934,499.49. - Construction time frame is 850 days, Start 10.19.20 - As of 12.31.20 14.8% billed, 8.6% time - Purchasing process for Obermeyer gates: -- March 2019 - submitted product information, vendor, and justification for sole source -- 01.20.2020 - Purchasing review and sent to SSA -- 01.06.2021 - Legal approved Purchasing contract for vendor to execute. -- 01.20.2021 - <b>Signed by Mayor</b> -- <b>This will result in a 17 day delay to the Dam project critical path to date.</b> - Major areas of work: west half dam demolition for gates, cofferdams and dewatering, power, coordination with Obermeyer for gates, and rebar installation.
6	New Pedestrian Bridge	\$15,000,000.00	- Design Team: SBP, MVVA, GKFF, and River Parks - City identified funding sources for Tier 1: \$24.4 million (\$15 million Vision funding + \$9.4 Sales tax funding), Tier 2: \$3 million identified in savings in 2005 and 2008 funding packages. Transfers being prepared. Tier 3: Pending - GKFF and Mayor coordinating efforts to raise funds. - <b>Bridge 404 Permit and 408 Permit pending anticipated week of 01.18.2021.</b> <b>ONGOING</b>
7	Mitigation, Bank Stabilization & Outfall Protection for Dam		- 404 permit issued, land banking for mitigation has been purchased.
8	<b>South Tulsa/Jenks Lake and Related Amenities</b>	\$64,214,000.00	- Vision Tulsa: ON HOLD - Other partners contribution \$32,862,000 for the project by 12.31.20. Both Jenks and City of Tulsa have the same reallocation date. - Funding includes long-term operating and maintenance endowment for both dams and related amenities. Zink Dam OM portion is \$18 million. - City of Jenks and City of Tulsa extended reallocation date for 2 years, 12.31.2022.
9	Low-Water Dam and Pedestrian Bridge		- \$8.3 million for land acquisition includes land for trail to Cousins Park.
10	East Bank Park, Boat Dock, and Abutment Improvements		
11	Vensel Creek Park and Boat Dock		
12	East Bank Trail Connection from Low-Water Dam to Vensel Creek		
13	Mitigation, Bank Stabilization & Outfall Protection		
14	<b>Turkey Mountain Urban Wilderness</b>	\$7,600,000	- Master Plan adopted by RPA - River Parks Foundation property (south of 61st Street and west of Turkey Mountain water tank). Closed on 12.28.2020. - <b>New parking lot and entrance drive being planned for property north of 61st Street. Scope being defined. Costs may be covered by private sector according to RPA.</b>
15	<b>Levee District #12 Rehabilitation - Local Matching Funds</b>	\$5,000,000	- Feasibility study approved by General Semonite 04.23.2020 - Preliminary engineering design phase is next step. - COE Emergency Management has granted \$10m to perform repairs for damages to and defects in levee facilities under the Flood Control and Coastal Emergency Act PL 84-99. - PL 84-99 work is in 2 general phases: 1. Levee issues, e.g. filters, sloughs, lining of pipe penetrations, etc. 2. Pump stations improvements, e.g. pumps and associated electrical systems, etc. - COE personnel informed the City that prior EDA grant funding received by the Levee District will be used for supervisory control and data acquisition (SCADA) for the pump stations. - City will be requesting copies of construction documents and plans impacting City's stormwater infrastructure to be documented in our atlas and work history database. - No Vision funding has been committed for this effort to date.
16	<b>New Trail, East Bank-101st to Cousins Park (Design and Matching Funds), AKA "River Parks Trail 101st to 121st"</b>	\$4,000,000	- LandPlan is design consultant. - Concept cost estimate \$10.2 million, with time value at 3% for 13 years - \$15.0m - Cost estimate with land is \$26m. - TAP (Transportation Alternative Program) grants - small \$400k and large \$1 Million every 2 years. - City applied for TAP grant funds November 2020. Award by 01.31.2021, contingent upon open meeting act with INCOG board
17	<b>23rd &amp; Jackson Redevelopment Site - Relocation Study, Design &amp; Acquisition</b>	\$1,000,000	- Cyntergy team is project consultant - Feasibility study of redevelopment for 23rd & Jackson to be done by others - Draft final report submitted February 2020. - <b>County has vacated. Environmental work was not fully completed. County is to review and complete.</b>
18	<b>Gilcrease Museum Expansion</b>	\$65,000,000	- Gallagher & Associates (G&A) - Owner's Representative (TU and City of Tulsa) - SmithGroup Architect / Flintco CM - Next Mayor's Task Force meeting to be scheduled for <b>02.11.2021</b> - <b>Schematic Design budget review is to be finalized to present to Task Force.</b> - Next National Board Meeting to be held <b>02.24.2021</b> - Final scoping with Crozier (art mover) in progress - <b>Weekly Progress meetings Thursdays 10 am</b> - <b>BOA 01.26.2021 Briefing meeting held with TMAPC staff 01.20.2021</b>
19	<b>Cox Business Center</b>	\$54,500,000	- Matrix is project architect, TVB (Tulsa Vision Builders) is Construction Manager - Artist is Andrew "Andy" Tirado, design ongoing, installation in <b>April 2021</b> - Substantial Completion received 06.30.2020. Building is operational. - Warranty items and record drawings ongoing - Wi-Fi is pending with operational funds - Purchasing working on Wi-Fi (2 sole sources and 1 CSP) <b>ONGOING</b> - <b>Resolve concrete cracking issues - repairs late spring 2021</b>
20	Arena District Master Plan	\$500,000	- Project completed January 2019
21	<b>Tulsa Fairgrounds</b>	\$30,000,000	- Design consultant is GH2; Construction Manager (CM) is Crossland. - Projects complete - \$28.5 m - Improve Golden Driller Entrance - \$1.5 million - Golden Driller Plaza <b>bids opening 01.21.2021. Special Meeting of board to approve, Tentative construction 02.08.2021 to 09.06.2021</b>
22	<b>Airport Infrastructure</b>		- Projects isolated below with descriptions (\$27,300,000 total)
23	[AA - All projects]	\$14,500,000	- Projects complete: \$2.4 m - Agreement with list of projects signed by Mayor 12.02.2020
24	[Air Force Plant 3 (AFP3) - Navistar]	\$2,200,000	- Cyntergy is engineer; SE Tulsa Construction is contractor for electrical upgrades - Construction began 09.29.2020 with COVID protocols in place - Commissioning of new electrical gear by 3rd party inspector in process
25	[City Airport Facilities]	\$3,800,000	- Buildings 5, 6 and 116 repairs to roof, electrical and asbestos abatement - <b>Building 6 roof replacement bids to open 01.29.2021</b>



	B	C	D
1	<b>VISION TULSA - PROJECT ACTIVITY / NEXT STEPS 01.21.2021</b>		
2	<b>PROJECT - Economic Development</b>	<b>COST</b>	<b>COMMENTS AND NEXT STEPS</b>
26	[Spirit Leasehold Properties]	\$5,000,000	- Spirit: \$5.0 million for various City owned facilities improvements - paving and resurfacing list of projects received from Spirit - Areas 1-4 completed 04.30.2020 - cost \$2,407,759.00 - Area 5 mill and patch work and asphalt overlay completed 07.30.2020. - Areas 6A and 6B completed 09.30.2020 - Area 9 started 10.12.2020, paving complete as of 11.30.2020, striping to be completed, weather-dependent. - Area 7 and 8 to be done next as last parts of project. Request from Spirit to substitute fire line valves for areas 7 and 8. <b>PENDING</b> - <b>MOED working on amendment. Employment projections to be updated in amendment along with any work scope changes.</b>
27	Grant Matching Opportunity	\$1,800,000	- <b>MOED evaluating grant opportunities.</b>
28	<b>Tulsa Zoo &amp; Living Museum</b>	\$25,000,000	- Selser Schaefer is design consultant and Nabholz is CM; - Consultant is to submit revised 65% Design Documents in <b>02.14.2021</b>
29	<b>Langston University - Tulsa Healthcare Professions Complex Expansion</b>	\$16,250,000	- OSU Long Range Planning Committee oversight, Architect - Beck, CM - Flintco - Schedule - construction May 2020 - November 2021 - Jobsite camera: <a href="http://ibeamsystems.com/camera/langstonuniversityproject">http://ibeamsystems.com/camera/langstonuniversityproject</a> - Overall construction - <b>37%</b>
30	<b>BMX National Headquarters</b>	\$18,600,000	- Architect - Todd Architecture Group (prev. Fritz Baily), CM - Nabholz - BMX Vision (\$15M) UCAT Vision money (\$3.6M), EDIF funding (\$900K), Hardesty (\$1.5M), TPA (\$2M) - \$23M total funding - <b>Jobsite camera registration: <a href="https://oxblue.com/invite/f492d4/bmx-headquarters">https://oxblue.com/invite/f492d4/bmx-headquarters</a>; Once registered, go to: <a href="http://app.oxblue.com">app.oxblue.com</a></b> - Arena steel roof erection started 01.04.2021 - Overall construction <b>30%</b> - <b>Platting - 2nd round of easement closings in process with City Council.</b> - Off-site storm RR permits <b>ONGOING</b>
31	<b>South Mingo Corridor</b>	\$15,000,000	- Benham is design consultant for Mingo, 71st to 81st; Contractor is APAC Oklahoma - Construction <b>78% complete</b> ; Scheduled completion: <b>March 2021</b> - 2nd Phase - Designer: Garver for 91st, Memorial to Mingo (will use 2006 ST first) - <b>Preliminary design plans submitted December 2020</b> - 3rd Phase - Designer: Poe for Mingo, 81st to 91st - <b>COMPLETE</b>
32	<b>Public Schools - Safety First Initiative</b>	\$14,500,000	- Lee Engineering is design consultant. - 50+ schools on list and 5 priority levels of work to be performed. - Bid package 1: Complete - Bid package 2: <b>Complete, Final payment January 2021</b> - Bid package 3: Lighting installation <b>COMPLETE</b> - <b>TPS negotiating with MTTA to maintain bus shelters</b> - Bid package 4: Working with ROW for sidewalk easements, construction to start <b>Summer 2021</b>
33	<b>Capital Equipment (non-Public Safety)</b>	\$12,000,000	- No action required
34	<b>Citywide &amp; Route 66 Beautification and Reinvestment</b>		- Order of work: 1. Commercial Revitalization, 2. Route 66 3. Beautification - Retail market study completed, and was presented to Council 01.16.19 - Total of \$11,000,000 split into projects below
35	Route 66	\$3,700,000	- Route 66 Commission and Tulsa Planning staff to provide oversight - Neon sign grant program - 26 in various stages of contracting, variance / permitting and construction. \$155k in matching grants awarded to date (\$320k total spent) <b>ONGOING</b>
36	Citywide Commercial Revitalization	\$3,600,000	- <b>Project 1:</b> \$100K - Belo+Company (formerly Cubic) media strategy consultant - <b>Report submitted end of December 2020 is under review by City staff</b> - <b>Project 2:</b> \$1.1 million from Commercial Revitalization used to seed Business Resilience and Recovery Fund, reimbursement from CARES Act dollars is expected to fully fund the Commercial Revitalization Strategy. <b>NO CHANGE</b> - <b>Project 3:</b> \$1.5 million BRT (Bus Rapid Transit) Revolving Loan Fund - <b>TEDC is evaluating projects for program and providing low to zero interest loans</b> - <b>Finance to be coordinated with to track projects.</b> - <b>Project 4:</b> \$150K (3 years x \$50K) 4 Destination Districts - City legal working on MOU with INCOG to administer: Greenwood, Route 66, Kendall Whittier and International District (21st & Garnett area) <b>ONGOING</b>
37	Citywide Beautification	\$3,700,000	- Councilors Cue, Patrick and Lakin 12.01.2020 - Working group Meeting held 12.10.2020 to discuss next steps, follow up meeting to be scheduled <b>01.25.2021</b> - <b>Streets and Stormwater developing cost estimates for the meeting</b>
38	<b>Peoria-Mohawk Business Park</b>	\$10,000,000	- Bid Package 3 waterline, paving, storm and sidewalks bids prework held 10.22.2020. - <b>Project budget: 61% exp/enc</b>
39	<b>Public Schools - Partnership with Union, Jenks &amp; Tulsa Public Schools in Teacher Retention, Recruitment, and Training Efforts</b>	\$10,000,000	- Schools share \$1.4 million per year - <b>Union and Jenks have agreements in place for 2020-2021</b> - <b>Waiting for TPS agreement to be updated. PENDING</b>
40	<b>Community Health Connection East Clinic</b>	\$9,975,000	- Project complete facility opened 04.13.2020
41	<b>Air National Guard F35 (Mission Training Center) Simulator Training Center</b>	\$9,400,000	- LWPB is design consultant, Crossland is CM - Building operational June 2020 - <b>TAIT staff submitted application with FAA. PENDING</b> - Plan is to have agreement with City, TASM, and TAIT to locate art at TASM if approved by FAA.
42	<b>Discovery Lab - Tulsa Children's Museum Permanent Site</b>	\$8,000,000	- Property to be acquired and then leased to GKFF. - Additional public improvements are required to use full Vision budget. Estimated at \$230k. - Closing anticipated <b>February 2021</b> . (Includes: Purchase contract, lease, and Capital Improvements Agreement to expend residual funds) - <b>Lease terms are close to completion, but with reversionary item in the deed.</b> - <b>Issues in the Lease are the longterm use of the building, if not a children's museum after attempts to cure, to allow a use compatible with RPA and The Gathering Place, and eliminating the termination event in the lease.</b> - <b>Reversionary clause would put property to RPA or wholly owned subsidiary.</b> - <b>Closing delayed due to finalizing special warranty deed from GKFF to TCM</b>
43	<b>Peoria Connection - North Peoria Avenue, 56th St. to Mohawk Blvd.</b>	\$7,000,000	- HNTB is design consultant for BRT. BRT completed 03.31.2020 - BRT funding at \$4.8M. - Remaining balance to enhancements along corridor. - No activity other than BRT
44	<b>TCC Career Placement</b>	\$5,320,000	- Project complete August 2019
45	<b>University Center at Tulsa Authority/OSU-Tulsa</b>		- Brown Ordinance; project deleted. Money (\$3,600,000.00) reallocated to BMX, 05.08.19
46	<b>McCullough Park</b>	\$3,600,000	- Consultant is LandPlan. - 95% documents due January 2021 - Parks Department soliciting philanthropic funding
47	<b>Mohawk Sports Complex</b>	\$3,500,000	- Benham is design consultant, Daris is contractor - Project is operational - Warranty items ongoing, weather-dependent

	B	C	D
1	<b>VISION TULSA - PROJECT ACTIVITY / NEXT STEPS 01.21.2021</b>		
2	<b>PROJECT - Economic Development</b>	<b>COST</b>	<b>COMMENTS AND NEXT STEPS</b>
48	<b>GO Plan - Priority Projects Identified in the Bicycle/Pedestrian Master Plan</b>	\$3,125,000	- Group 1A - Completed December 2019 (IOT \$312k) - Group 1B - Completed 07.30.2020 (IOT \$1.4m) - Group 2 - Construction 99% (IOT \$200k / Vision \$2.1m) - Group 3 - Construction <b>90%</b> (IOT \$526k / Vision \$970k)
49	<b>Route 66 Village Train Depot</b>	\$3,000,000	- Keith Robertson is architect, VOY Construction is contractor - Construction <b>25%</b> complete
50	<b>Tulsa Arts Commission</b>	\$2,250,000	- 1st round \$300K for COVID-19 artist relief grants signed by Mayor 09.02.2020 - 17 small organization grants totaling \$85,000 - 12 large organization grants totaling \$214,998 - 2nd round of grants equaling \$300K RFP issued 10.13.2020, 34 applications received 11.30.2020. - <b>Grant review meeting held 01.08.2021.</b> Awards to be announced by 01.31.2021
51	<b>Tulsa Performing Arts Center Trust</b>	\$1,000,000	- Beck team is designer/consultant. - Revised phasing with costs totaling \$78 million, represents most critical and prioritized needs for facility updates - Beck working on plans and rendering fundraising package, to be completed early 2021 - Survey and utility potholing <b>ONGOING</b>
52	<b>TOTAL</b>	<b>\$510,634,000</b>	



# Public Safety and Economic Development

**Attendees:**

Paul McTighe  
Kathy Sebert  
Steve King  
Mareo Johnson  
Linda Jenkins  
Janae Bradford  
Ashley Webb  
Karen O'Brien



**Report  
To  
Sales Tax Overview Committee  
On  
Public Safety, Urban Development  
and Equipment**

TO: Public Safety, Urban Development and Equipment Subcommittee  
Sales Tax Overview Committee

SUBMITTED BY: Marsha Hinds, Lead Engineer  
Special Projects Design, Engineering Services Department

DATE: **January 14, 2021**

The status of projects managed by the Special Projects Design section of the Engineering Services Department as of **January 14, 2021**, is as follows:

2006 Sales Tax (6009)

Project No. SP 17-1

Budget: \$5,300,000.00

Project Description: Fire Station #33.

A New 4-Bay Fire Station located at E. 41<sup>st</sup> Street and S. 134<sup>th</sup> East Ave

Consultant: Kirkpatrick Architecture Studio

Contractor: Voy Construction

**Status: Contractor constructing retaining wall.**

Project No. 067520 and 040430-7, Route 66 Xperience, TAC 1011

Budget \$5,000,000

Project Description: Interactive Route 66 Interpretive Center located at the northeast corner of Riverside Drive and Southwest Blvd.

Status: Still actively fundraising but have not had any formal progress meetings or status reports. I spoke with our contact from INCOG and there is no movement on this project at this time.

Project No. 065100, Contract 29, Misc. Electrical / Mechanical Services Citywide

Consultant: Cynergy

**Status: Expired, will be preparing a new agreement.**

Project No. 065100, Contract 31, Misc. Structural Engineering Services Citywide

Consultant: Wallace Engineering – Structural Consultants, Inc.

Status: The consultant is providing services as requested by the City.  
**Used \$415.5K out of the \$456.5K agreement.**

## 2014 Improve Our Tulsa (6014)

### Project No. 145100, ADA Transition Plan – Building

Project Description: Improve accessibility for disabled citizens at various identified City facilities by improving to Americans with Disabilities Act (ADA) standards.

The 2016 Transition Plan Study included the following sites:

Municipal / Police Courts  
BOK Center  
Tulsa City Hall  
23<sup>rd</sup> and Jackson Facilities  
Tulsa Zoo, and Nature Center

Maxwell Convention Center = The Maxwell Convention Center items were taken care of in the Vision Tulsa Cox Business Center project.

Animal Shelter = The Animal Shelter items will be taken care of in the Improve Our Tulsa Animal Shelter expansion project.

Performing Arts Center = Performing Arts Center items were taken care of in the Improve Our Tulsa PAC renovations project.

Gilcrease Museum = The Gilcrease Museum items will no longer be valid with the new building.

Police- Gilcrease Division = The Police -Gilcrease Division some items will be addressed in the upcoming renovation project.

Consultant: TODD Architecture Group  
Total Appropriations: \$1,275,000, Balance: \$825K

#### Status:

Received a request from the 911 Center of review of employee entry points.

Received a request from the Forensics Lab of review of employee entry points.

Consultant has investigated both requests and sites and has submitted recommendations.

Working with Facilities Maintenance and Security to install needed power assist door operators.

### Project No. 145200, ADA Transition Plan – Parks

Project Description: Improve accessibility for disabled citizens at various identified City parks by improving to Americans with Disabilities Act (ADA) standards.

Consultant: Crafton Tull

Total Appropriations: \$1,140,000. Balance \$763K

Status: Bids opened 8/21/2020 for Centennial, Hicks and Reed. Apparent low bidder Builders Unlimited at \$331,277.00

**Construction Contract executed 12/16/2020, awaiting pre-construction meeting.**

The 2016 Transition plan also included the following sites:

Mohawk, Veterans, Lacy\*, McClure\*, Whiteside\*, Hunter\*

\*Other capital improvement projects, i.e. Lacy Pool, McClure Pool, Whiteside Pool and Hunter playground have addressed some of the noted deficiencies at said locations.

**Project No. 145300, Public Facilities – OTC City Hall**

Project Description: Fire Alarm System upgrade, replace carpet on floors 3, 4, 5, 6, and 14

Contractor for Fire Alarm System Upgrade: Johnson Controls

Consultant for re-carpeting: Matrix

Contractor for re-carpeting: All Commercial Floors

Total Appropriations: \$3,295,000. Balance \$2.768M

Status: Fire Alarm System upgrade complete

OTC City Hall 3<sup>rd</sup>, 4<sup>th</sup> and 6<sup>th</sup> floor Carpet is complete

Awaiting completion of processing requisition and purchase order for the 14<sup>th</sup> and 15<sup>th</sup> floors carpet.

**Project No. 145400, Public Facilities – Roofing**

Project Description: Inspection, assessment, prioritization and repairs of roofing for various City facilities.

Consultants: Cynergy, LLC & SGA Design Group, PC

Total Appropriations: \$3,000,000. **Balance \$431K**

**Status:**

Location	Project #	Status	Consultant
EMF Roof (Electronics Maintenance Facility)	SP 17-05	On hold consultant working on TMUA projects for us.	SGA
Tulsa Fire Department Field Ops (Old #9)(Which has been renamed FS#1)	SP 17-11	On hold consultant working on TMUA projects for us.	SGA

**Consultant: Matrix**

Project Description: Combined Project 145350; PAC Renovations, 145340; PAC Fire sprinklers, 145360; PAC Fan coil replacement and 145370; PAC HVAC motor replacement into one design agreement.

Contractor: CEI (Contract # 33312)

Contract Amount: \$1,861,694.12

Field Engineering and Legal are in contact with the Bonding Company.

Legal is the point of contact from this point forward on this project.

A walk-thru with the Bonding Company and various City personnel was held

December 6, 2019. City Legal is corresponding with the Bonding company.

The City has filed suit.

**Project No. SP 21-1, PAC Renovations, Phase 2**

**Consultant: Beck Associates Architects**

**Project Description: Williams Theater stage floor replacement, renovations to office spaces.**

**Status: Negotiating design agreement**

Project No. 145380, PAC Roof Replacement

Consultant: SGA

Project Description: Roof replacement

Contractor: Lowry (Contract # 135861)

Contract Amount: \$1,297,387.55

Status: Pre-construction meeting held 12/14/2020, NTP 4/2021

Project No. 145790, Thomas Gilcrease House Roof Replacement

Project Description: Replace the roof on the Thomas Gilcrease house.

Consultant: Selser Schaefer

Contractor: SE Tulsa Construction

Contract Amount: \$ 594,116.07

Estimated Completion Date: 1/8/2021

**STATUS: Punch list walk thru was held 1/13/2021**

• Funding

Improve Our Tulsa (145790)	\$ 175,000.00
Private Donations received	\$ 186,080.75
Residual funding from 145650 (savings from Grease Trap)	\$ 110,952.52
City match(to Gilcrease proposal)	\$ 62,500.00
Requested Council Transfer from 145660	\$ 90,446.67
6009 Funding 065320	\$ 29,237.02
Improve Our Tulsa (145780 Roof Replacement/Repair)	\$ 169,620.40
Improve Our Tulsa 145780	\$ 177,468.45
Design – Selser Schaefer	<\$ 29,237.02>
Design Amendment	<\$ 16,793.37>
Scoping Fees	<\$ 3,392.71>
Misc fees posted	<\$ 5,094.18>
Southwest Tulsa Construction	<\$ 594,116.07>
Supplement	<\$ 116,828.22>
Cost Placement Over-runs	<\$ 162,315.90>
Balance / Contingency	<u>\$ 73,528.33</u>

Project No. 146110, Police Academy Renovation/Police Courts/Compstat Bldg

Project Description: Phase II: Police Courts and Compstat Bldg items to be worked on elevators, building envelope i.e. roof

Status: Facilities Maintenance is scheduling the following upgrades for the Police Courts and CompStat buildings:

**Elevator work complete.**

HVAC renovations which include but not limited to upgrading coils, valves and DD controls,

Plumbing upgrades-replacing galvanized pipe with pex,

Interior and Exterior lighting.

Project No. SP 16-10-1400XX, EMD Facilities Maintenance & Upgrades

Consultant: BKL, Inc.

Contractor: Voy

Phase I Construction Contact complete.

Project #140070. Available Balance: \$252,954.74

Project #140080. Available Balance: \$1,743,456.22

Status: EMD has requested concrete work to be completed at the Newblock location. Concrete work complete.

Held a Teams meeting (8/20/2020) with EMD on additional work for various EMD sites.

EMD is preparing a priority listing for a future discussion meeting.

**Held another Teams meeting (12-21-20) discussing project priorities.**

**Moving forward on concrete work requested at the Eastside Fuel Pump Island.**

**Moving forward on the West Yard Truck Wash repair.**

**Tulsa Fire Department  
Sales Tax/Bond Projects Report  
1/12/2021**

Mike Mallory  
Physical Resource Chief  
Office 918-596-1230  
Mobile 918-527-0262  
mmallory@cityoftulsa.org

**Ladder Order 2**

Ladder 20 at 9827 East 59<sup>th</sup> Street

Ladder 24 at 3520 North Peoria

Pierce has started construction on both apparatus which can be seen at [www.conradfire.com](http://www.conradfire.com) beneath the tab described as apparatus in production. An in-person final inspection of Ladder 20 is being conducted on December 9<sup>th</sup> through 12<sup>th</sup>. A virtual inspection of Ladder 24 will be conducted sometime after December 21<sup>st</sup> which is its scheduled date of completion.



Ladder 20, shown above, was delivered to the dealer in Olathe, Kansas on January 11<sup>th</sup>. A virtual final inspection of the Ladder 24 is expected to occur the week of January 18<sup>th</sup>.

**Command Vehicles**

District Chief Car 642 at Station 22, 7303 East 15<sup>th</sup> Street

Shift EMS Officer Car 835 Field Operations, Station 1, 1420 Charles Page

New specifications were created in response to the inability to acquire the Ford Police Responder pickup. The new specifications are based upon a Ford F-150 pickup but are open enough to allow other vehicle manufacturers to bid. The vehicles will be delivered



in a near complete state with warning equipment, radios, and accessories installed. TFD will program radios and install lettering and door decals. A requisition was entered into the financial system on August 20, 2020. No new changes

**Two additional Engines**

A requisition was entered into the Financial System for the purchase of two additional Engines on September 22, 2020. No new changes.



## ***INTEROFFICE CORRESPONDENCE***

**TO:** Sales Tax Oversight Committee (STOC)  
**FROM:** Deputy Chief Dennis L. Larsen  
**DATE:** January 21, 2021  
**SUBJECT:** Tulsa Police Fleet Activity



**105** – Total number of Police Utility Interceptors ordered on Purchase order 201133. A total of **100** of the units ordered have been delivered. The last 5 Units are at the dealership but delayed because all the personnel at the dealership who accomplish the prep are out sick with COVID19. Of the delivered units, **59** have had their emergency equipment installed and have been issued to officers, **16** additional new patrol units will be issued within the week for a total of **75** new patrol vehicles deployed. The remaining **26** units are currently being completed at the Radio Shop.

**5** – Total number of Ford Fusions ordered. **5** have been received and assigned to Investigations.

**5** – Total number of Ford Escapes ordered all have been received and deployed.

**1** - Ford F150 ordered, not received. Upon delivery it will be assigned to Property Room

### **Status of Air Support Unit:**

Police 1 (2013 Airbus AS350 B2) – Fully Operational

Police 2 (2019 Airbus H125) – Fully Operational

# Parks

**Attendees:**

Paul McTighe  
Kathy Sebert  
Steve King  
Mareo Johnson  
Linda Jenkins  
Janae Bradford  
Ashley Webb  
Karen O'Brien



## **Parks STOC Report**

1/14/21

**Submitted To: Public Safety, Urban Development and Equipment Subcommittee Sales Tax Overview Committee**

**Submitted By: Gary Schellhorn, Resource and Facilities Coordinator, Special Projects Design, Engineering Services Dept.**

### 1. TULSA PARKS – HILL SITE IMPROVEMENTS (017110-14, Contract 5)

- 210 East Latimer Place - District 1
- 2006 Sales Tax (6010-5451101-005011017110) and private funding
- Consultant: gh2 Architects
- Budget: \$68,000 (previously identified \$202,000 Private funding has not been provided.)
- Agreement between Private Partner (Reed Community Foundation) and Parks Department has been approved. Partner will make repairs to the interior of the building, City will make repairs to the exterior of the building which will include roofing repair, fascia repair, and sidewalk repairs.
- Funding for improvements: \$5,018.12 (6008-017110) + \$102,087.03 (6009-017110) + \$70,594.19 (6009-067120) = \$177,699.34.
- Parks Maintenance has replaced water line to building.
- Roofing repair - \$20,400: complete / repair of sidewalks and steps - \$20,040: complete.
- **Amount expended = \$47,147.37 / Balance of funds = \$130,551.97**
- **Project is complete.**

### 2. McCLURE PARK SLIDE / PLUNGE POOL (147500-1)

- 7440 E. 7<sup>th</sup> Street – District 3
- 2014 Sales Tax – part of McClure Pool Reconstruction Project (\$406,000)
- Design on the renovated plunge pool and flume slide is 10% complete. Mylars received 11/5/18.
- Advertising for bids began November 16, 2018 with bids opening December 14, 2018.
- 2 contractors provided bids of \$538,466 and \$794,999 which are 51% and 122% over the estimated cost.
- The bids were rejected.
- Redesign began November 12, 2019 and is complete. Mylars were submitted on April 16, 2020.
- Advertising for bids began April 24, 2020 with bids opening on June 5, 2020.
- One bid was received at bid opening in the amount of \$572,536 which is over the estimated amount of \$390,129.40. The bid was rejected.
- **Slide manufacturer provided actual costs for the slide and its installation. Evaluation of contractor's bid costs continues to determine where additional costs were added to bids. Bid item descriptions are being revised for clarity.**

### 3. ZEIGLER PARK WATER PLAYGROUND (147190a)

- 3903 West Fourth Street – District 1
- 2014 Sales Tax (6014-5451101-005011147190)
- Budget: \$500,000 (\$60k in FY2016 AND \$440k in FY2017)
- Consultant: Alaback Design Associates
- Design Fees: \$45,780.90
- Design is complete – Mylars were submitted September 26, 2019.
- Advertising for bids began October 18, 2019 with bids opening November 15, 2019.
- The bid has been awarded to Magnum Construction at a cost of \$470,986.00.
- Construction contract approved on January 15, 2020.
- Pre-construction conference was held January 28, 2020.
- Construction began February 24, 2020.
- Punch List Inspection was held July 9, 2020.
- Water Playground was opened on August 25, 2020. **Contractor is to make additional repairs to the project that was damaged by vandals during construction.**

## **Parks STOC Report**

1/14/21

### 4. LANGENHEIM PARK PLAYGROUND AND SAFETY SURFACING (147520J)

- 4701 South Harvard Ave – District 9
- 2014 Sales Tax (6014-5455101-005011147520)
- Budget: \$275,000 (\$30k in FY2018 and \$245k in FY 2020)
- Consultant: LandPlan Consultants
- Design Fees: \$33,299.90
- Design contract approved August 6, 2018.
- Design began on August 23, 2018 – Preliminary Design review meeting was held December 21, 2018.
- **A privately funded playground was installed in 2016.**
- **Park Director is coordinating with City Councilor to reallocate the funding to another park location within that district in need of a new playground.**

### 5. MINSHALL PARK PLAYGROUND AND SAFETY SURFACING (147520L)

- 7404 South Kingston Ave – District 8
- 2014 Sales Tax (6014-5451101-005011147520)
- Budget: \$275,000 (\$30k in FY2018 and \$245K in FY2020)
- Consultant: LandPlan Inc.
- Design Fees: \$33,299.90
- Design began on August 23, 2018 – Preliminary Design review meeting was held December 21, 2018.
- **Neighborhood Association's desired improvements to the Park include trail repair, new benches along the trail, repairs to the gazebo floor slab, and dredging/cleanup of the pond. Stormwater Design is managing the design.**

### 6. PATRICK PARK PLAYGROUND AND SAFETY SURFACING (147520N)

- 5123 East Dawson Road – District 3
- 2014 Sales Tax (6014-5451101-005011147520)
- Budget: \$275,000 (\$30k in FY2018 and \$245K in FY2020)
- Consultant: LandPlan Inc.
- Design Fees: \$33,299.90
- Design began on August 23, 2018. Mylars were submitted December 4, 2019.
- Advertising for bids began December 27, 2019 and opened January 31, 2020.
- The bid has been awarded to Magnum Construction at a cost of \$479,999 for Patrick and Plaza playgrounds.
- Construction began on July 1, 2020.
- **Punch List Inspection was held on January 7, 2021.**
- **Completion of project is delayed from installing shade shelters that have been held up in the process due to COVID-19.**

### 7. PLAZA PARK PLAYGROUND AND SAFETY SURFACING (147520P)

- 1404 South 145<sup>th</sup> East Ave – District 6
- 2014 Sales Tax (6014-5451101-005011147520)
- Budget: \$275,000 (\$30k in FY2018 and \$245K in FY2020)
- Consultant: LandPlan Inc.
- Design Fees: \$33,299.90
- Design began on August 23, 2018. Mylars were submitted December 4, 2019.
- Advertising for bids began December 27, 2019 and opened January 31, 2020.
- The bid has been awarded to Magnum Construction at a cost of \$479,999 for Patrick and Plaza playgrounds.
- Construction began on July 1, 2020.
- **Punch List Inspection was held on January 7, 2021.**
- **Completion of project is delayed from installing shade shelters that have been held up in the process due to COVID-19.**

## **Parks STOC Report**

1/14/21

### 8.. McCLURE PARK PLAYGROUND AND SAFETY SURFACING (147520M)

- 7440 East 7<sup>th</sup> – District 3
- 2014 Sales Tax (6014-5451101-005011147520)
- Budget: \$275,000 (\$30k in FY2019 and \$245K in FY2021)
- Consultant: LandPlan Inc.
- Design Fees: \$33,299.90
- Design began on August 23, 2018.
- Design is complete – Mylars were submitted on July 25, 2002.
- Advertising for bids began July 31, 2020 with bids opening September 11, 2020.
- Contract has been awarded to Magnum Construction at a cost of \$427,747 for McClure and Penney
- Pre-Construction Conference was held December 7, 2020.
- **Construction began on December 28, 2020.**
- **Construction time is 150 calendar days.**

### 9. PENNEY PARK PLAYGROUND AND SAFETY SURFACING (147520O)

- 531 South 49<sup>th</sup> West Ave. – District 1
- 2014 Sales Tax (6014-5451101-005011147520)
- Budget: \$275,000 (\$30k in FY2019 and \$245K in FY2021)
- Consultant: LandPlan Inc.
- Design Fees: \$33,299.90
- Design is complete – Mylars were submitted on July 25, 2002.
- Advertising for bids began July 31, 2020 with bids opening September 11, 2020.
- Contract has been awarded to Magnum Construction at a cost of \$427,747 for McClure and Penney
- Pre-Construction Conference was held December 7, 2020.
- **Construction began on December 28, 2020.**
- **Construction time is 150 calendar days.**

### 10. REED PARK SWIMMING POOL RECONSTRUCTION (147120)

- 4333 S. Yukon Ave. – District 2
- 2014 Sales Tax (6014-5451101-005011147120)
- Budget: \$2,410,000 (\$300k in FY2019 AND \$2,110K in FY2021)
- Consultant: Alaback Design Associates
- Design Fees: \$299,986.04
- Design kick-off meeting held June 11, 2019.
- Design is complete –Mylars submitted on August 17, 2020
- Documents were submitted to State Health Department on Oct. 20, 2020, for approval.
- **Advertising for bids began December 11, 2020 and will open on January 29, 2021.**
- **Construction anticipated to begin March 2021 and be completed in March 2022.**

### 11. REED PARK WATER PLAYGROUND (147190)

- 4333 S. Yukon Ave. – District 2
- 2014 Sales Tax (6014-5451101-005011147190)
- Budget: \$500,000 (\$60k in FY2019 AND \$440K in FY2021)
- Consultant: Alaback Design Associates
- Design Fees: \$57,347.87
- Project is designed in conjunction with Reed Pool.
- Design is complete – Mylars submitted on August 17, 2020
- **Advertising for bids with Reed Pool.**
- **Advertising for bids began December 11, 2020 and will open on January 29, 2021.**
- **Construction anticipated to begin March 2021 and be completed in March 2022.**

## **Parks STOC Report**

1/14/21

### 12. CARL SMITH IMPROVEMENTS (147270)

- 17120 E. 21<sup>st</sup> Street – District 6
- 2014 Sales Tax
- Budget: \$185,000 (\$25,000 in FY2020 and \$160,000 in FY2021)
- Consultant: Method Architecture
- Design Fees: \$22,173.63
- Scope of work: HVAC improvements, flooring, painting, and roofing at Carl Smith Office, Concession, Restrooms, and Tournament Office.
- Design began October 30, 2019 – Mylars submitted on September 28, 2020.
- Project is designed in conjunction with Savage Improvements.
- **Advertising for bids began October 23, 2020 with bids opening December 11, 2020.**
- **3 Bids were received – the low bid was \$307,138 which was 20% over the project budget.**
- **The bids were rejected, and Value Engineering is being performed to reduce costs to re-bid this project.**

### 13. SAVAGE PARK IMPROVEMENTS (147230)

- 17800 E. 21<sup>st</sup> Street – District 6
- 2014 Sales Tax
- Budget: \$120,000 (\$15,000 in FY2019 and \$105,000 in FY2020)
- Consultant: Method Architecture
- Design Fees: \$22,173.63
- Scope of work: HVAC improvements, flooring, painting, and roofing at Savage Park Concession, Restrooms.
- Project is being designed in conjunction with Carl Smith Improvements.
- Design began October 30, 2019 – Mylars submitted on September 28, 2020.
- **Advertising for bids began October 23, 2020 with bids opening December 11, 2020.**
- **3 Bids were received – the low bid was \$307,138 which was 20% over the project budget.**  
**The bids were rejected, and Value Engineering is being performed to reduce costs to re-bid this project.**

### 14. WOODWARD PARK IMPROVEMENTS (147250)

- 2324 S. Rockford Ave. – District 4
- 2014 Sales Tax (147250.ArchEngr.)
- Budget: \$4,850,000 (\$870k in FY20 and \$3,980k in FY21)
- Consultant: LandPlan Consultants, Inc.
- Kick-off meeting was held June 10, 2020.
- **Programming / Master Planning underway.**
- **Steering Committee meetings began on November 4, 2020. 3 community meetings are anticipated to begin in February.**

### 15. BERRY PARK POOL RECONSTRUCTION (147300)

- 5002 N. Wheeling Ave. – District 1
- 2014 Sales Tax (147300.ArchEngr.)
- Budget: \$2,424,185
- Consultant: Alaback Design Associates
- **Design agreement scope of work continues being identified. City Councilor and Community outreach continues for the project with meetings beginning on January 20<sup>th</sup>.**

### 16. TULSA ZOO CARNIVORES (147150)

- 5701 East 36<sup>th</sup> Street North. – District 1
- 2014 Sales Tax and Private Funding
- Budget: \$8,000,000 (2014) + \$17,000,000 (Private) = \$25,000,000
- Consultant: WDM (contract is being prepared with TZMI)
- **Construction Manager to be selected.**



# Sewer, Stormwater, and Transportation

**Attendees:**

Paul McTighe  
Kathy Sebert  
Ashley Webb  
Karen O'Brien  
Renee Plocek





SALES TAX OVERVIEW COMMITTEE

## Water, Sewer, Stormwater and Transportation Subcommittee Meeting

### MINUTES

January 8, 2021

#### Members Present:

Paul McTighe  
Kathy Sebert  
Steve King  
Linda Jenkins  
Janae Bradford  
Ashley Webb  
Karen O'Brien  
Mareo Johnson

#### Others Present:

Doug Helt  
Anne Boyd  
Jarrod Moore  
Gary Hamer

### SEWER

#### **Fund 6009 – Total**

- **Spent to Date Amount is \$25,431**
- **Encumbered Amount is \$0**
- **Balance is \$3,487**

#### **Fund 6312 – Total**

- **Spent to Date Amount is \$3,000**
- **Encumbered Amount is \$0**
- **Balance is \$0**

#### **Fund 6315-6319 – Total**

- **Spent to Date Amount is \$19,510**
- **Encumbered Amount is \$0**
- **Balance is \$23**

## **WASTEWATER DESIGN**

Project No. ES 2006-02 – Spunky Creek Interceptor Main Stem North. Craig & Keithline is 100% complete with design phase of Contract 1. Utility Spec is 98% complete.

Project No. ES 2006-01 – Lower Bird Creek Plant Expansion, Black & Veatch is 100% complete with design.

Project No. SA 05-18 – Flatrock Interceptor West Extension – Professional Engineering consultants is 100% complete with design. McGuire Brothers is 100% complete in construction

If you have any questions call Aaron Johnson at 596-9564

## **TRANSPORTATION**

No updates.

## **STORMWATER**

Project No. 013110/053107 – Crow Creek Channel Rehab and Culvert Replacement – Tetra Tech - FHC was chosen to do the preliminary design. Preliminary design is complete. Design was halted at preliminary stage since the COE is studying this reach with the Arkansas River Study. The COE is presently pursuing funds to do aquatic restoration along this reach. A public meeting on this project was held on July 26, 2005. The COE and City entered into an agreement to continue the feasibility study for the eco restoration project in September 2010. COE determined an eco-restoration project is not feasible. Preliminary report has been delivered to CoT. COE will refund approximately \$35,000 for termination of cost share agreement by October 2016. Once received from USACE, residual funds to be used towards Crow Creek Bridge at Riverside Drive.

Project No. 013120 – Citywide Flood Control – Design is complete. Construction is complete.

Project No. 013150 – Fred Creek Southridge Drainage - Poe and Associates designed this project. Design is complete. Sherwood was the contractor. Construction is complete.

Project No. 013180/053102 – South Fork Joe Creek, Phase 2 and 3 – Garver Engineers are the engineers for this project. Design is complete. Crossland Heavy Contractors was the contractor. Construction is complete.

Project No. 013210 – Perryman Ditch Plan C, Phase 1 – Atkins Benham, Inc., designed this project. Becco Contractors was the contractor. Construction is complete.

Project No. 063100 – Jones Creek Tributary – This project addressed the erosion in the Moeller Heights reach of Jones Creek Tributary. Alexander Engineering with Mark Swift designed the project. The design is complete. Crossland was the contractor. Construction is complete.

Project No. 063101 – Fred Creek Drainage Improvements – Main Stem – This project is divided into three phases will address the erosion for this reach of Fred Creek. Phase 3 is the main stem of Fred Creek from Evanston to Harvard Avenues. Tetra Tech is the design engineer. The design is 95% complete. Phase 4 is the Main Stem from Harvard Avenue to Pittsburg including the East and West Tributaries up to 71<sup>st</sup> Street. Tetra Tech is the design engineer. The design for Phase 3 and 4 is complete. Phase 5 is the main stem from Pittsburg to Yale Avenue including the Urbana Tributary. Crafton, Tull, Spark & Associates designed the project. Design is complete. McGuire was the contractor for Phase 5 and Pittsburg sections. Construction is complete. Sleepy Hollow Phase construction is complete. Evanston Channel section opened on June 20, 2014. Becco is the contractor. Construction is complete. Guier Wood/Pebble Creek – final contract with Tetra Tech for final phase of project processing for signatures. Public meeting held April 19<sup>th</sup>. **Design is 95% complete.** Preliminary plans were received July 11, 2016. Public meeting held October 2016. Final plans received November 2016. **Project is currently advertising and is set to open March 31<sup>st</sup>.**

Project No. 063102 – Lower Mingo Creek – This project will address the silt at the BNSF Railroad bridge. Guy Engineering was the design engineer. Design is complete. Becco was the contractor. Construction is complete.

Project No. 063103 – Vensel Creek – Grupe Channel Repair – This project will address a permanent solution for the erosion at the end of the Grupe Channel. Meshek Engineering was the design engineer. Design is complete. TriStar was the contractor. Construction is complete.

Project No. 063104 – Vensel Creek – Phase 1 – This project will address the erosion between 88<sup>th</sup> and 84<sup>th</sup> Streets South. Benham was the design engineer. Design is complete. TriStar was the contractor. Construction is complete. LOMR was approved by FEMA.

Project No. 063106 & 148150 – Elm Creek /6<sup>th</sup> Street Drainage, Detention and Conveyance Improvement – This project will address the flooding in this area. Funding is for design and right-of-way acquisition. Guy Engineers is the design engineer. Concept design is 100% complete. Contract is routing for signatures for preliminary and final plans for the northwest detention pond facility. Will begin ROW acquisition for northwest pond. **Kick-off meeting held in January 2017. Design team is working through finalizing pond layout and survey/geotech.**

Project No. 063107 – East Tulsa/ Fair Oaks Master Drainage plan and City wide MDP Update – This project will develop master drainage plans as stated. Meshek Engineers developed the plan. The plan is complete.

Project No. 143001 – Levee District #12 Rehabilitation. Project will consist of 3 parallel design paths with participation by CoT, Sand Springs, and Levee District. 1) SWIF levee program; 2) FEMA accreditation/certification; 3) USACE feasibility study. AMEC was selected as the consultant. **Intergovernmental agreement in process between Levee District #12, Tulsa, Sand Springs, and Tulsa County for Phase 1. Phase 2 is feasibility study after USACE has executed a Feasibility Cost Share Agreement and will be an amendment to the contract.**

Project No. 053101 – Fred Creek Drainage Improvements from S. Lewis Ave. to S. Evanston Ave. – This project addressed the erosion and replace the Evanston bridge structure for this reach of Fred Creek. Tetra Tech was the design engineer. The design contract is complete. Crossland Heavy Contractors was the contractor. Construction is complete. Phase 2 construction is complete.

Project No. 013180/053102 – South Fork Joe Creek, Phase 2 and 3 – See above in 013180.

Project No. 053103 – Fry Ditch No. 2, Mill Creek Pond Channel/Mill Creek Pond Subdivision Channel – This project addressed the erosion for this reach of Fry Ditch No. 2. Benham was the engineer. Design is complete. RL Hensley was the contractor. Construction is complete.

Project No. 053104 – Joe Creek Channel Rehabilitation – E. 61st St. S. to Arkansas River. The COE is doing an 1135 aquatic ecosystem restoration project on this section of the creek. The funds were used as matching funds for the COE project. Construction is complete.

Project No. 053104- Phase 3 – Joe Creek Channel Rehabilitation – 48<sup>th</sup> St – 61<sup>st</sup> St. The project consists of slope wall repairs, crack sealing, & sanitary sewer creek crossing repairs. Guy Engineering is consultant. Contract was approved June 2016. Conceptual plans were received in July 2016. Joe Creek repair project tabled for future funding. Residual funding was used toward Joe Creek Trail Proj. 914411-20U. Joe Creek Trail is complete. Construction is complete.

Project No. 053105 – Joe Creek – 53rd & Lewis Drainage Improvements – E. 53rd St. S., S. Lewis Ave. to Joe Creek. This project constructed inlets, storm sewer pipe and ancillary street improvements in the project area. Dewberry Design Group was the engineer. Design is complete. Tri-Star Construction, LLC was the contractor. Construction is complete.

Project No. 053106 – Jones Creek –Storm sewer, Channel and Bridge Improvements. This project is in the vicinity of S. 71st E. Ave. between E. 17th St. S. and E. 18th St. S. This project constructed storm sewer, channel rehabilitation and a bridge in the project area. Alexander was the engineer. Design is complete. Ira M Green was the contractor. Construction is complete.

Project No. 013110/053107 – Crow Creek Channel Rehab and Culvert Replacement – Crow Creek Improvements to be paired with public improvement portion of phase 2 of the Gathering Place – Crow Creek widening. Design engineer TBD, pending phase 1 completion timeframe. All funding was utilized towards the currently under construction Crow Creek bridge on Riverside.

Project Nos. 053204 – 053207 – Concrete Channel Repair/Rehabilitation Citywide. These projects are in several locations throughout the city and mainly consist of doing joint repair and concrete repair of panels. Meshek Engineers was the engineer. The design is complete. Construction is complete.

Project No. 053301 – Swan Travis Park – Swan Lake at 1800 S. Utica Ave. Swan Lake leaking out the 66" elliptical pipe. This project repaired and sealed the joints to eliminate the leaking. Hood Engineers was the engineer. Design is complete. Sherwood was the contractor. Construction is complete.

If you have any questions, please call 596-9498.

Thanks,  
Brooke Caviness  
March 13, 2020

CITY OF TULSA, OKLAHOMA  
 SALES TAX OVERVIEW COMMITTEE  
 STORMWATER PROJECTS STATUS REPORT

Design & Construction as of:

01/01/21

DESIGN							CONSTRUCTION					
Budget Number	Project Description	Estimated Start Date	Currently Anticipated Completion Date	Engineer	Contract Amount	Pct. Compl.	Adv or Contract Award Date	Currently Anticipated Completion Date	Contractor	Contract Amount	Pct. Compl.	
<b>FUND 401 - 2001 SALES TAX</b>												
013110	Crow Creek Channel Rehab & Culvert Replacement	Oct-01	Jan-05	FHC	\$136	100%						
013120	Citywide Flood Control											
A11	Stormsewer Facility Repair and Construction											
	Joe Creek - 4154 E 48th St	Jul-03	Jun-12	CGA	\$71	100%	Sep-12	Jul-13	Becco	\$3,029	100%	
	Storm sewer rehab											
	Urgent Small Drainage Projects											
	Small drainage projects											
C8	Concrete Channel Rehabilitation											
	City wide channel rehab											
+	Channel Erosion and Stabilization											
	Detention Facility Rehabilitation											
	Citywide Floodplain Acquisition											
	Flood control project engineering & inspection											
* 013150	Fred Creek Southridge Drainage	Design funded in 6007-966129					100%	Jan-05	Apr-06	Sherwood	\$9,595	100%
013180	South Fork Joe Creek Channelization Phase 2 (56th & Harvard to 61st & Yorktown)	Sep-01	Oct-05	Garver	\$561	100%	Sep-08	May-10	Crossland	\$11,897	100%	
+ 013210	Perryman Ditch Plan C, Phase 1	Sep-01	Nov-02	Atkins/ Benham	\$126	100%	Feb-03	Sep-03	Becco	\$374	100%	
<b>TOTAL FUND 401 (6008) INCOMPLETE PROJECTS</b>												
+ 013210	Remainder of Funding in 6010											
* 013210	Partial funding from other sources											
<b>FUND 402 - SALES TAX</b>												
063100	Jones Creek Tributary	Jul-09	Jan-12	Alexander	\$144	100%	Jul-12	Feb-13	Crossland	\$1,362	100%	
063101	Fred Creek Drainage Improvements - Main Stem: Evanston to Harvard, Harvard to Yale, Urbana Tributary, West Tributary (South of 71st), East Tributary (South of 71st)	Jul-09	Jan-12	TetraTech/ Crafton, Tull, Sparks, & Ass.	\$839	100%	Oct-12	Sep-13	McGuire	\$3,291	100%	

CITY OF TULSA, OKLAHOMA  
 SALES TAX OVERVIEW COMMITTEE  
 STORMWATER PROJECTS STATUS REPORT

Design & Construction as of:

01/01/21

DESIGN							CONSTRUCTION				
Budget Number	Project Description	Estimated Start Date	Currently Anticipated Completion Date	Engineer	Contract Amount	Pct. Compl.	Adv or Contract Award Date	Currently Anticipated Completion Date	Contractor	Contract Amount	Pct. Compl.
	Fred Creek Phase 3-B - 72nd & Sleepy Hollow						Jul-13	Feb-14	Crossland	\$3,242	100%
	Fred Creek Phase 3-C - Evanston Ave						Oct-14	Apr-16	Becco	\$4,582	100%
	Fred Creek Phase 3-D - Pebble Creek/Guierwoods	Apr-16	Apr-17	TetraTech	\$191	100%	Mar-17	Dec-19	Crossland	\$3,696	100%
063102	Lower Mingo	Jul-11	Jul-12	Guy	\$85	100%	Apr-13	13-Sep	Becco	\$674	100%
063103	Vensel Creek - Grupe Channel Repair	Jul-10	Jan-12	Meshek	\$135	100%	Jun-12	12-Dec	Tri-Star	\$1,542	100%
063104	Vensel Creek - Phase 1 (vicinity of 88th St. S. to 84th St. S.)	Jul-10	Jul-12	Benham	\$315	100%	Jun-13	Jul-14	Tri-Star	\$3,056	100%
063106	Elm Creek/ 6th Street Drainage, Detention and Conveyance Improvement (Design and Right-of-Way Acquisitions)	Jul-07	Jul-10	Guy	\$586	100%					
063107	East Tulsa/Fair Oaks Master Drainage Plan and Citywide MDP Updates	Jul-11	Jul-12	Meshek	450	100%					
063108	Citywide Channel Erosion and Stabilization	Jul-07	Jul-08								
063109	Engineering and Inspection	Jul-07	Jul-08								
<b>TOTAL FUND 402 (6009) INCOMPLETE PROJECTS</b>											
<b>FUND 403 - ADVANCE FUNDED SALES TAX</b>											
013210	Perryman Ditch Plan C, Phase 1										
013220	Rose Dew Channel & Crossing	Sep-01	Aug-06	DTA		100%	Feb-07	Nov-07	Becco	\$537	100%
<b>TOTAL FUND 402 (6010) INCOMPLETE PROJECTS</b>											
<b>FUND 405 - 2014 SALES TAX</b>											
143001	Levee District #12 rehabilitation	May-15	Oct-21	Meshek/ AMEC/ USACE	\$599	70%					

CITY OF TULSA, OKLAHOMA  
 SALES TAX OVERVIEW COMMITTEE  
 STORMWATER PROJECTS STATUS REPORT

Design & Construction as of:

01/01/21

DESIGN							CONSTRUCTION				
Budget Number	Project Description	Estimated Start Date	Currently Anticipated Completion Date	Engineer	Contract Amount	Pct. Compl.	Adv or Contract Award Date	Currently Anticipated Completion Date	Contractor	Contract Amount	Pct. Compl.
148150	Phase I - Pearl District Flood Control & Redevelopment	Jan-17	May-19	Guy	\$646	60%					
<b>TOTAL FUND 405 (6014) INCOMPLETE PROJECTS</b>											
<b>FUNDS 4250-4255 - 2005 GENERAL OBLIGATION BOND ISSUES</b>											
	Capital Stormwater Projects										
053101	Fred Creek - Lewis to Evanston	Sep-05	Feb-07	TetraTech	\$1,007	100%					
	Phase 1						Oct-07	Apr-09	Crossland	\$5,312	100%
	Phase 2						Sep-08	Jun-09	Paragon	\$7,339	100%
053102	South Fork Joe Creek - Ph 3	Sep-01	Oct-05	Garver	\$561	100%	Sep-08	May-10	Crossland	\$11,897	100%
053103	Fry Ditch/Mill Creek Pond Ch	Feb-07	Feb-09	Benham	\$261	100%	Jul-09	Jul-10	RLHensley	\$1,551	100%
053104	Joe Creek Channel Rehab	Sep-05	Jan-06	CGA		100%	Mar-07	Dec-07	Becco	\$1,079	100%
153120	Joe Creek Rehab Ph III	May-16	May-18	GUY	\$50	95%	Sep-18	Jun-19	Daris	\$859	95%
053105	Joe Creek - 53rd & Lewis	Feb-08	Apr-09	Dewberry	\$184	100%	May-11	Dec-11	Tri-Star	\$1,769	100%
053106	Jones Creek - S. 71st E Ave	Feb-07	Apr-09	Alexander	\$146	100%	Dec-09	Nov-10	Ira M Green	\$1,397	100%
053107	Crow Creek Ch Rehab	Sep-05	Sep-06	TetraTech							
	Concrete Channel Repair/Rehabilitation - Citywide										
053204	Sugar Creek	Feb-08	Apr-09	Meshek	\$41	100%	Oct-09	Jul-10	Earth Smart	\$729	100%
053206	Joe Creek	Feb-08	Apr-09	Meshek	\$33	100%	Oct-09	Jul-10	Iram Green	\$366	100%
053207	Little Joe Creek (Mainstem)	Feb-08	Apr-09	Meshek	\$26	100%	Mar-13	Mar-13	Crossland	\$321	100%
	Small Drainage Projects										
053301	Swan Travis Park - Swan Lake	Feb-08	Apr-09	Hood	\$48	100%	Oct-09	Feb-10	Sherwood	\$381	100%
053001	Flood Control Gen Eng/Ins Ser										
144104	Riverside Drive & Related Projects (Swan Creek)						Mar-15	Jul-16	Manhattan Road & Bridge	\$4,350	100%
<b>TOTAL FUNDS 4250-4255 (6315 - 6319) INCOMPLETE PROJECTS</b>											



**CITY OF TULSA, OKLAHOMA  
SALES TAX OVERVIEW COMMITTEE  
TRANSPORTATION PROJECTS STATUS REPORT**

Design & Construction as of:

01/01/21

DESIGN							CONSTRUCTION				
Budget Number	Project Description	Estimated Start Date	Currently Anticipated Completion Date	Engineer	Contract Amount	Pct Compl	Adv or Contract Award Date	Currently Anticipated Completion Date	Contractor	Contract Amount	Pct Compl
<b>FUND 401 - 2001 SALES TAX</b>											
* ** 966120	Gilcrease Expressway Extension West - Tisdale Parkway to I-44 (Local Match) Tisdal to 41st St. West	Design funded from other sources				95%	Dec-09	May-11	Plains/Tres/Unit	\$13,091	99%
<b>TOTAL FUND 401 INCOMPLETE PROJECTS</b>											
+ Remainder of Funding provided in 6010											
* Partial funding from other sources											
~ Funded in Vision 2025 program											
** Difference paid by Federal and State sources											
* Part of Becco's FY 04 street cuts contract											
† One contract for \$1,794,000											
†† Total contract with Becco is \$4,448,000 for stormwater project 993311 & street projects 6008-014180 & 6312-994526											
<b>FUNDS 402 - SALES TAX</b>											
064101	41st Street South - Garnett Road to 129th East Avenue (Design)	Dec-15		BKL	\$465	90%	No construction funds currently scheduled				
064105	Peoria Avenue - 61st Street South to Riverside Parkway (Design)	Jan-14		BKL	\$800	70%	No construction funds currently scheduled				
064106	Garnett Road - 11th Street South to I-244 (Design)	Mar-15	Dec-16	C & K	\$500	100%	No construction funds currently scheduled				
064107	Mingo Road - 71st Street South to 81st Street South (Design)	Jun-14	Aug-16	Leidos	\$500	95%	Aug-19	Mar-21	APAC	\$7,431	72%
064108	Pine Street - Memorial Drive to Mingo Road (Design)	May-14	Feb-20	Garver	\$449	80%	No construction funds currently scheduled				
064111	91st Street South - Memorial Drive to Mingo Road (Complete Design and Right-of-Way Acquisitions)	Design funded from other sources		Breisch		60%	Re-design funded through Vision Construction funded through IOT2				
966120	Gilcrease West Expressway from Tisdale Expressway to Edison			Tetra Tech		95%	Dec-09	May-11	Plains/Tres/Unit	\$13,091	99%
064093	City Match for Federal, State or County Projects			Various							
064004	Traffic Signal Synchronization			Various							
064003	Traffic Signalization, Lighting and Safety Improvements			Various							

CITY OF TULSA, OKLAHOMA  
 SALES TAX OVERVIEW COMMITTEE  
 TRANSPORTATION PROJECTS STATUS REPORT

Design & Construction as of:

01/01/21

DESIGN							CONSTRUCTION				
Budget Number	Project Description	Estimated Start Date	Currently Anticipated Completion Date	Engineer	Contract Amount	Pct Compl	Adv or Contract Award Date	Currently Anticipated Completion Date	Contractor	Contract Amount	Pct Compl
064002	<b>Residential Streets - Major Rehabilitation</b>										
i	Maintenance Zone 6140: Summerfield: E. 36th St. S. form S. 136th E. Ave. to S. 145th E. Ave. Phase II	May-09	Feb-10	COT	\$0	70%	Apr-21			\$500	
o	Sidewalks - Citywide			City							
q	Routine and Preventive Maintenance - Citywide										
r	Re-Inspection Pavement Management System (PMS) - Non-Arterial			Poe		100%					
064060	Bridge Replacement										
064062	Bridge Rehabilitation/Repair, Citywide										
914411	Trail System Improvements Matching Funds										
144104	Riverside Drive & Related Projects			HNTB		100%					
<b>TOTAL FUND 402 INCOMPLETE PROJECTS</b>											
<b>FUND 403 - ADVANCE FUNDED SALES TAX</b>											
014160	Arterial Street Rehab										
14K	81st - US 169 to Garnett										
	Traffic Signal Installation and Modification										
	Street Project Engineering and Inspection Intersections										
144104	Riverside Drive & Related Projects			HNTB		100%					
<b>TOTAL FUND 403 INCOMPLETE PROJECTS</b>											
<b>FUND 404 - SPECIAL TEMPORARY SALES TAX FUND(2008)</b>											
104010	Citywide - Arterial Sidewalk Repair and Construction										
104015	Citywide - Non-Arterial Rehabilitation and Reconstruction										
104016	Citywide - Non-Arterial Sidewalk Repair And Construction										
104017	Arterial Street Rehab										
i	Harvard Ave. - Admiral Blvd. to Pine St.	Jun-12	May-17	Meshek	\$390	95%	Mar-18	Dec-18	Becco	\$3,529	100%

CITY OF TULSA, OKLAHOMA  
 SALES TAX OVERVIEW COMMITTEE  
 TRANSPORTATION PROJECTS STATUS REPORT

Design & Construction as of:

01/01/21

DESIGN							CONSTRUCTION				
Budget Number	Project Description	Estimated Start Date	Currently Anticipated Completion Date	Engineer	Contract Amount	Pct Compl	Adv or Contract Award Date	Currently Anticipated Completion Date	Contractor	Contract Amount	Pct Compl
j	Lewis Ave. - 21st St. S. to 11th St. S.	Jun-12	Jul-14	C & K	\$353	95%	Mar-18	Dec-18	Tri-Star	\$4,720	100%
l	Memorial Dr. - 21st St. S. to 11th St. S.	Aug-12	Dec-13	BKL	\$352	95%	Jul-19	Jul-21	Grade Line		65%
o	Pine St. - Yale Ave. to Sheridan Rd.	Aug-12	Aug-17	Dewberry	\$467	95%	Aug-20	Jun-22	Becco		23%
	Intersections										
af	Pine St. - Yale Ave. Intersection	Jan-13	Aug-13	HRAOK	\$247	95%	Aug-20	Jun-22	Becco		23%
<b>104020</b>	Citywide - Arterial Routine and Preventive Maintenance										
<b>104021</b>	Citywide - Non-Arterial Routine And Preventive Maintenance										
<b>104022</b>	Citywide - General Engineering / Testing / Inspection										
<b>TOTAL FUND 404 INCOMPLETE PROJECTS</b>											
<b>FUND 405 - SALES TAX FUND (2014)</b>											
<b>144017</b>	<b>Arterial Street Rehab</b>										
a	Charles Page Blvd. - 33rd W. Ave. to 25th W. Ave.	Jun-15	Sep-17	Tetra Tech	\$206	95%					
b	49th W. Ave. - Edison St. to Charles Page Blvd.	May-18	Apr-19	CEC	\$165	80%					
c	Utica Ave. - Pine St. to Admiral Blvd.	Nov-15	Apr-16	CEC	\$528	60%					
d	Lewis Ave. - 36th St. N. to Apache St.	Jun-18	Dec-18	Cyntergy	\$118	95%					
e	Southwest Blvd. - W. 23rd St. to W. 31st St.	Dec-16	Sep-17	Dewberry	\$300	90%					
f	Southwest Blvd. - W. 31st St. to W. 40th St.	Dec-16	Sep-17	Dewberry	\$315	90%					
g	Union Ave. - Southwest Blvd. to W. 41st St.	May-15	Sep-17	Dewberry	\$158	95%					
h	Union Ave. - W. 51st St. to W. 61st St	Jun-15	Aug-17	Garver	\$157	95%			Ellsworth	\$1,598	
j	Pine St. - Harvard Ave. to Yale Ave.	May-18	Apr-19	Benham	\$289	90%					
k	Admiral Pl. - Lewis Ave. to Harvard Ave.	Jan-18	Aug-18	BKL	\$253	90%					
l	Admiral Pl. - Harvard Ave. to Yale Ave.	Nov-16	Jul-17	Poe	\$325	95%	Jul-20				
m	Sheridan Rd. - Apache St. to Pine St.	Nov-15	Sep-17	AAB	\$156	95%					
o	Mingo Rd. - 36th St. N. to Pine St.	Nov-16	Nov-17	McClelland	\$727	95%	Mar-19	Sep-21	Becco	\$8,435	85%
p	Mingo Rd. - Admiral Blvd. to 11th St.	Oct-18	Aug-09	Wallace	\$89	90%					
q	11th St. - 89th E. Ave. to Mingo Rd.	Feb-15	Nov-15	CEC	\$162	100%	Apr-19	Oct-19	Ellsworth	\$1,631	100%
r	15th St. - Peoria Ave. to Lewis Ave.	May-15		Garver	\$248	95%	Sep-19	Nov-20	Crossland	\$3,094	100%
s	15th St. - Lewis Ave. to Harvard Ave.	Jan-17	Oct-17	Garver	\$302	90%	Sep-20				
t	Peoria Ave. - Admiral Blvd. to 11th St.	May-18	Feb-19	MARQUARDT	\$214	90%					
u	Peoria Ave. - 11th St. to 21st St.	Feb-16	Nov-16	MARQUARDT	\$252	90%					

**CITY OF TULSA, OKLAHOMA  
SALES TAX OVERVIEW COMMITTEE  
TRANSPORTATION PROJECTS STATUS REPORT**

Design & Construction as of:

01/01/21

DESIGN							CONSTRUCTION				
Budget Number	Project Description	Estimated Start Date	Currently Anticipated Completion Date	Engineer	Contract Amount	Pct Compl	Adv or Contract Award Date	Currently Anticipated Completion Date	Contractor	Contract Amount	Pct Compl
v	Utica Ave. - Admiral Blvd. to 11th St.	Nov-19	Aug-20	C&K	\$317	50%					
w	Utica Ave. - 11th St. to 15th St.	Dec-16	Jul-17	BKL	\$224	90%	Oct-20				
x	Harvard Ave. - 15th St. to 21st St.	Sep-19	Jul-20	Garver	\$245	80%					
y	Harvard Ave. - 21st St. to 31st St.	Apr-18	Apr-19	Poe	\$469	92%					
z	21st St. - Yale Ave. to Sheridan Rd.	May-18	Mar-19	CEC	\$259	90%					
aa	31st St. - Yale Ave. to Sheridan Rd.	Aug-19	May-20	HNTB	\$237	90%					
ac	41st St. - Sheridan Rd. to Memorial Dr.	Apr-18	Jan-19	CGA	\$262	90%					
ad	Memorial Dr. - 21st St. to 31st St.	Nov-15	Jun-16	BKL	\$289	98%	Jul-19	Jul-21	Grade Line	\$5,086	65%
ae	51st St. - Mingo Rd. to Garnett Rd.	Apr-18	Jun-19	Garver	\$234	90%					
af	71st St. - Memorial Dr. to Mingo Rd.			COT		85%	Nov-20				
ag	91st St. - Mingo Rd. to Hwy 169.			COT		100%	May-20	Aug-20	Becco		100%
ah	Memorial Dr. - 81st St. to 91st St.	Sep-17	Mar-18	Marquardt	\$129	92%			Crossland Heavy	\$2,987	
ai	Memorial Dr. - 91st St. to Creek Tpk.	Jun-15	Dec-15	Marquardt	\$58	95%			Crossland Heavy		
aj	Sheridan Rd. - 91st St. to 101st St.	Apr-18	Jun-19	HUB	\$84	95%					
al	Harvard Ave. - 41st St. to 51st St.	Apr-18	Dec-18	PEC	\$236	65%					
am	36th St. N. - Mingo Rd. to Hwy 169	Jun-18	Apr-19	McClelland	\$301	90%					
an	Downtown Arterial Streets	May-15	Aug-15	Poe	\$923	70%					
	Phase 4 - Boulder/1ST to 10th		May-17	Poe		95%	Jan-19	Apr-20	Becco	\$4,415	100%
ao	Phase 5 - 6th Street / 7th Street		Jul-17	Poe		95%	Apr-20	Feb-21	Crossland	\$4,663	52%
ao	Phase 6 - Detroit / 7th Street/ 8th Street		Aug-17	Poe		75%					
ao	Phase 7 - Cheyenne		Jan-18	Poe		50%					
ap	Pine St. & MLK Jr. Blvd Intersection	May-08	Feb-19	CP&Y	\$117	98%					
aq	Pine St. & Peoria Ave. Intersection	Jun-17	Jun-18	Schemmer	\$135	90%					
ar	Pine St. & Lewis Ave. Intersection	Mar-17	Aug-17	Wallace	\$75	95%					
as	41st St. & Union Ave. Intersection	May-15	Sep-19	Dewberry	\$158	99%					
at	51st St. & Union Ave. Intersection			Garver		0%					
av	36th St. N. & Mingo Rd. Intersection	Nov-16	Nov-17	McClelland	\$727	95%	Aug-19	Sep-21	Becco		85%
aw	Admiral Blvd. & Lewis Ave. Intersection	Dec-17	Aug-18	BKL	\$250	90%					
ax	11th St. & Utica Ave. Intersection	Dec-16	Jul-17	BKL	\$224	90%	Oct-20				
ay	21st St. & Peoria Ave. Intersection			MARQUARDT							
az	21st St. & Memorial Dr. Intersection	Nov-15	Apr-16	BKL	\$289	98%	Jul-19	Jul-21	Gradeline		65%
ba	51st St. & Mingo Rd. Intersection	Apr-18	Mar-19	Garver	\$234	90%					
bb	71st St. & Sheridan Rd. Intersection	Mar-17	Nov-17	Cynergy	\$99	95%					
bd	71st St. & Memorial Dr. Intersection			COT		70%	Nov-20				
be	81st St. & Memorial Dr. Intersection	May-17	Dec-17	Benham		95%	Mar-21		Becco	\$13,875	
bf	61st St. & Yale Ave. Intersection	Dec-16	Aug-17	C&K	\$77	95%			Crossland	\$1,747	

**CITY OF TULSA, OKLAHOMA  
SALES TAX OVERVIEW COMMITTEE  
TRANSPORTATION PROJECTS STATUS REPORT**

Design & Construction as of:

01/01/21

DESIGN							CONSTRUCTION				
Budget Number	Project Description	Estimated Start Date	Currently Anticipated Completion Date	Engineer	Contract Amount	Pct Compl	Adv or Contract Award Date	Currently Anticipated Completion Date	Contractor	Contract Amount	Pct Compl
144020	Citywide Non-Arterial Routine and Preventive Maintenance										
144101	Widen Yale Avenue, 81st St. to 91st Street South	Jun-15	Jul-17	Benham	\$600	95%					
144102	Widen 81st Street South, Sheridan Road to Memorial Drive	Sep-16	May-18	Benham	\$950	95%	Mar-21		Becco	\$13,875	
144103	Widen Yale Avenue, 96th St. South to 101st St. South	Aug-16	Jul-17	CEC	\$200	95%	Mar-20	Dec-21	Becco	\$8,752	37%
144105	Widen 25th W. Ave., Edison to Apache (design)			Meshek							
144108	Widen Pine Street, Mingo to U.S. 169 (design)										
144120	Gilcrease Expressway Local Match										
144063	Bridges - Replacement and Rehabilitation Programs										
a	Bridge No. 275 - 10100 E. 36th St. N.	Jun-18	Dec-19	McClelland		60%					
g	Bridge No. 250 - 11200 E. 11th St.	Jun-15	Dec-15	Cowen	\$39	95%			Becco	\$693	100%
h	Bridge No. 247 - 9200 E. 11th St.	Jun-15	Dec-15	Cowen	\$39	95%			Becco	\$693	100%
k	Bridge No. 401 - 3800 S. Memorial Dr.	Jun-15	Dec-15	Cowen	\$39	95%	Sep-19	Feb-20	Becco	\$693	100%
s	Bridge No. 333 - 1300 S. 177th E. Ave.	Jun-20	Oct-20	CP&Y		30%					
u	Bridge No. 209 - 3000 N. Mingo Rd.	Nov-16	Nov-17	McClelland	\$727	60%					
x	Bridge No. 222 - 3200 S. Peoria Ave.	May-18	Jul-19	Garver	\$227	80%					
144094	ODOT Rehabilitation and Replacement Program										
144003	Citywide guardrail replacement										
144004	Citywide traffic signalization										
144005	Roadway, pedestrian, and decorative lighting replacement										
144006	Signing, pavement marking and delineation										
144007	Traffic calming										
144008	Traffic signal installation, modification, and safety improvements										
144009	Traffic signal pole replacement										
144010	Creek Turnpike Trail pedestrian bridge over Memorial Dr. (\$200,000 for study only)										
144011	GPS emergency vehicle preemption system (approx. 30 intersections)										

**CITY OF TULSA, OKLAHOMA  
SALES TAX OVERVIEW COMMITTEE  
TRANSPORTATION PROJECTS STATUS REPORT**

Design & Construction as of:

01/01/21

DESIGN							CONSTRUCTION				
Budget Number	Project Description	Estimated Start Date	Currently Anticipated Completion Date	Engineer	Contract Amount	Pct Compl	Adv or Contract Award Date	Currently Anticipated Completion Date	Contractor	Contract Amount	Pct Compl
144109	Citywide ADA Transition Plan Implementation (Minimum for 30-Year Schedule - High and Medium Priority Needs)	Feb-16	Aug-18	BKL	\$639	90%					
	ADA Transition Plan - Package #1		Sep-17			95%	Mar-20	Nov-20	Daris	\$1,642	99%
	ADA Transition Plan - Package #2					90%					
	ADA Transition Plan - Package #3					70%					
144093	Citywide Matching Funds										
144018	Bicycle/Pedestrian Master Plan Implementation			Garver							
144019	IDL Entrance Rehabilitation (1st, 7th, and 8th Streets; signals at 1st and Greenwood)	see ao 144017		POE	\$1	60%					
<b>TOTAL FUND 405 INCOMPLETE PROJECTS</b>											
<b>FUNDS 4250-4255 2005 GENERAL OBLIGATION BOND ISSUES</b>											
054041	Citywide Routine/Preventive Maint										
	Arterial Streets Widening - Engineering and Partial ROW										
054050	51st - Garnett to BA Expr (Eng/Dsn)	Feb-08	Oct-08	C & K	\$300	65%	No construction funds currently scheduled.				
054051	61st - Peoria Int/Riverside Dr. to Peoria			DTA					See 064110		
054052	81st - Memorial to Mingo; Sheridan to Memorial (Engr. & Design)	Jun-06	Apr-08	Benham	\$400	95%	Jun-09		See 064102		
054053	91st - Memorial to Mingo (Engr/Dsn)	Jan-08	Dec-08	Breisch	\$386	100%	ROW Acquisition				
054054	91st - Sheridan Inter (Final Design)	Mar-06	Apr-09	DDG	\$269	100%	Construction funded in 2006 S. T.			See 064104	
054055	129th - 31st to 41st (Engr. & Design)	Feb-06	Feb-12	DTA	\$400	100%	Construction funded in 2006 S. T.			See 064109	
054056	Delaware - 81st to 91st (Engr. & Dsn.)	Jan-08	Dec-08	BKL	\$456	100%	No construction funds currently scheduled.				
054057	Yale - 81st to 91st (Prelim Design)	Feb-06	Feb-07	Benham	\$300	100%	Advertised December 2020				
104023	Lewis Ave. - 11th to 21st	Jun-12		C&K	\$353	100%	Mar-18	Dec-18	TriStar	\$4,726	100%
054093	City Match for Federal/State projects.										
054002	Citywide Routine and Preventive Rehabilitation										
054003	Sidewalk Repair/Const (Citywide)										
054004	Traffic Calming Devices										
054001	Transportation Gen Eng/Insp Serv										
<b>TOTAL FUNDS 4250-4255 INCOMPLETE PROJECTS</b>											
<b>FUNDS 4260-4266 - 2008 STREETS GENERAL OBLIGATION BOND</b>											
<b>Streets, Expressways, Sidewalks, Lighting, Traffic Calming</b>											
Arterial Street Rehabilitation and Citywide Projects:											
104009	Citywide-Arterial Rehab & Reconstruction										

**CITY OF TULSA, OKLAHOMA  
SALES TAX OVERVIEW COMMITTEE  
TRANSPORTATION PROJECTS STATUS REPORT**

Design & Construction as of:

01/01/21

DESIGN							CONSTRUCTION				
Budget Number	Project Description	Estimated Start Date	Currently Anticipated Completion Date	Engineer	Contract Amount	Pct Compl	Adv or Contract Award Date	Currently Anticipated Completion Date	Contractor	Contract Amount	Pct Compl
104010	Citywide-Arterial Sidewalk Repair & Construction										
104011	Citywide - Trails										
104012	Citywide - Railroad Crossings										
104013	Citywide - Local Match										
104014	Citywide-Gen.Engineering/Testing Inspection										
	Non-Arterial Rehabilitaiton and Citywide Projects.										
104107	Maintenance Zone 1007	May-13	May-15	BKL	\$557	99%	Nov-18	Apr-21	Becco	\$7,500	98%
104944	Maintenance Zone 9044	Oct-19	Jan-20	Meshek	\$41	95%		May-21	Tri-Star	\$3,575	17%
104015	Citywide Non-Arterial Rehab & Reconstruction										
104016	Citywide Non-Arterial Sidewalk Repair and Construction										
104000	Bond Issuance Costs										
104039	Harvard Ave. - Admiral Blvd. to Pine St.	Jun-12	May-13	Meshek	\$312	95%	Mar-18	May-19	Becco	\$3,529	100%
104041	Memorial Dr. - 21st St. S. to 11th St. S.	Aug-12	Dec-13	BKL	\$352	95%	Jul-19	Jul-21	Becco		65%
104043	Pine St. - Yale Ave. to Sheridan Rd.	Aug-12	Mar-13	Dewberry	\$467	95%	Jul-20	Jun-22	Becco	\$4,587	23%
144023	Citywide - Arterial Routine & Preventative Maintenance										
144022	Citywide-Art/Non-Art Routine & Preventative Maintenance										
104053	Pine St. - Yale Ave. Intersection	Jan-13	Aug-13	Dewberry	\$247	100%		2015			100%
104054	Citywide - General Engineering / Testing / Inspection										
<b>TOTAL FUNDS 4260-4266 - 2008 Streets General Obligation Bond</b>											
<b>FUNDS 4270-4273 - 2014 STREETS GENERAL OBLIGATION BOND</b>											
<b>Streets, Expressways, Sidewalks, Traffic Calming</b>											
Arterial Street Rehabilitation and Citywide Projects:											
144200	36th St. - N. MLK Jr. Blvd. to Peoria Ave.	Jun-15	Mar-20	PEC	\$232	75%	12/1/20.				
144201	Apache St. - MLK Jr. Blvd. to Peoria Ave.	Nov-14	Aug-15	MESHEK	\$267	95%	Mar-19	Nov-19	Crossland	\$3,380	100%
144202	Apache St. - Peoria Ave. to Lewis Ave.	Aug-16	Mar-17	C&K	\$500	98%					
144203	W. 41st St. S. - 41st W. Ave. to S. 33rd W. Ave.	Sep-14	Aug-15	DEWBERRY	\$175	95%					
144204	S. 33rd W. Ave. - 41st St. to 51st St.	Sep-14	Aug-15	DEWBERRY	\$275	95%					
144205	Apache St. - Lewis Ave. to Harvard Ave.	Sep-14	Sep-15	GUY	\$210	80%	Feb-21				
144206	11th St. - Peoria Ave. to Utica Ave.	Nov-14	Nov-15	BKL	\$185	95%	Mar-20	Jan-21	Becco	\$2,343	54%
144207	11th St. - Lewis Ave. to Harvard Ave.	Jun-16	Mar-17	BKL	\$205	85%					

**CITY OF TULSA, OKLAHOMA  
SALES TAX OVERVIEW COMMITTEE  
TRANSPORTATION PROJECTS STATUS REPORT**

Design & Construction as of:

01/01/21

DESIGN							CONSTRUCTION				
Budget Number	Project Description	Estimated Start Date	Currently Anticipated Completion Date	Engineer	Contract Amount	Pct Compl	Adv or Contract Award Date	Currently Anticipated Completion Date	Contractor	Contract Amount	Pct Compl
144208	11th St. - Sheridan Rd. to Memorial Dr.	Nov-14	Nov-15	BKL	\$180	95%	Feb-21				
144209	21st St. - Garnett Rd. to 129th E. Ave.	Dec-14	Jul-15	GARVER	\$235	95%	Oct-20	Aug-21	Becco	\$4,079	6%
144210	21st St. - 129TH East Ave. Intersection	Dec-14	Jul-15	GARVER	\$156	95%	Oct-20	Aug-21	Becco		6%
144213	91st St. - Harvard Ave. to Yale Ave.		May-19	CEC	\$177	75%					
144215	Peoria Ave. - 41st St. to 51st St.	Dec-16	Aug-17	MARQUARDT	\$340	90%					
144216	41st St. - Lewis Ave. to Harvard Ave.	Oct-14	Aug-15	CEC	\$275	95%	Feb-21		Crossland	\$5,653	
144217	Apache St. & Harvard Ave. Intersection	Sep-14	Sep-15	GUY	\$176	95%	Feb-21				
144218	41st St. & Lewis Ave. Intersection	Oct-14	Aug-15	CEC	\$210	95%	Feb-21		Crossland		
144309	Citywide - Arterial Rehabilitation										
144110	Citywide - Arterial Sidewalk Improvements										
144020	Citywide - Arterial Routine and Preventive Maintenance										
144093	Citywide Matching Funds										
144094	ODOT Rehabilitation and Replacement Program										
	Non-Arterial Rehabilitaiton and Citywide Projects.										
144111	Maintenance Zone 1001:	May-15	Feb-16	MAR / ARB	271 / 284	95%			Gradeline	\$8,291	
144106	Maintenance Zone 1006:	Sep-14	Jun-15	TETRA-TECH	\$356	95%	Apr-19	Oct-19	Ellsworth	\$2,585	99%
144107	Maintenance Zone 1007:	Oct-14	Apr-15	Cyntergy	\$56	95%	Nov-18	Nov-20	Becco		98%
144168	Maintenance Zone 1068:	Sep-16	Sep-17	Nickle / Cowan	152./168.	95./95%					
144173	Maintenance Zone 1073:	Oct-14	Jul-15	COWAN	\$49	95%	Jul-17	Nov-17	PCSI	\$437	100%
144199	Maintenance Zone 1099:	Jun-15	Dec-15	CP&Y	\$259	95%			Crossland Heavy	\$2,343	
144153	Maintenance Zone 1153:	Sep-14	Jun-15	POE	\$334	95%					
144157	Maintenance Zone 1157 N:	Sep-14	Jun-15	BKL	\$302	95%	May-18	Feb-19	Ellsworth	\$3,195	100%
144158	Maintenance Zone 1157 S:	Jun-15	Mar-16	SKW	\$210	95%	Oct-19	May-20	Crossland	\$2,493	98%
144225	Maintenance Zone 2125:	Nov-14	Aug-15	WALLACE	\$179	95%	Apr-19	Jan-20	Becco	\$2,189	99%
144230	Maintenance Zone 2130:	Oct-14	Aug-15	MESHEK	\$270	95%	Oct-20	Aug-21	Becco	\$3,485	6%
144310	Maintenance Zone 3010:	May-15	Jan-16	MCCLELLAND	\$544	95%					
144311	Maintenance Zone 3011:	Jun-16	Jun-17	POE	\$656	95%	Aug-20	Sep-21	Crossland Heavy	\$7,603	24%
144317	Maintenance Zone 3017:	Oct-17	Jul-18	CGA	\$324	96%					
144320	Maintenance Zone 3020:	Aug-16	May-17	AAB	\$345	90%	Jul-21				
144413	Maintenance Zone 4013:	Sep-14	Apr-15	LEIDOS	\$512	95%					
144421	Maintenance Zone 4021:	Jul-16	Apr-17	CEC	\$343	96%					
144431	Maintenance Zone 4031:	May-15	Feb-16	GARVER	\$576	95%					



CITY OF TULSA, OKLAHOMA  
 SALES TAX OVERVIEW COMMITTEE  
 TRANSPORTATION PROJECTS STATUS REPORT

Design & Construction as of:

01/01/21

DESIGN							CONSTRUCTION				
Budget Number	Project Description	Estimated Start Date	Currently Anticipated Completion Date	Engineer	Contract Amount	Pct Compl	Adv or Contract Award Date	Currently Anticipated Completion Date	Contractor	Contract Amount	Pct Compl
144467	Maintenance Zone 4067 phase 1	Oct-14	Jun-15	GUY	\$344	95%	Jan-20	Aug-20	Crossland	\$3,127	99%
144467	Maintenance Zone 4067 phase 2										
144452	Maintenance Zone 4152:	Oct-17	Jul-18	HUB	\$373	97%					
144527	Maintenance Zone 5027:	Nov-14	May-15	CRAFTENTULL	\$115	95%	Sep-18	Jan-19	Paragon	\$1,144	100%
144533	Maintenance Zone 5033:	Oct-14	Jun-15	CGA	\$444	95%	Oct-18	Aug-19	Crossland	\$4,847	100%
144546	Maintenance Zone 5046:	Jun-16	Mar-17	MCCLELLAND	\$540	96%					
144547	Maintenance Zone 5047:	Aug-16	Jun-17	GARVER	\$584	90%	Jan-21				
144628	Maintenance Zone 6028:	Jan-18	Aug-19	MCCLELLAND	\$428	90%	Aug-21				
144635	Maintenance Zone 6035:	May-15	Apr-16	HUB	\$253	95%	Oct-19	Jul-19	Becco	\$2,768	100%
144642	Maintenance Zone 6142:	Oct-14	Jun-15	HOOD/COT	\$78	92%	Jan-21				
144645	Maintenance Zone 6145:	Oct-04	May-15	Cytergy	\$195	95%					
144740	Maintenance Zone 7040:	Jun-16	Apr-17	HUB	\$254	95%			Crossland Heavy	\$3,478	
144754	Maintenance Zone 7054:	Sep-17	Feb-19	POE	\$747	90%	Oct-21				
144857	Maintenance Zone 8057:	Apr-17	Jul-19	WALLACE	\$107	95%			Ellsworth	\$1,601	20%
144863	Maintenance Zone 8063:	Oct-17	Sep-19	CraftonTull/pec	\$195	95%					
144944	Maintenance Zone 9044:	Oct-14	May-15		\$293	80%			Tri-Star		17%
144945	Maintenance Zone 9045:	Oct-14	Jul-15	GARVER	\$200	95%	Jan-19	Nov-19	Crossland	\$3,557	100%
144949	Maintenance Zone 9049:	Sep-17	May-19	GARVER	\$770	85%					
144950	Maintenance Zone 9050:	Jul-16	Feb-17	CP&Y	\$255	95%					
144951	Maintenance Zone 9051:	Jul-16	Feb-17	SKW	\$130	95%	Jan-21				
144015	Citywide Non-Arterial Rehabilitation										
144021	Citywide Non-Arterial Routine and Preventive Maintenance										
144016	Citywide Non-Arterial Sidewalk Improvements										
144060	Bridge No. 189 - 4700 N. Iroquois Ave.	Nov-14	Jul-15	MEHLBURGER		90%					
144062	Bridge No. 323B - 12000 E. 21st	Dec-14		GARVER	\$10	95%					
<b>TOTAL FUNDS 4270-4273 - 2014 Streets General Obligation Bond</b>											
<b>FUNDS 4281-4285 - 2020 STREETS GENERAL OBLIGATION BOND</b>											
<b>'Non-Arterial Street Rehabilitation Projects:</b>											
2036N1007Z	Maintenance Zone 1007:			Cowan	\$81						
2036N1068Z	Maintenance Zone 1068:										
2036N1070Z	Maintenance Zone 1070:			CGA							
2036N1071Z	Maintenance Zone 1071:										
2036N1072Z	Maintenance Zone 1072:										
2036N1076Z	Maintenance Zone 1076:			McClelland	\$236	20%					
2036N1078Z	Maintenance Zone 1078:	Oct-20	Jun-21	Olsson	\$253	30%					

**CITY OF TULSA, OKLAHOMA  
SALES TAX OVERVIEW COMMITTEE  
TRANSPORTATION PROJECTS STATUS REPORT**

Design & Construction as of:

01/01/21

DESIGN							CONSTRUCTION				
Budget Number	Project Description	Estimated Start Date	Currently Anticipated Completion Date	Engineer	Contract Amount	Pct Compl	Adv or Contract Award Date	Currently Anticipated Completion Date	Contractor	Contract Amount	Pct Compl
2036N1097Z	Maintenance Zone 1097:										
2036N1098Z	Maintenance Zone 1098:										
2036N1153Z	Maintenance Zone 1153:										
2036N1155Z	Maintenance Zone 1155:										
2036N1157Z	Maintenance Zone 1157:										
2036N2056Z	Maintenance Zone 2056:			Garver	hold						
2036N2065Z	Maintenance Zone 2065:	Jan-21	Sep-21	Garver	\$218	10%					
2036N2066Z	Maintenance Zone 2066:	Oct-20	Jul-21	C&K	\$101	20%					
2036N2131Z	Maintenance Zone 2131:										
2036N3004Z	Maintenance Zone 3004:										
2036N3005Z	Maintenance Zone 3005:										
2036N3008Z	Maintenance Zone 3008:										
2036N3010Z	Maintenance Zone 3010:										
2036N3011Z	Maintenance Zone 3011:										
2036N3017Z	Maintenance Zone 3017:										
2036N3075Z	Maintenance Zone 3075:										
2036N3080Z	Maintenance Zone 3080:										
2036N3081Z	Maintenance Zone 3081:			EST	\$58						
2036N3082Z	Maintenance Zone 3082:										
2036N4014Z	Maintenance Zone 4014:	Oct-20	May-21	Poe	\$136	20%					
2036N4015Z	Maintenance Zone 4015:										
2036N4021Z	Maintenance Zone 4021:	Sep-20	Jul-21	CEC	\$256	20%					
2036N4022Z	Maintenance Zone 4022:	Oct-20	Apr-21	BKL	\$322	30%					
2036N4023Z	Maintenance Zone 4023:										
2036N4029Z	Maintenance Zone 4029:										
2036N4030Z	Maintenance Zone 4030:	Dec-20	Jul-21	Marquandt	\$143	10%					
2036N4031Z	Maintenance Zone 4031:										
2036N4067Z	Maintenance Zone 4067:										
2036N4069Z	Maintenance Zone 4069:										
2036N5016Z	Maintenance Zone 5016:										
2036N5026Z	Maintenance Zone 5026:										
2036N5027Z	Maintenance Zone 5027:										
2036N5033Z	Maintenance Zone 5033:										
2036N5039Z	Maintenance Zone 5039:										
2036N5040Z	Maintenance Zone 5040:			TEP							
2036N6035Z	Maintenance Zone 6035:			Benham	hold						
2036N6142Z	Maintenance Zone 6142:										

CITY OF TULSA, OKLAHOMA  
 SALES TAX OVERVIEW COMMITTEE  
 TRANSPORTATION PROJECTS STATUS REPORT

Design & Construction as of:

01/01/21

DESIGN							CONSTRUCTION				
Budget Number	Project Description	Estimated Start Date	Currently Anticipated Completion Date	Engineer	Contract Amount	Pct Compl	Adv or Contract Award Date	Currently Anticipated Completion Date	Contractor	Contract Amount	Pct Compl
2036N6144Z	Maintenance Zone 6144:										
2036N6148Z	Maintenance Zone 6148:										
2036N6149Z	Maintenance Zone 6149:										
2036N6150Z	Maintenance Zone 6150:										
2036N7048Z	Maintenance Zone 7048:	Nov-20	Oct-21	Benham	\$252						
2036N7060Z	Maintenance Zone 7060:			HUB	\$73						
2036N7104Z	Maintenance Zone 7104:										
2036N7109Z	Maintenance Zone 7109:										
2036N7115Z	Maintenance Zone 7115:										
2036N8057Z	Maintenance Zone 8057:			Wallace	\$107						
2036N8102Z	Maintenance Zone 8102:	Oct-20		FNI	\$171						
2036N8113Z	Maintenance Zone 8113:										
2036N8116Z	Maintenance Zone 8116:										
2036N9036Z	Maintenance Zone 9036:										
2036N9037Z	Maintenance Zone 9037:			CP&Y	\$183						
2036N9038Z	Maintenance Zone 9038:			PEC	\$71						
2036N9043Z	Maintenance Zone 9043:										
2036N9044Z	Maintenance Zone 9044:			POE	hold						
2036N9045Z	Maintenance Zone 9045:										
2036N9049Z	Maintenance Zone 9049:										
2036N9050Z	Maintenance Zone 9050:										
2036N9051Z	Maintenance Zone 9051:	Sep-20	Apr-21	Keithline	\$83	65%					
2036N9052Z	Maintenance Zone 9052:										
<b>Arterial Street Rehabilitation Projects:</b>											
<b>Arterial Street Projects:</b>											
2036A0001Z	56th St N-MLK Blvd to 1500ft W of Peoria										
2036A0002Z	46th St N - Peoria Ave to Lewis Ave										
2036A0003Z	46th St N - Elwood Ave to MLK Jr Blvd										
2036A0004Z	36th St N - Peoria Ave to Lewis Ave										
2036A0005Z	36th St N - Osage Cnty Line to MLK Blvd										
2036A0006Z	31st St N - 53rd W Ave to 41st W Ave										
2036A0007Z	Apache St - Harvard Ave to Yale Ave			C&K							
2036A0008Z	Pine St - Gilcrease Museum Rd to Union			Benham							
2036A0009Z	Pine St - Peoria Ave to Lewis Ave										
2036A0010Z	Edison St - 33rd W Ave to Union Ave										
2036A0011Z	33rd W Ave - Apache St to Pine St										
2036A0012Z	33rd W Ave - Pine St to Edison St										

**CITY OF TULSA, OKLAHOMA  
SALES TAX OVERVIEW COMMITTEE  
TRANSPORTATION PROJECTS STATUS REPORT**

Design & Construction as of:

01/01/21

DESIGN							CONSTRUCTION				
Budget Number	Project Description	Estimated Start Date	Currently Anticipated Completion Date	Engineer	Contract Amount	Pct Compl	Adv or Contract Award Date	Currently Anticipated Completion Date	Contractor	Contract Amount	Pct Compl
2036A0013Z	Gilcrease Museum Rd - Apache to Pine			Benham							
2036A0014Z	MLK Jr Blvd - 56th St N to 46th St N										
2036A0015Z	MLK Jr Blvd - 36th St N to Apache St										
2036A0016Z	MLK Jr Blvd - Apache St to Pine St										
2036A0017Z	Peoria Ave - 56th St N to 46th St N										
2036A0018Z	Peoria Ave - 46th St N to 36th St N										
2036A0019Z	Peoria Ave - Pine St to Admiral Blvd										
2036A0020Z	Lewis Ave - Pine St to Admiral Pl										
2036A0021Z	Harvard Ave - Mohawk Blvd to 36th St N										
2036A0025Z	41st St S - Union Ave to Elwood Ave			BKL							
2036A0026Z	51st St S - 33rd W Ave to Union Ave										
2036A0027Z	61st St S - Lewis Ave to Harvard Ave										
2036A0028Z	Elwood Ave - 71st St S to 81st St S										
2036A0029Z	Lewis Ave - 61st St S to 71st St S										
2036A0030Z	Lewis Ave - 71st St S to 81st St S										
2036A0031Z	Delaware Ave - 81st St S to 91st St S										
2036A0032Z	Harvard Ave - 61st St S to 71st St S										
2036A0033Z	Harvard Ave - 71st St S to 81st St S										
2036A0034Z	Harvard Ave - 81st St S to 91st St S										
2036A0039Z	36th St N - Garnett Rd to 129th E Ave										
2036A0040Z	36th St N - 129th E Ave to 141st E Ave										
2036A0041Z	Apache St - Gilcrease Expy to Sheridan Rd										
2036A0042Z	Pine St - Lewis Ave to Harvard Ave			McClelland							
2036A0043Z	Pine St - State Hwy 11 to Mingo Rd			Poe							
2036A0044Z	Pine St - Mingo Rd to Garnett Rd										
2036A0045Z	Pine St - Garnett Rd to 129th E Ave										
2036A0046Z	Admiral Pl - Sheridan Rd to Memorial Dr										
2036A0047Z	Admiral Pl - Memorial Dr to Mingo Rd			CEC							
2036A0048Z	Admiral Pl - Garnett Rd to 129th E Ave										
2036A0049Z	11th St S - Memorial Dr to 89th E Ave										
2036A0050Z	Yale Ave - Apache St to Pine St			FNI							
2036A0051Z	Yale Ave - Pine St to Admiral Pl										
2036A0052Z	Sheridan Rd - 36th St N to Apache St										
2036A0053Z	Garnett Rd - Admiral Pl to 11th St S										
2036A0054Z	129th E Ave - 36th St N to Apache St										
2036A0055Z	129th E Ave - Apache St to Pine St			Olsson							
2036A0064Z	11th St S - Utica Ave to Lewis Ave			Wallace							

**CITY OF TULSA, OKLAHOMA  
SALES TAX OVERVIEW COMMITTEE  
TRANSPORTATION PROJECTS STATUS REPORT**

Design & Construction as of:

01/01/21

DESIGN							CONSTRUCTION				
Budget Number	Project Description	Estimated Start Date	Currently Anticipated Completion Date	Engineer	Contract Amount	Pct Compl	Adv or Contract Award Date	Currently Anticipated Completion Date	Contractor	Contract Amount	Pct Compl
2036A0065Z	11th St S - Harvard Ave to Yale Ave										
2036A0066Z	15th St S - Boston Ave to Denver Ave										
2036A0067Z	15th St S - Harvard Ave to Yale Ave										
2036A0068Z	21st St S - Lewis Ave to Harvard Ave										
2036A0069Z	21st St S - Harvard Ave to Yale Ave										
2036A0070Z	Peoria Ave - 21st St S to 31st St S										
2036A0077Z	15th St S - Sheridan Rd to 73rd E Ave										
2036A0078Z	41st St S - Yale Ave to Sheridan Ave										
2036A0079Z	Yale Ave - 31st St S to 36th St S										
2036A0080Z	Yale Ave - 41st St S to I-44										
2036A0081Z	Sheridan Rd - 21st St S to 31st St S										
2036A0082Z	Sheridan Rd - 31st St S to 41st St S										
2036A0083Z	Sheridan Rd - 41st St S to 51st St S										
2036A0086Z	Admiral Pl: 225th EA to 22200 Blk E Adm.										
2036A0087Z	11th St S - 145th E Ave to 161st E Ave										
2036A0088Z	11th St S - 161st E Ave to 177th E Ave										
2036A0089Z	11th St S - 177th E Ave to 193rd E Ave										
2036A0090Z	21st St S - 145th E Ave to 161st E Ave										
2036A0091Z	21st St S - 161st E Ave to 177th E Ave										
2036A0092Z	31st St S - Garnett Rd to 129th E Ave			Marquardt							
2036A0093Z	41st St S - 177th E Ave to 193rd E Ave										
2036A0094Z	129th E Ave - 51st St S to 61st St S										
2036A0095Z	145th E Ave - 11th St S to 21st St S										
2036A0096Z	145th E Ave - 21st St S to 31st St S										
2036A0097Z	161st E Ave - 11th St S to 21st St S										
2036A0108Z	61st St S - Sheridan Rd to Memorial Dr										
2036A0109Z	Memorial Dr - 51st St S 61st St S										
2036A0110Z	Mingo Rd - 61st St S to 71st St S										
2036A0111Z	Mingo Rd - 91st St S to 101st St S										
2036A0113Z	101st St S- Yale Ave to Sheridan Ave										
2036A0114Z	101st St S - Sheridan Rd to Memorial Dr										
2036A0115Z	111st St S - Yale Ave to Sheridan Rd										
2036A0116Z	121st St S - Yale Ave to Sheridan Rd										
2036A0117Z	Yale Ave - 61st St S to 71st St S										
2036A0118Z	Yale Ave - 111th St S to 121st St S										
2036A0119Z	Sheridan Rd - 71st St S to 81st St S			CGA							
2036A0122Z	41st St S - Riverside Dr to Peoria Ave										

CITY OF TULSA, OKLAHOMA  
 SALES TAX OVERVIEW COMMITTEE  
 TRANSPORTATION PROJECTS STATUS REPORT

Design & Construction as of:

01/01/21

DESIGN							CONSTRUCTION				
Budget Number	Project Description	Estimated Start Date	Currently Anticipated Completion Date	Engineer	Contract Amount	Pct Compl	Adv or Contract Award Date	Currently Anticipated Completion Date	Contractor	Contract Amount	Pct Compl
2036A0123Z	41st St S - Peoria Ave to Lewis Ave										
2036A0124Z	Peoria Ave - 31st St S to 41st St S										
2036A0125Z	Lewis Ave - 41st St S to I-44										
	<b>Intersection Projects</b>										
2036A0022Z	36th St N & Harvard Ave Intersection										
2036A0023Z	Apache St & MLK Jr Blvd Intersection										
2036A0024Z	Pine St & Gilcrease Museum Rd Intersection										
2036A0035Z	41st St S & Elwood Ave Intersection			BKL							
2036A0036Z	51st St S & 33rd W Ave Intersection										
2036A0037Z	71st St S & Union Ave Intersection										
2036A0038Z	81st St S & Union Ave Intersection										
2036A0056Z	36th St N & 129th E Ave Intersection										
2036A0057Z	Pine St & Sheridan Rd Intersection										
2036A0058Z	Pine St & Mingo Rd Intersection			Poe							
2036A0059Z	Pine St & Garnett Rd Intersection										
2036A0060Z	Admiral Pl & Sheridan Rd Intersection										
2036A0061Z	Admiral Pl & Garnett Rd Intersection										
2036A0062Z	11th St S & Sheridan Rd Intersection										
2036A0063Z	11th St S & Mingo Rd Intersection										
2036A0071Z	11th St S & Peoria Ave Intersection										
2036A0072Z	11th St S & Lewis Ave Intersection			Wallace							
2036A0073Z	11th St S & Harvard Ave Intersection										
2036A0074Z	15th St S & Harvard Ave Intersection										
2036A0075Z	21st St S & Harvard Ave Intersection										
2036A0076Z	31st St S & Peoria Ave Intersection										
2036A0084Z	15th St S & Sheridan Rd Intersection										
2036A0085Z	41st St S & Yale Ave Intersection										
2036A0098Z	11th St S & 145th E Ave Intersection										
2036A0099Z	11th St S & 161st E Ave Intersection										
2036A0100Z	11th St S & 177th E Ave Intersection										
2036A0101Z	11th St S & 193rd E Ave Intersection										
2036A0102Z	21st St S & 145th E Ave Intersection										
2036A0103Z	21st St S & 161st E Ave Intersection										
2036A0104Z	21st St S & 177th E Ave Intersection										
2036A0105Z	21st St S & 193rd E Ave Intersection										
2036A0106Z	31st St S & 145th E Ave Intersection										
2036A0107Z	41st St S & 177th E Ave Intersection										

CITY OF TULSA, OKLAHOMA  
 SALES TAX OVERVIEW COMMITTEE  
 TRANSPORTATION PROJECTS STATUS REPORT

Design & Construction as of:

01/01/21

DESIGN							CONSTRUCTION				
Budget Number	Project Description	Estimated Start Date	Currently Anticipated Completion Date	Engineer	Contract Amount	Pct Compl	Adv or Contract Award Date	Currently Anticipated Completion Date	Contractor	Contract Amount	Pct Compl
2036A0112Z	91st St S & Memorial Dr Intersection										
2036A0120Z	121st St S & Yale Ave Intersection										
2036A0121Z	111th St S & Yale Ave Intersection										
2036A0126Z	41st St S & Peoria Ave Intersection										
<b>Arterial Street Widening Projects:</b>											
2036W0001Z	Gilcrease Museum Rd - Pine St to Admiral Blvd										
2036W0002Z	81st St S - Tacoma Ave to Maybelle Ave										
2036W0003Z	81st St S & Elwood Ave Intersection										
2036W0004Z	91st St S - Memorial Dr to Mingo Rd			Garver							
2036W0005Z	101st St S & Sheridan Rd Intersection										
2036W0006Z	81st St S - Harvard Ave to Yale Ave										
<b>Central Business District (CBD)</b>											
<b>Streets and Alleyways</b>											
2036D0001Z	4th St										
2036D0002Z	MLK Ave & Detroit Ave north of BNSF	Aug-20	Feb-21	Poe		70%					
2036D0003Z	Cincinnati Ave			Poe							
2036D0004Z	Detroit Ave south of BNSF			Poe							
2036D0005Z	Reconciliation Way	Aug-20	Feb-21	Poe		70%					
2036D0006Z	Lansing Ave			Poe							
2036D0007Z	Alleyways			Str & Stwtr							
<b>Bridge Maintenance &amp; Rehabilitation</b>											
2037B0201C	Bridge #201C			Benham							
2037B0216Z	Bridge #216										
2037B0219D	Bridge #219D										
2037B0286Z	Bridge #286			Benham							
2037B0340Z	Bridge #340										
2037B0343Z	Bridge #343			Benham							
2037B0179Z	Bridge #179										
2037B0232Z	Bridge #232										
2037B0245Z	Bridge #245			Garver							
2037B0258Z	Bridge #258			Garver							
2037B0263Z	Bridge #263			CP&Y							
2037B0301Z	Bridge #301			CP&Y							
2037B0359Z	Bridge #359										
2037B0232A	Bridge #232A			Garver		60%					
2037B0301A	Bridge #301A										

CITY OF TULSA, OKLAHOMA  
 SALES TAX OVERVIEW COMMITTEE  
 TRANSPORTATION PROJECTS STATUS REPORT

Design & Construction as of:

01/01/21

DESIGN							CONSTRUCTION				
Budget Number	Project Description	Estimated Start Date	Currently Anticipated Completion Date	Engineer	Contract Amount	Pct Compl	Adv or Contract Award Date	Currently Anticipated Completion Date	Contractor	Contract Amount	Pct Compl
2037B0425Z	Bridge #425										
2037B0225Z	Bridge #225										
2037B0167Z	Bridge #167			Garver							
2037B0173Z	Bridge #173			Poe							
2037B0236Z	Bridge #236										
2037B0241Z	Bridge #241			CP&Y							
2037B0261A	Bridge #261A			Garver							
2037B0261B	Bridge #261B			Garver							
2037B0269Z	Bridge #269			Benham							
2037B0474Z	Bridge #474										
2037B0482Z	Bridge #482										
2037B0153Z	Bridge #153										
2037B0183Z	Bridge #183										
2037B0252Z	Bridge #252										
2037B0271Z	Bridge #271										
2037B0322Z	Bridge #322			Benham							
2037B0329Z	Bridge #329										
2037B0478Z	Bridge #478										
2037B0204Z	Bridge #204			CP&Y							
2037B0315Z	Bridge #315										
2037B0336Z	Bridge #336										
2037B0404Z	Bridge #404										
2037B0346Z	Bridge #346										
2037B0423Z	Bridge #423			Benham							
2037B0424Z	Bridge #424										
2037B1000Z	Citywide Bridge Rehab and Inspection										
<b>Citywide Projects</b>											
	<b>Citywide ADA Transition Plan Impl &amp; Update (ROW)</b>										
2036X0001Z	Transition Plan Update										
2036X0002Z	Transit Stops										
2036X0003Z	Signalized Intersections			BKL							
2036S0001Z	Sidewalk Corridors			BKL							
2036X0004Z	Citywide Infrastructure Partnership Funds										
2036N0001Z	Citywide Non-Arterial Routine & Preventive										
2036A1000Z	Citywide Arterial Routine and Preventive										
2036A1001Z	Pavement Reinspection										



CITY OF TULSA, OKLAHOMA  
 SALES TAX OVERVIEW COMMITTEE  
 TRANSPORTATION PROJECTS STATUS REPORT

Design & Construction as of:

01/01/21

DESIGN							CONSTRUCTION				
Budget Number	Project Description	Estimated Start Date	Currently Anticipated Completion Date	Engineer	Contract Amount	Pct Compl	Adv or Contract Award Date	Currently Anticipated Completion Date	Contractor	Contract Amount	Pct Compl
2035X0001Z	Transit-MTTA-Route 66 Bus Rapid Transit			HNTB							
	<b>Traffic Engineering</b>										
2036X0005Z	Signal Coordination & Communication										
2036X0006Z	Signal Installation, Repair and Replace										
2036X0007Z	Traffic Calming										
2036X0008Z	Lighting Repair and Replacement										
2036X0009Z	Pavement Markings and Signs										
2036X0010Z	Guardrail Repair and Replacement										
2039X0009Z	Traffic Studies										
	<b>Bicycle-Pedestrian Infrastructure</b>										
2036S0002Z	Go Plan Implementation - Engineering			Garver							
2036S0003Z	Go Plan Implementation-Traffic Operation			Traffic							
2036S0004Z	Arterial Sidewalk			Strt & Strmwtr							
2036S0005Z	Non Arterial Sidewalk			Strt & Strmwtr							
2036X0011Z	Arena District Mstr Plan Implementation										
<b>TOTAL FUNDS 4281-4285 - 2020 STREETS GENERAL OBLIGATION BOND</b>											

\* Same design contract for \$35,000

\*\* Same design contract for \$15,000

.... Total contract with Becco is \$4,448,000 for stormwater project 993311 & street projects 6008-014180 & 6312-994526

**CITY OF TULSA, OKLAHOMA  
SALES TAX OVERVIEW COMMITTEE  
WASTEWATER PROJECTS STATUS REPORT**

**Design & Construction as of: 01/01/21**

125			DESIGN						CONSTRUCTION					
Project	Special Project No.	Project Description	Start Date	Compl Date	% Compl	Engineer	City PM	Contract Amount	Adv. Date	Compl Date	Contractor	Ins p. C or E	Contracted Amount	% Compl
<b>FUND 402 (6009) - 2006 SALES TAX FUND</b>														
062100		UNSRVD AREAS & OFFSITE MAINS												
062100	SA 05-15	Woodycrest #3	Aug-05	Oct-06	99%	Guy	TP	-	Jun-20	-	N/A	N/A	N/A	0%
062110	5Y 05-02	RL JONES LS & FORCE MAIN				Tetra Tech	TP							
062120	5Y 05-03	SSWWTP 71 LS EXPANSION				TBD	JB	TBD						
062130	ES 2006-02	SPUNKY CREEK INTERCEPTOR - MAIN STEM NORTH	Feb-08	Jul-10	100%	C&K	TP	\$342	Aug-10	Dec-11	Utility Spec	E	\$7423/\$7800	98%
062130	ES 2006-02	SPUNKY CREEK INTERCEPTOR - MAIN STEM NORTH (Stage 2, Contract 1)	May-09	Jul-10	100%	C&K	SW	\$342	Jul-10	Jan-12	-	-	-	-
062130	ES 2006-02	SPUNKY CREEK INTERCEPTOR - MAIN STEM NORTH (Stage 2, Contract 2)	TBD	TBD	TBD	C&K	SW	TBD	TBD	-	-	-	-	-
062130	ES 2006-02	SPUNKY CREEK INTERCEPTOR - MAIN STEM NORTH (Stage 2, Contract3)	tbd	tbd	tbd	C&K	SW	TBD	TBD	-	-	-	-	-
062140	ES 2006-01	LOWER BIRD CREEK PLANT EXPANSION	-	-	-	B&V	JB	TBD	-	-	-	-	-	-
<b>Fund 402 (6009) Total</b>														
<b>FUND 4250-4255 (6315-6319) 2005 G.O. Bond</b>														
052100		SS Gen Eng & Insp Ser	-	-	-	-	-	-	-	-	-	-	-	-
052100	SA 05-01	SSWWTP Odor Control Study	Mar-06	Mar-07	100%	PEC	NS	\$149/\$400	-	-	-	-	-	-
052102	ES 2004-21	Upper Coal Creek	-	-	-	RJN	AOG	-	-	-	-	-	-	-
052103	SA 05-03	Joe Creek/LaFortune Park Capacity Enhancements	May-08	Jan-09	100%	RJN	SW	\$150	Apr-10	Jul-11				
052104	ES 2004-18	West Tulsa	-	-	-	-	-	-	-	-	-	-	-	-
052105	SA 05-04	Upper Flatrock Post Construction SSES				FHC	TP	\$200/375	-	-	-	-	-	-
052106	SA 05-05	Central Park/Midtown	-	-	-	-	-	-	-	-	-	-	-	-
052301	ES 2004-06	Lower Bird / Spunky Creek Sewer Extension	May-05	May-06	100%	Carollo	JB	\$521	Jul-07	Jun-09	-	-	-	-
<b>Fund 4250-4255 (6315-19) Total</b>														

# Finance and Economic Indicators



# STOC

SALES TAX OVERVIEW COMMITTEE

Ashley Webb  
Chair

Ashley R. Webb  
Riggs, Abney, Neal, Turpen, Orbison & Lewis Inc.  
Attorney At Law  
Tulsa, OK 74119  
(918) 699-8905

**To:** City Council

**Date:** February 3<sup>rd</sup>, 2020

**Subject:** February Report to City Council

Attached is the January 2020 Sales Tax Overview Committee (STOC) Status Report.

### **2006 Special Extended Sales Tax**

December expenditures totaled \$107,239, almost all which was spent on the new fire station on 41<sup>st</sup> and S 134<sup>th</sup>. Encumbrances and commitments total \$4,576,125. Current appropriations for the Special Extended Sales Tax Fund total \$271,344,933. There is a current appropriation balance of \$10,477,172.

### **2008 Sales Tax Special Temporary Streets Fund**

Expenditures in December totaled \$786,693, almost all of which was spent on the Citywide Non-Arterial Routine and Preventative project. To date, \$145,049,107 has been spent in this fund. Encumbrances and commitments total \$316,793. Life to date appropriations total \$145,493,500. There is a current appropriation balance of \$127,600.

### **2014 Sales Tax Fund**

December expenditures totaled \$3,721,408, of which \$636,000 was spent on the Citywide Capital Equipment Replacement project. To date, \$301,274,823 has been spent in this fund. Encumbrances and commitments total \$61,343,857. Total life-to-date appropriations for the 2014 Sales Tax Fund are \$567,377,764. There is a current appropriation balance of \$204,759,084.

### **2016 Sales Tax Fund**

December expenditures totaled \$3,871,417 within the 2016 Tulsa Vision Sales Tax Fund, of which \$1.7 million was spent on the transfer to debt service of the 2016 Advanced Sales Tax Revenue Bonds. To date, \$76,581,431 has been spent in this fund. Encumbrances and commitments total \$17,755,988. Total life-to-date appropriations for the 2016 Sales Tax Fund are \$127,143,645. There is a current appropriation balance of \$32,806,226.

### **2016 Revenue Bond Fund**

December expenditures totaled \$6,733,391 within the 2016 Tulsa Vision Revenue Bond Program with \$1.9 million being spent on the Turkey Mountain Urban Wilderness project. Total life to date appropriations within the fund are \$350,600,000. Encumbrances and commitments total \$130,443,036. There is a current appropriation balance of \$58,731,247.

STOC Chair Report to the City Council  
January 3<sup>rd</sup>, 2020

**2020 General Obligation Bonds**

December expenditures totaled \$261,836, of which \$50,000 was spent on the Maintenance Zone 9051 (Indianapolis Ave to Knoxville Ave / 60<sup>th</sup> St S to 61<sup>st</sup> St S) project. To date, \$732,974 has been spent in this fund, all of which being spent on the Central Business District: MLK & Detroit street project. Encumbrances and commitments total \$4,324,356. Life to date appropriations for the 2020 General Obligation Bond Fund total \$17,500,000. There is a current appropriation balance of \$12,442,670.

**2014 General Obligation Bonds**

December expenditures totaled \$2,262,921, with \$637,000 being spent on the Maintenance Zone 3011(Marshall St. south to Latimer Pl. / 71st E. Ave. west to 68th E. Ave). project. To date, \$159,210,953 has been spent in this fund. Encumbrances and commitments total \$42,622,197. Life to date appropriations for the 2014 General Obligation Bond Fund total \$277,500,000. There is a current appropriation balance of \$75,666,850.

**2008 General Obligation Bonds**

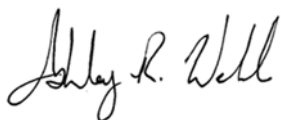
December expenditures totaled \$264,912, with \$227,000 being spent on the Maintenance Zone 3007 (E. Marshall Pl. and E. Marshall St. from West side N. Wheeling Ave. to East side N. Utica Ave) project. To date, \$208,697,911 has been spent in this fund. Encumbrances and commitments total \$42,622,197. Life to date appropriations for the 2008 General Obligation Bond Fund total \$230,054,937. There is a current appropriation balance of \$20,923,872.

**2005 General Obligation Bonds**

There were \$78,504 expenditures in December, the majority of which was spent on the 91<sup>st</sup> St: Memorial to Mingo Rd project. To date, \$73,892,533 has been spent in this fund. Encumbrances and commitments total \$118,005. Current appropriations for the 2005 General Obligation Bond Fund total \$74,919,257. There is a current appropriation balance of \$908,720.

Respectfully submitted,

Ashley Webb, Chair



Attachments

cc: James Wagner  
Keith Eldridge  
Gary Hamer



## FINANCIAL REPORT TO CITY COUNCIL

Wednesday, February 3, 2021

### I. Financial Report

*Revenue: 2014 Extended 1.1 Percent and 2016 Vision 0.305 Percent Sales Tax Funds*

	Fiscal Year to Date		
	January	Thru January	Actual vs Budget
Actual	\$ 9,279,328	\$ 63,308,706	\$ 11,978,714
Adopted Budget - Current Year	8,540,060	51,329,992	739,268

### Expenditures

Fund	December	Fiscal Year to Date Thru December
4001, 4003-4004 - Tulsa Vision Rev Bonds	\$ 13,466,782	\$ 80,862,987
4000 - Tulsa Vision Sales Tax	7,742,833	33,462,536
405 - 2014 Sales Tax	7,442,816	54,282,983
404 - 2008 Streets Temporary Sales Tax	1,573,386	4,662,066
402 - 2006 Special Extended Sales Tax	214,477	1,802,664

### II. Expenditures in Other Funds

Fund	December	Fiscal Year to Date Thru December
403 - 2006 Advance Funded Sales Tax	0	0
401 - 2001 Sales Tax	303,437	459,450
408 - 2020 GO Bond	523,673	1,432,468
427 - 2014 GO Bond	4,525,841	24,035,979
426 - 2008 GO Bond	529,824	2,373,847
425 - 2005 GO Bond	157,008	164,453
<b>TOTAL</b>	<b>\$ 6,039,782</b>	<b>\$ 28,466,196</b>

### III. Items for the City Council's Attention

- A. Monthly Financial Reports
- B. STOC Committee and Subcommittee Minutes and Reports

### IV. Attachments

- A. Attendance Record for the last 12 months
- B. STOC Committee and Subcommittee Minutes and Reports

Respectfully submitted,

Ashley R. Webb, Chair

Attachments

cc: James Wagner  
Keith Eldridge  
Gary Hamer

**MAJOR CAPITAL IMPROVEMENTS CONSTRUCTION FUNDS SUMMARY**  
**As of December, 2020**

	CURRENT		EXPENDITURES		ENCUMBERED COMMITTED	PERCENT	BALANCE				
	APPROPRIATIONS		Current Month	To Date							
Fund 401 and Fund 403 <b>2001 Third Penny Sales Tax and 2006 Advance Funded Sales Tax</b>	\$	112,418,465	\$	151,718	\$	112,322,617	\$	59,407	100%	\$	36,442
Fund 402 <b>2006 Third Penny Sales Tax Extension</b>	\$	271,344,933	\$	107,239	\$	256,291,636	\$	4,576,125	96%	\$	10,477,172
Fund 404 <b>2008 Sales Tax Special Temporary Streets Fund</b>	\$	145,493,500	\$	786,693	\$	145,049,107	\$	316,793	100%	\$	127,600
Fund 405 <b>2014 Sales Tax Fund</b>	\$	567,377,764	\$	3,721,408	\$	301,274,823	\$	61,343,857	64%	\$	204,759,084
Fund 406: 4000 <b>2016 Sales Tax Fund</b>	\$	127,143,645	\$	3,871,417	\$	76,581,431	\$	17,755,988	74%	\$	32,806,226
Fund 406: 4001, 4003, 4004 <b>2016 Revenue Bond Fund</b>	\$	350,600,000	\$	6,733,391	\$	161,425,718	\$	130,443,036	83%	\$	58,731,247
Fund 428 <b>2020 General Obligation Bonds</b>	\$	17,500,000	\$	261,836	\$	732,974	\$	4,324,356	29%	\$	12,442,670
Fund 427 <b>2014 General Obligation Bonds</b>	\$	277,500,000	\$	2,262,921	\$	159,210,953	\$	42,622,197	73%	\$	75,666,850
Funds 426 <b>2008 General Obligation Bonds</b>	\$	230,054,937	\$	264,912	\$	208,697,911	\$	433,153	91%	\$	20,923,872
Funds 425 <b>2005 General Obligation Bonds</b>	\$	74,919,257	\$	78,504	\$	73,892,533	\$	118,005	99%	\$	908,720
Fund 740: 7401-7408 <b>TMUA--Water Capital Fund</b>	\$	380,354,697	\$	2,332,255	\$	258,968,164	\$	50,107,580	81%	\$	71,278,953
Funds 750: 7501-7520 <b>TMUA-Sanitary Sewer Capital Funds</b>	\$	484,713,375	\$	2,637,112	\$	339,561,302	\$	70,030,529	85%	\$	75,121,544



# Report On Tulsa Economic Indicators November 2020

## **Economic Overview**

Economic Overview will be updated at the end of every quarter. For the most recent update please refer to September – Tulsa Economic Indicators Report. The Next EO summary will be posted with the December 2020 Report.

## **Wage & Salary Employment Conditions**

Labor force participation fell in November, reporting a total of 482,200 compared to the previous month. This was a decrease of (2,600) or -0.5% in Labor participants. Meanwhile, the Total Employment survey reported a decrease of (500) positions within the metro area. This was a decrease of -0.1% over the previous month and reported a total of 452,200. The area unemployment rate was reported at 6.2% for November which is an decrease from the October number of 6.6%. Total unemployment for the area was 3.5% this time last year. Regarding the second employment survey, Wage and Salary Employment increased by 840 in November, to report a total of 442,040. The Manufacturing sector reported an decrease of 1,400 positions in November to total 46,500. The Service sector reported an increase of 200 positions totaling 223,700 positions. Trade reported an increase of 2,000 positions this month, totaling 82,200 for November.

## **Construction Conditions**

Single family residential construction activity in the metro area increased in November, reporting a total of 39 single family residential permits for the month. This was a decrease of -31.6% over the previous month as well as a 44.4% increase over this time last year. There were 0 multi-family construction permits issued in November, increasing the year to date total to 359. Total commercial construction permits grew in November, reporting an increase of \$25.12 million for a total of \$ 26.1 million for the month. There was \$0.5 million in Retail sector permits issued in November. This was down from previous month of \$0.9M. Finally, there was 23.8M in Office sector permits issued in November.

## **Freight Conditions**

TIA reported November boarding at 58,878 passengers. Outgoing passenger counts fell by -2,806 over the previous month. This time last year, the airport reported a total 119,197 for the month. November cargo fell at the TIA, decreasing by -670 tons, and reporting a total of 4,434 tons shipped in November. Lastly, freight at the Port of Catoosa reported 144,498 of barge tonnage for the month. This is up vs. previous month by 47,713 in barge tonnage.

## **Enterprise Customers**

Sewer customer totals decreased by -144 customers in November totaling 133,077. The current customer base is 0.6%, greater than this time last year. Water Customers also decreased by -160 customers in November totaling 141,041. The current customer base is 0.5%, greater than this time last year.

## **Price Indices**

PPI was up in November at 206.9

MCI moved up 0.8% in November to 258.2

CPI-U moved up 0.2% in November to 247.5<sup>i</sup>

20 Year GO Bond rates fell by 12 basis points to 2.21% in November

Revenue Bond rates fell by 13 basis points to 2.62% in November

30-Day Treasury Bill rates fell by 0.5 basis points to 0.076% in November

---

<sup>i</sup> The annualized average for Fiscal year 2018 was 235.4. The annualized median for the last three Fiscal Years was 230.7

# Tulsa Economic Indicators

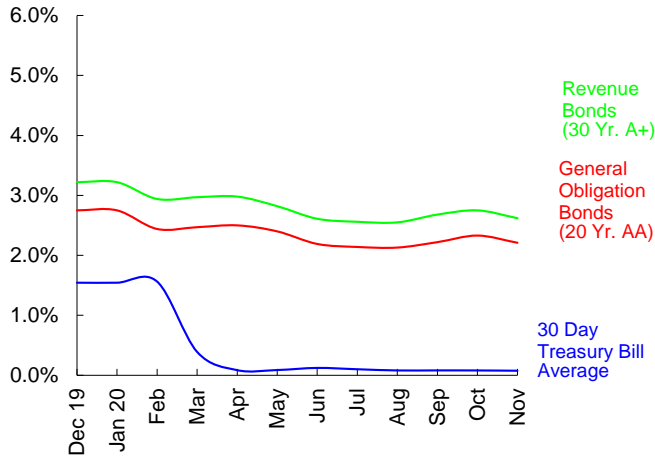
## Most Recent Twelve Months

(unless otherwise Indicated)

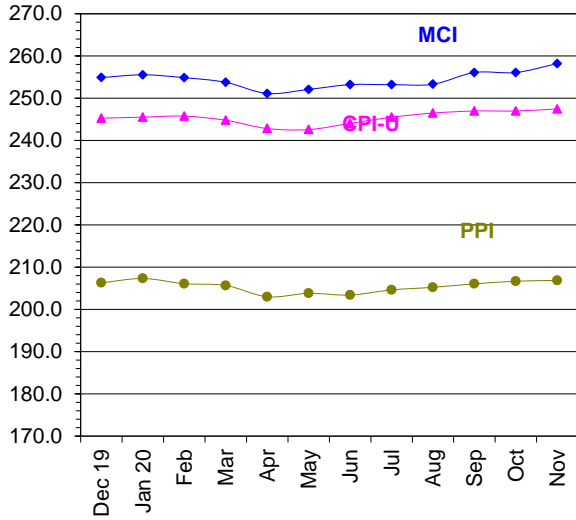
	December 19 to November 20	December 18 to November 19	Change
<b>Wage &amp; Salary</b>			
<b>Employment (TMSA 12 Mo. Avg.):</b>	<u>Nov-20</u>	<u>Nov-19</u>	
Manufacturing	50,400	54,000	(6.7%)
Services	221,600	227,700	(2.7%)
Trade	81,500	86,400	(5.7%)
Other	<u>87,800</u>	<u>88,100</u>	(0.3%)
<b>Total</b>	441,300	456,200	(3.3%)
<b>Unemployment Rates (TMSA 12 Mo. Avg.):</b>			
Tulsa MSA	<u>6.6%</u>	<u>3.3%</u>	3.3%
Oklahoma	6.3%	3.3%	3.0%
United States	7.9%	3.7%	4.2%
<b>Tulsa City Construction (Calendar YTD): *</b>			
Single Family Units	<u>410</u>	<u>446</u>	(8.1%)
Multi-Family Units	359	584	(38.5%)
Value of :			
Retail Permits	\$14,980,000	\$37,790,000	(60.4%)
Office Permits	\$105,240,200	\$43,840,100	>100.00%
Industrial Permits	\$29,871,020	\$42,471,030	(29.7%)
<b>Air Passengers (Calendar YTD):</b>			
Air Passengers (Calendar YTD):	<u>606,200</u>	<u>1,378,700</u>	(56.0%)
<b>Barge Tonnage (Calendar YTD):</b>			
Barge Tonnage (Calendar YTD):	1,872,100	1,160,400	61.3%
<b>Price and Cost Indices:</b>			
Consumer Price Index - Urban	<u>247.5</u>	<u>244.8</u>	1.1%
Producer Price Index	206.9	206.1	0.4%
Municipal Cost Index (Est.)	258.2	254.9	1.3%
(Indices are not adjusted for seasonality)			
<b>Financial Rates (Monthly Avg.):</b>			
30-Day Treasury Bill	<u>0.076%</u>	<u>1.57%</u>	(1.49)
Municipal General Obligation Bond			
Buyer 11 Bond Index (20 Yr. A-AAA)	2.21%	2.82%	(0.61)
Municipal Revenue Bond Buyer			
25 Bond Index (25 Yr. A-AA+)	2.62%	3.30%	(0.68)
<b>Utilities:</b>			
Water Customers	<u>141,000</u>	<u>140,300</u>	0.5%
Sewer Customers	133,100	132,300	0.6%

\*Data unavailable at time of report. Therefore figure is a 12 month average forecast.

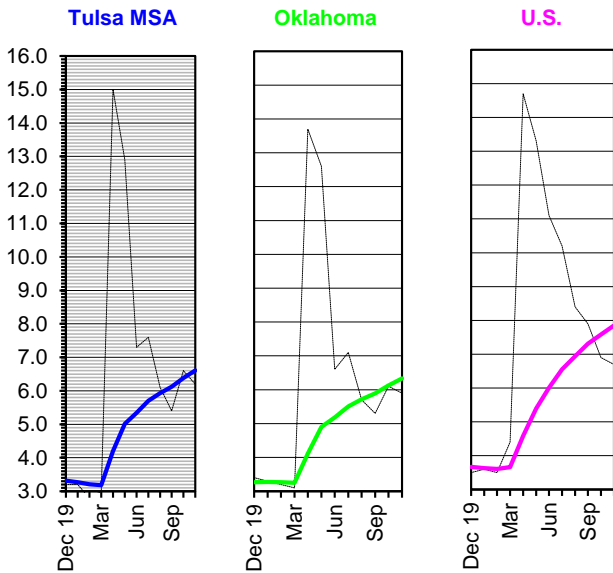
**Rates on Municipal Investments and Cost of Financing\*\***



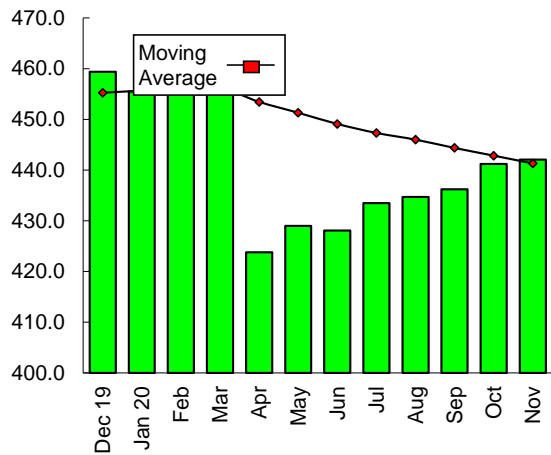
**Consumers, Producers, and Municipal Price/Cost Indices**



**Monthly (- -) and Average (—) Unemployment Rates (Most Recent 12 Months)**



**Tulsa MSA Wage & Salary Employment and 12 Month Moving Average (000's)**



\*Data unavailable at time of report. Therefore figure is a 12 month average forecast.

**Short Term Capital Purchases Summary (Fund 477) as of December 2020  
2006 Sales Tax Capital Equipment Replacement Report**

<b>Department/Entitiy</b>	<b>Appropriations</b>	<b>Month's Expenditures</b>	<b>Year to Date Expenditures</b>	<b>Encumbrances Commitments</b>	<b>Balance</b>
Human Resources	\$ 41,504	\$ -	\$ -	\$ 8,849	\$ 32,655
Finance	\$ 47,000	\$ -	\$ -	\$ -	\$ 47,000
Legal	\$ 4,800	\$ -	\$ -	\$ -	\$ 4,800
Asset Management	\$ 498,823	\$ -	\$ 45,502	\$ 91,966	\$ 361,355
Information Technology	\$ 5,637,641	\$ 135,786	\$ 2,422,473	\$ 1,726,855	\$ 1,488,313
Police	\$ 5,741,817	\$ 149,789	\$ 2,619,341	\$ 2,520,518	\$ 601,958
Fire	\$ 796,175	\$ -	\$ 6,274	\$ 356,776	\$ 433,126
Engineering Services	\$ 173,117	\$ -	\$ 787	\$ -	\$ 172,330
Streets & Stormwater	\$ 1,984,667	\$ 5,038	\$ 202,189	\$ 1,027,974	\$ 754,504
Parks & Recreation	\$ 577,189	\$ 52,801	\$ 169,733	\$ 159,540	\$ 247,916
WIN	\$ 314,746	\$ 1,509	\$ 112,028	\$ 2,046	\$ 200,672
Development Services	\$ 181,438	\$ -	\$ -	\$ 87,388	\$ 94,050
City Council	\$ 5,000	\$ -	\$ -	\$ -	\$ 5,000
Transfer to Other Funds*	\$ 92,000	\$ -	\$ 92,000	\$ -	\$ -
Transfer to River Parks*	\$ 36,000	\$ -	\$ 36,000	\$ -	\$ -
Transportation Grants to MTTA*	\$ 92,000	\$ 92,000	\$ 92,000	\$ -	\$ -
	<b>\$ 16,223,917.00</b>	<b>\$ 436,921.76</b>	<b>\$ 5,798,327.46</b>	<b>\$ 5,981,911.42</b>	<b>\$ 4,443,678.12</b>

\* Total appropriation is transferred to the agency in a lump sum during the year and incorporated into their budget.

City of Tulsa  
Department of Finance  
**FINANCIAL REPORT**



**SALES TAX OVERVIEW COMMITTEE**

PERIOD ENDING **December 31, 2020**

**City of Tulsa**  
**Department of Finance**  
**FINANCIAL REPORT**



**G. T. Bynum**  
**Mayor**

**James Wagner**  
**Director of Finance**

MAYOR

G. T. Bynum

CITY COUNCIL

VANESSA HALL-HARPER .....DISTRICT 1  
JEANNIE CUE .....DISTRICT 2  
CRISTA PATRICK .....DISTRICT 3  
KARA JOY MCKEE .....DISTRICT 4  
MYKEY ARTHRELL-KNEZEK.....DISTRICT 5  
CONNIE DODSON .....DISTRICT 6  
LORI DECTER WRIGHT .....DISTRICT 7  
PHIL LARKIN JR .....DISTRICT 8  
JAYME FOWLER .....DISTRICT 9

CITY AUDITOR

CATHY CRISWELL

SALES TAX OVERVIEW COMMITTEE

Ashley Webb, Chair  
Linda Jenkins, Vice Chair  
Rhonda Hinrichs, Secretary

Rhonda Hinrichs	Linda Jenkins
Paul McTighe	Sylvia Powell
Karen O'Brien	Renee Plocek
David Blatt	Ashley Webb
Kathy Sebert	Daryl Tannehill
Jesse Guardiola	Alex Gomez
Ellouise Cochran	Janae Bradford
Jonathan Hall	Steve King
Scott Grizzle	Steven Watts
Pamela Amburgy	Mareo Johnson
Marcia Bruno-Todd	

**SALES TAX OVERVIEW COMMITTEE REPORT**  
**Table of Contents**

<u>FUND NO.</u>	<u>PAGE NO.</u>
<b>TABLE OF CONTENTS .....</b>	<b>3</b>
<b>CONSOLIDATED REPORTS</b>	
Balance Sheets.....	4
Schedule of Sales Tax Revenue .....	5
<b>402.....2006 SPECIAL EXTENDED SALES TAX.....</b>	<b>6</b>
Statement of Revenue, Expenditures, and Encumbrances.....	7
<b>404.....2008 SPECIAL TEMPORARY SALES TAX.....</b>	<b>10</b>
Statement of Revenue, Expenditures, and Encumbrances.....	11
<b>405.....2014 EXTENDED 1.1% SALES TAX.....</b>	<b>13</b>
Statement of Revenue, Expenditures, and Encumbrances.....	14
<b>4000 .....2016 LIMITED PURPOSE TEMPORARY SALES TAX .....</b>	<b>18</b>
Statement of Revenue, Expenditures, and Encumbrances.....	19
<b>4001 .....2016 VISION ADVANCE FUNDED REVENUE BOND FUND .....</b>	<b>21</b>
Statement of Revenue, Expenditures, and Encumbrances.....	22
<b>4003 .....2016 VISION ADVANCE FUNDED REVENUE BOND FUND .....</b>	<b>24</b>
Statement of Revenue, Expenditures, and Encumbrances.....	25
<b>4004 .....2016 VISION ADVANCE FUNDED REVENUE BOND FUND .....</b>	<b>27</b>
Statement of Revenue, Expenditures, and Encumbrances.....	28
<b>4260-4266 .....2008 GO BOND FUNDS .....</b>	<b>30</b>
Statement of Revenue, Expenditures, and Encumbrances.....	31
<b>4270-4274 .....2014 GO BOND FUNDS .....</b>	<b>37</b>
Statement of Revenue, Expenditures, and Encumbrances.....	38
<b>4281-428X .....2020 GO BOND FUNDS .....</b>	<b>44</b>
Statement of Revenue, Expenditures, and Encumbrances.....	45
<b>COMBINED STATEMENT OF OTHER FUND ACTIVITY .....</b>	<b>48</b>
(400, 401, 403).....	49
<b>BUDGET ACTIONS.....</b>	<b>50</b>



**CITY OF TULSA, OKLAHOMA  
SALES TAX OVERVIEW COMMITTEE REPORT  
BALANCE SHEET  
DECEMBER 2020**

	FUND 402 2006 SPECIAL EXTENDED SALES TAX	FUND 404 2008 SPECIAL TEMPORARY SALES TAX	FUND 405 2014 EXTENDED 1.1% SALES TAX	FUND 4000 2016 LIMITED PURPOSE TEMPORARY SALES TAX	FUNDS 4260 through 4266 2008 GO BOND FUNDS	FUNDS 4270 through 4274 2014 GO BOND FUNDS	FUNDS 4281 through 4285 2020 GO BOND FUNDS	TOTAL
<b>ASSETS:</b>								
POOLED EQUITY WITH TREASURER	\$16,105,824.28	\$4,709,880.46	\$247,075,839.62	\$37,855,015.42	\$22,686,101.76	\$119,909,338.00	\$16,741,233.91	\$448,341,999.54
ACCRED INTERST RECEIVABLE	82,061.33	32,205.15	1,174,848.29	191,541.21				\$1,480,655.98
OTHER CURRENT RECEIVABLES				3,175,236.32				\$3,175,236.32
TAX RECEIVABLE			11,451,671.97	1,283,552.45				\$12,735,224.42
<b>TOTAL ASSETS</b>	<b>\$16,187,885.61</b>	<b>\$4,742,085.61</b>	<b>\$259,702,359.88</b>	<b>\$42,505,345.40</b>	<b>\$22,686,101.76</b>	<b>\$119,909,338.00</b>	<b>\$16,741,233.91</b>	<b>\$465,733,116.26</b>
<b>LIABILITIES, RESERVES, AND FUND BALANCE:</b>								
<b>LIABILITIES AND RESERVE FOR ENC.:</b>								
ACCOUNTS PAYABLE	1,077.00		25,046.57		(4.51)	4.51		26,123.57
CONTRACTS PAYABLE - RETAINAGE	137,707.73	331,908.74	1,333,611.89	238,808.31	618,908.59	1,751,017.41		4,411,962.67
CONTRACTS RETAINAGE CLEAR			20,413.40		294,095.52			314,508.92
PURCHASING CARD ESCROW DUE TO OTHER FUNDS								
ADVANCES FROM OTHER FUNDS								
RESERVE FOR ENCUMBRANCES	4,273,544.29	316,793.15	55,177,991.25	14,262,834.89	433,153.32	42,279,561.56	3,872,857.09	116,743,878.46
RESERVE FOR COMMITMENTS								
<b>UNENCUMBERED FUND BALANCE:</b>								
APPROPRIATED	10,477,172.40	127,599.67	203,145,296.77	28,003,702.20	20,923,872.22	75,666,850.37	12,442,670.10	338,344,493.63
UNAPPROPRIATED	1,298,384.19	3,965,784.05			416,076.62	211,904.15	425,706.72	5,892,149.01
RESERVED FOR ADVANCES								
<b>TOTAL FUND BALANCE</b>	<b>11,775,556.59</b>	<b>4,093,383.72</b>	<b>203,145,296.77</b>	<b>28,003,702.20</b>	<b>21,339,948.84</b>	<b>75,878,754.52</b>	<b>12,868,376.82</b>	<b>344,236,642.64</b>
<b>TOTAL LIABILITIES, RESERVES, AND FUND BALANCE</b>	<b>\$16,187,885.61</b>	<b>\$4,742,085.61</b>	<b>\$259,702,359.88</b>	<b>\$42,505,345.40</b>	<b>\$22,686,101.76</b>	<b>\$119,909,338.00</b>	<b>\$16,741,233.91</b>	<b>\$465,733,116.26</b>

**CITY OF TULSA, OKLAHOMA**  
**SALES TAX OVERVIEW COMMITTEE REPORT**  
**SCHEDULE OF SALES TAX REVENUE**  
December 2020

Month	COMPARISON TO BUDGET (2020-2021)			COMPARISON TO PRIOR YEAR				
	BUDGET	ACTUAL	DIFFERENCE	2019-2020	2020-2021	AMOUNT	PERCENT	
	AMOUNT	AMOUNT		ACTUAL	ACTUAL	INCREASE (DECREASE)	INCREASE/DECREASE ACTUAL	BUDGET
July	\$ 8,610,765.00	\$ 8,818,368.59	\$ 207,603.59	\$ 9,217,603.00	\$ 8,818,368.59	\$ (399,234.41)	-4.3%	-6.6%
August	\$ 8,698,132.00	\$ 9,272,936.78	574,804.78	\$ 9,263,735.00	\$ 9,272,936.78	9,201.78	0.1%	-6.1%
September	\$ 8,558,231.00	\$ 8,993,120.86	434,889.86	\$ 9,079,958.00	\$ 8,993,120.86	(86,837.14)	-1.0%	-5.7%
October	\$ 8,513,070.00	\$ 9,240,958.34	727,888.34	\$ 9,287,215.00	\$ 9,240,958.34	(46,256.66)	-0.5%	-8.3%
November	\$ 8,409,734.00	\$ 8,961,579.94	551,845.94	\$ 8,934,897.00	\$ 8,961,579.94	26,682.94	0.3%	-5.9%
December	\$ 8,540,060.00	\$ 8,742,413.11	202,353.11	\$ 9,124,882.00	\$ 8,742,413.11	(382,468.89)	-4.2%	-6.4%
January		\$ -	-		\$ -	-	#DIV/0!	#DIV/0!
February		\$ -	-		\$ -	-	#DIV/0!	#DIV/0!
March		\$ -	-		\$ -	-	#DIV/0!	#DIV/0!
April		\$ -	-		\$ -	-	#DIV/0!	#DIV/0!
May		\$ -	-		\$ -	-	#DIV/0!	#DIV/0!
June		\$ -	-		\$ -	-	#DIV/0!	#DIV/0!
<b>TOTAL</b>	<b>\$ 51,329,992.00</b>	<b>\$ 54,029,377.62</b>	<b>\$ 2,699,385.62</b>	<b>\$ 54,908,290.00</b>	<b>\$ 54,029,377.62</b>	<b>\$ (878,912.38)</b>	<b>-1.6%</b>	<b>-6.5%</b>

PERCENT INCREASE (DECREASE) 5.00%

# **2006 SPECIAL EXTENDED SALES TAX**

**FUND 402**

**(SIXTH THIRD PENNY SALES TAX PROGRAM)**

**CITY OF TULSA, OKLAHOMA  
SALES TAX OVERVIEW COMMITTEE REPORT  
FUND 402 - 2006 SPECIAL EXTENDED SALES TAX**

**STATEMENT OF REVENUES, EXPENDITURES AND ENCUMBRANCES  
FOR THE SIX MONTHS ENDED DECEMBER 31, 2020**

	FY ESTIMATED REVENUES/ LIFE-TO-DATE APPROPRIATIONS	CURRENT MONTH	ACTUAL YEAR TO DATE	LIFE TO DATE	OUTSTANDING REVENUES/ BALANCE OF APPROPRIATIONS
<b>Revenue</b>					
Sales Tax	\$	\$	\$	\$ 430,935,953.99	\$
Donations					
Interest on Investments	482,000.00	13,202.31	92,753.40	16,241,250.30	389,246.60
Intergovernmental Revenue Federal, State & Local grants Transfers from other funds					
Miscellaneous Revenue				1,424,225.61	
Total Revenue	<u>482,000.00</u>	<u>13,202.31</u>	<u>92,753.40</u>	<u>448,601,429.90</u>	<u>389,246.60</u>
<b>Expenditures</b>					
Project Expenditures	271,344,933.46	107,238.61	1,111,284.45	256,291,636.07	15,053,297.39
Total Expenditures	<u>271,344,933.46</u>	<u>107,238.61</u>	<u>1,111,284.45</u>	<u>256,291,636.07</u>	<u>15,053,297.39</u>
Excess (Deficiency) of Revenue Over Expenditures			(1,018,531.05)	192,309,793.83	
Completed Projects Encumbrances			<u>4,576,124.99</u>	<u>174,416,586.99</u> <u>4,576,124.99</u>	
Excess (Deficiency) of Revenue Over Expenditures and Encumbrances			(5,594,656.04)	13,317,081.85	
June 30, 2018 Ending Fund Balance			18,829,685.06		
Prior year expenditures					
June 30, 2018 Encumbrances			<u>82,052.83</u>		
Adjusted Beginning Fund Balance			18,911,737.89		
Ending Fund Balance			<u>\$ 13,317,081.85</u>	<u>\$ 13,317,081.85</u>	

**Fund 402**  
**2006 SPECIAL EXTEND SALES TAX**

as of: 12/31/2020

FUND	PROJECT	TITLE	REVISED BUDGET	MTD ACTUAL	YTD ACTUAL	LTD ACTUAL	ENC	COMM	BALANCE
4550	016100	Forensic Lab Expansion	14,729,241.90	-	-	14,729,241.90	-	-	-
402	016130	Replace 2 Police Helicopters	4,344,475.00	-	-	4,344,475.00	-	-	-
402	016200	Apparatus Replacement	12,863,575.91	-	-	12,863,575.91	-	-	(0.00)
402	016240	Site Acq. For Addnl. Station	5,300,000.00	83,618.45	284,815.26	1,069,610.36	3,519,690.14	-	710,699.50
402	016310	Network System Replacement	1,402,150.04	-	-	1,402,150.04	-	-	-
402	017110	General Park Improvements	4,829,359.78	-	42,861.00	4,753,138.75	12,000.00	26,000.00	38,221.03
402	017120	Golf Course Development	459,640.57	-	-	459,640.57	-	-	-
402	017140	Tulsa Zoo Department	2,938,780.81	-	-	2,938,780.81	-	-	-
402	060020	Comprehensive Plan Update	649,253.49	-	-	649,253.49	-	-	-
402	060040	Equipment Mgmt Projects	2,242,000.00	-	-	2,242,000.00	-	-	0.00
402	062100	Unservd Area & Offsite Mns	7,200,000.00	-	-	7,200,000.00	-	-	-
402	062120	Sswwtp 71 Ls Expansion	400,000.00	-	-	400,000.00	-	-	-
402	062130	Spunky Crk Bsn Ms & Ls	9,497,696.77	-	-	9,497,696.77	(0.00)	-	(0.00)
402	062140	Lower Bird Creek Wwtp Exprn	11,000,000.00	-	18,391.42	11,000,000.00	-	-	(0.00)
402	063101	Fred Creek Drainage Imprv	12,250,000.00	-	-	12,250,000.00	-	-	-
402	063106	Elm Crk 6th St Drainage	2,000,000.00	-	-	2,000,000.00	(0.00)	-	0.00
402	063107	Citywide Mdp Updates	450,000.00	-	-	450,000.00	-	-	-
402	063109	Engr And Insp Svc-Fc	500,000.00	-	-	500,000.00	-	-	-
402	064001	Arterial Streets Rehab	28,169,343.33	6,262.36	22,288.70	27,286,548.56	90,587.72	-	792,207.05
402	064002	Residential Streets Rehab	25,849,169.10	-	-	25,815,173.80	0.00	-	33,995.30
402	064003	Traffic Signals & Lighting	2,600,000.00	-	-	2,424,141.75	175,828.25	-	30.00
402	064004	TRAFFIC SIGNAL SYNCH	1,700,000.00	-	-	1,692,173.06	0.00	-	7,826.94
402	064005	St Surface Rpr & Crack Seal	10,000,000.00	-	-	10,000,000.00	0.00	-	(0.00)
402	064060	Bridge Replacement	2,500,000.00	-	7,586.86	2,499,613.73	385.00	-	1.27
402	064062	Bridge Rehab/Repair Cw	2,500,000.00	-	12,429.96	2,469,970.78	30,029.22	-	0.00
402	064093	City Match-Fed/St/Co Projs	1,500,000.00	-	-	1,410,000.00	90,000.00	-	-
402	064101	41St-Garnett To 129Th E Ave	500,000.00	-	16,664.10	498,500.00	1,500.00	-	0.00
402	064102	81St-Memorial To Mingo	7,402,272.09	-	-	7,402,272.09	-	-	0.00
402	064103	91St & Harvard Intersection	2,217,000.00	17,357.80	18,183.47	2,170,297.51	46,702.49	-	0.00
402	064104	91St And Sheridan Inters	4,417,718.54	-	-	4,414,613.00	-	-	3,105.54
402	064105	61St St Riverside To Peoria	800,000.00	-	102.15	705,487.04	23,660.27	-	70,852.69
402	064106	Garnett-11Th To I-244	500,000.00	-	-	499,555.00	-	-	445.00
402	064107	Mingo 71St To 81St	500,000.00	-	-	498,721.40	1,278.60	-	(0.00)
402	064108	Pine St-Memorial To Mingo	500,000.00	-	23,242.83	360,307.01	138,783.97	-	909.02
402	064109	129Th-31St To 41St	5,500,000.00	-	-	5,500,000.00	-	-	-
402	064110	61St-Riverside To Peoria	7,369,000.00	-	-	7,369,000.00	-	-	(0.00)
402	064111	91St-Memorial To Mingo	500,000.00	-	-	59,808.17	-	-	440,191.83
402	065100	Public Facilities Renov	7,080,000.00	-	10,132.26	6,669,224.93	135,618.57	-	275,156.50
402	065300	Energy Efficiency Facil Impr	1,600,000.00	-	-	1,134,165.67	70,052.83	-	395,781.50
402	065320	Gilcrease Museum Renovation	3,342,500.00	-	-	3,342,089.45	410.55	-	0.00
402	065330	Performing Arts Ctr Renova	1,560,000.00	-	-	1,459,247.55	100,752.45	-	(0.00)
402	066210	New Fs 11-11Th/177Th	-	-	-	-	-	-	-
402	066220	Homeland Sec Equip Facil	2,708,852.22	-	-	2,708,852.22	-	-	0.00
402	066310	Weather Alert Sirens Repl	1,694,929.61	-	-	1,694,929.61	-	-	-

**Fund 402**  
**2006 SPECIAL EXTEND SALES TAX**

as of: 12/31/2020

FUND	PROJECT	TITLE	REVISED BUDGET	MTD ACTUAL	YTD ACTUAL	LTD ACTUAL	ENC	COMM	BALANCE
402	066320	61St Twr Comm Shelter Repl	299,964.04	-	-	299,964.04	-	-	-
402	066330	Pwr Prtct Bok Comm Site Bok	104,569.00	-	-	104,569.00	-	-	-
402	066340	Log Sys 800 Mhz Radio Sys	118,787.61	-	-	118,787.61	-	-	-
402	066350	Computer Sys Repl/Enhance	511,449.95	-	-	511,449.95	-	-	-
402	067120	Plgnd Splashpad Park Surfs	3,095,280.61	-	-	3,024,686.42	-	-	70,594.19
402	067130	Playground Equip Repl/Renov	1,063,517.00	-	-	1,054,597.78	-	-	8,919.22
402	067170	Carl Smith Facil Devel	235,421.96	-	-	231,991.95	3,430.01	-	0.00
402	067510	Trails Resurf And Widening	2,924,423.01	-	-	2,924,423.01	-	-	-
402	067520	EST BANK IMPR 11TH-21STS	5,250,000.00	-	-	346,031.29	-	-	4,903,968.71
402	067530	RVR WST FESTIVAL PRK RENOV	7,491,683.05	-	-	7,491,683.05	-	-	-
402	067540	RIVER PRKS FACIL REHAB/REPL	345,186.15	-	-	345,186.15	-	-	-
402	068100	Tda Downtown Prop Acq	1,720,000.00	-	-	1,720,000.00	-	-	-
402	068110	Kendall Whittier Plan Impl	5,000,000.00	-	-	5,000,000.00	-	-	-
402	068120	Dirty Butter Crk Acq Ph2	2,096,066.28	-	-	2,096,066.28	0.00	-	(0.00)
402	068130	Downtown Signage	1,813,710.24	-	-	1,813,710.24	-	-	-
402	068140	Econ Devel Infrastructure	3,000,000.00	-	-	3,000,000.00	-	-	-
402	068160	New Parking Garage	5,000,000.00	-	-	2,301,726.39	-	-	2,698,273.61
402	069100	Mtta System Projects	2,410,000.00	-	-	2,402,136.89	-	-	7,863.11
402	096005	Electronic Ticketing Equip	182,707.40	-	-	182,707.40	-	-	-
402	144104	Riverside Dr & Rltd Infrstr	250,252.64	-	-	250,252.64	-	-	-
402	146200	Fire - SCBA	94,389.51	-	-	94,389.51	-	-	-
402	156000	Radio Sys Upgrd & Assc Equip	3,545,000.00	-	-	3,545,000.00	-	-	-
402	170101	Capital Equipment	172,000.00	-	-	172,000.00	-	-	0.00
402	203400001Z	Tulsa Zoo Department	561,065.85	-	444,633.76	451,650.93	109,414.92	-	(0.00)
402	914411	Tulsa Trails	1,492,500.00	-	-	1,492,500.00	0.00	-	(0.00)
402	962301	Tulsa Convention Center Impr	2,000,000.00	-	-	1,981,869.61	-	-	18,130.39
402	966120	Gilcrease Exp Osage Exp-41st	4,500,000.00	-	-	4,500,000.00	-	-	-
			<b>\$ 271,344,933.46</b>	<b>\$ 107,238.61</b>	<b>\$ 901,331.77</b>	<b>\$ 256,291,636.07</b>	<b>\$ 4,550,124.99</b>	<b>\$ 26,000.00</b>	<b>\$ 10,477,172.40</b>

# **2008 TEMPORARY SALES TAX**

**FUND 404**

**(2008 SPECIAL TEMPORARY SALES TAX FUND)**

**CITY OF TULSA, OKLAHOMA  
SALES TAX OVERVIEW COMMITTEE REPORT  
FUND 404 - 2008 SPECIAL TEMPORARY SALES TAX**

**STATEMENT OF REVENUES, EXPENDITURES AND ENCUMBRANCES  
FOR THE SIX MONTHS ENDED DECEMBER 31, 2020**

	FY ESTIMATED REVENUES/ LIFE-TO-DATE APPROPRIATIONS	CURRENT MONTH	ACTUAL YEAR TO DATE	LIFE TO DATE	OUTSTANDING REVENUES/ BALANCE OF APPROPRIATIONS
<b>Revenue</b>					
Sales Tax	\$	\$	\$	\$ 144,577,118.55	\$
Donations					
Interest on Investments	257,000.00	3,962.71	35,937.96	4,018,583.95	221,062.04
Intergovernmental Revenue					
Federal, State & Local grants					
Transfers from other funds					
Miscellaneous Revenue					
Total Revenue	<u>257,000.00</u>	<u>3,962.71</u>	<u>35,937.96</u>	<u>148,595,702.50</u>	<u>221,062.04</u>
<b>Expenditures</b>					
Project Expenditures	145,493,500.00	786,692.92	2,828,296.62	145,049,107.18	444,392.82
Total Expenditures	<u>145,493,500.00</u>	<u>786,692.92</u>	<u>2,828,296.62</u>	<u>145,049,107.18</u>	<u>444,392.82</u>
Excess (Deficiency) of Revenue Over Expenditures			(2,792,358.66)	3,546,595.32	
Completed Projects Encumbrances			<u>316,793.15</u>	<u>316,793.15</u>	
Excess (Deficiency) of Revenue Over Expenditures and Encumbrances			(3,109,151.81)	3,229,802.17	
June 30, 2018 Ending Fund Balance			6,338,953.98		
Prior year expenditures					
June 30, 2018 Encumbrances					
Adjusted Beginning Fund Balance			<u>6,338,953.98</u>		
Ending Fund Balance			<u>\$ 3,229,802.17</u>	<u>\$ 3,229,802.17</u>	



**Fund 404**  
**2008 SPECIAL TEMP SALES TAX**

as of: 12/31/2020

FUND	PROJECT	TITLE	REVISED BUDGET	MTD ACTUAL	YTD ACTUAL	LTD ACTUAL	ENC	COMM	BALANCE
404	104009	Citywide-Arterial Rehab&Cons	4,200,000.00	-	-	4,200,000.00	-	-	-
404	104010	Citywide-Arterial Sidewalk R	1,600,000.00	-	-	1,600,000.00	-	-	-
404	104015	Citywide Nonarterial Reh&Re	100,000.00	-	-	100,000.00	-	-	-
404	104016	Citywide Nonarterial Sidewlk	702,500.00	-	-	702,500.00	-	-	-
404	104017	Art Rehab Citywide	81,942,000.00	1,506.81	1,506.81	81,852,058.35	87,010.41	-	2,931.24
404	104020	Citywide Nonarterial Sidewlk	15,894,000.00	-	-	15,894,000.00	-	-	(0.00)
404	104021	Citywide Non-arterial RTPV	34,082,000.00	779,306.11	2,308,846.16	33,858,770.43	141,260.76	-	81,968.81
404	104022	Citywide General Engineering	1,383,000.00	5,880.00	20,680.00	1,294,750.02	88,249.98	-	0.00
404	104023	Bridge Repair and Rehab	90,000.00	-	-	87,261.95	-	-	2,738.05
404	144104	Riverside Dr & Rltd Infrstr	5,500,000.00	-	-	5,459,766.43	272.00	-	39,961.57
			<b>\$ 145,493,500.00</b>	<b>\$ 786,692.92</b>	<b>\$ 2,331,032.97</b>	<b>\$ 145,049,107.18</b>	<b>\$ 316,793.15</b>	<b>\$ -</b>	<b>\$ 127,599.67</b>

# **2014 EXTENDED 1.1% SALES TAX**

**FUND 405**

**(2014 EXTENDED 1.1% SALES TAX FUND)**

**CITY OF TULSA, OKLAHOMA  
SALES TAX OVERVIEW COMMITTEE REPORT  
FUND 405 - 2014 EXTENDED 1.1% SALES TAX**

**STATEMENT OF REVENUES, EXPENDITURES AND ENCUMBRANCES  
FOR THE SIX MONTHS ENDED DECEMBER 31, 2020**

	FY ESTIMATED REVENUES/ LIFE-TO-DATE APPROPRIATIONS	CURRENT MONTH	ACTUAL YEAR TO DATE	LIFE TO DATE	OUTSTANDING REVENUES/ BALANCE OF APPROPRIATIONS
<b>Revenue</b>					
Sales Tax	\$ 80,716,900.00	\$ 6,844,593.89	\$ 42,300,580.33	\$ 532,217,421.46	\$ 38,416,319.67
Donations					
Interest on Investments	3,641,000.00	201,696.07	1,347,315.04	14,082,054.85	2,293,684.96
Intergovernmental Revenue					
Federal, State & Local grants					
Transfers from other funds					
Miscellaneous Revenue				98,580.75	
Total Revenue	<u>84,357,900.00</u>	<u>7,046,289.96</u>	<u>43,647,895.37</u>	<u>546,398,057.06</u>	<u>40,710,004.63</u>
<b>Expenditures</b>					
Project Expenditures	<u>567,377,763.82</u>	<u>3,721,408.06</u>	<u>34,574,221.81</u>	<u>301,274,623.35</u>	<u>266,103,140.47</u>
Total Expenditures	<u>567,377,763.82</u>	<u>3,721,408.06</u>	<u>34,574,221.81</u>	<u>301,274,623.35</u>	<u>266,103,140.47</u>
Excess (Deficiency) of Revenue Over Expenditures			9,073,673.56	245,123,433.71	
Completed Projects Encumbrances			<u>61,343,856.81</u>	<u>61,343,856.81</u>	
Excess (Deficiency) of Revenue Over Expenditures and Encumbrances			(52,270,183.25)	183,779,576.90	
June 30, 2018 Ending Fund Balance			227,243,786.37		
Prior year expenditures					
June 30, 2018 Encumbrances			<u>8,805,973.78</u>		
Adjusted Beginning Fund Balance			236,049,760.15		
Ending Fund Balance			<u>\$ 183,779,576.90</u>	<u>\$ 183,779,576.90</u>	

**Fund 405**

**2014 SALES TAX**

as of: 12/31/2020

FUND	PROJECT	TITLE	REVISED BUDGET	MTD ACTUAL	YTD ACTUAL	LTD ACTUAL	ENC	COMM	BALANCE
405	140100	Capital Equipment	46,235,000.00	636,250.00	3,817,500.00	42,417,496.00	-	-	3,817,504.00
405	144017	Art Street Rehab & Citywide	127,340,000.00	465,596.38	6,932,966.82	45,235,672.32	18,078,643.25	67,974.69	63,957,709.74
405	144019	IDL Entrance Rehab	3,000,000.00	458,790.48	458,790.48	2,058,793.68	941,206.32	-	-
405	144103	Yale 96th - 101st St Wdn	17,000,000.00	449,359.32	2,656,053.74	5,095,335.62	6,055,506.96	-	5,849,157.42
405	144008	TRAFFIC SIGNAL INSTALLATION	3,000,000.00	370,141.16	376,348.55	1,492,768.18	706,583.32	89,488.45	711,160.05
405	144094	ODOT Rehab & Replacement	3,800,000.00	255,268.00	341,240.53	2,693,288.61	1,094,879.77	-	11,831.62
405	146130	Police Capital Equipment	22,265,000.00	250,000.00	1,500,000.00	20,765,000.00	-	-	1,500,000.00
405	144018	Bike Ped Master Plan Improv	4,200,000.00	143,562.18	593,789.73	3,616,858.81	148,973.46	-	434,167.73
405	148100	Annual Economic Development	6,675,000.00	125,000.00	126,368.12	2,877,537.00	2,820,000.00	-	977,463.00
405	147100	Rp - Park Facilities Refurb	4,000,000.00	122,074.90	122,074.90	2,948,235.21	-	-	1,051,764.79
405	146300	Financial Sys Replacement	10,000,000.00	110,198.50	110,786.00	8,645,799.86	754,875.63	-	599,324.51
405	146220	Fire Station Rehabilitation	7,250,000.00	65,150.45	493,970.34	5,327,744.74	492,884.73	-	1,429,370.53
405	146310	Law Enforcement Records Mgmt	6,530,000.00	53,969.03	243,760.44	3,974,687.16	2,176,044.31	-	379,268.53
405	148170	Eugene Field Redevelopment	10,900,000.00	52,311.46	2,737,044.60	3,733,134.17	3,426,117.98	-	3,740,747.85
405	148110	Op Ser - Strategic Mobility	1,500,000.00	36,122.70	36,122.70	431,052.95	117,626.05	-	951,321.00
405	144009	TRAFFIC SIGNAL POLE RPL	1,000,000.00	27,658.37	34,298.15	737,096.03	40,122.92	-	222,781.05
405	144063	Bridge Replacement And Rehab	14,685,000.00	23,331.29	930,570.95	4,707,649.63	460,231.18	-	9,517,119.19
405	144007	Traffic Calming & Safety	1,000,000.00	23,251.94	30,299.56	933,824.89	66,175.11	-	(0.00)
405	144104	Riverside Dr & Rltd Infrstr	19,000,000.00	13,106.81	25,631.73	18,110,084.72	58,371.27	-	831,544.01
405	146120	Uniform Division Renovations	3,000,000.00	11,668.05	85,088.11	110,576.74	268,086.26	-	2,621,337.00
405	148130	Op Ser - Northland Str. Acq	5,000,000.00	8,109.41	76,816.95	502,835.90	14,179.61	-	4,482,984.49
405	144004	CW Traffic Signalization	2,000,000.00	7,832.34	19,006.38	1,126,753.39	342,196.39	-	531,050.22
405	148150	Pearl District Flood Control	5,000,000.00	4,092.50	27,834.95	2,707,638.13	133,541.36	-	2,158,820.51
405	145400	Public Facilities, Roofing	3,000,000.00	2,563.50	1,209,554.10	2,316,882.41	206,969.01	-	476,148.58
405	148120	Op Ser - Corridor & Small Ar	2,000,000.00	2,079.00	20,985.00	566,868.24	277.34	499,245.00	933,609.42
405	147510	Whiteside Pool	1,350,000.00	1,245.19	6,416.98	1,342,501.62	0.00	-	7,498.38
405	147520	Playground Safety Surfaces	7,300,000.00	1,202.32	352,560.14	2,068,012.98	1,491,383.04	-	3,740,603.98
405	144120	Gilcrease Exp Local Match	7,500,000.00	942.77	14,403.42	3,395,092.09	1,069,045.71	-	3,035,862.20
405	144101	Yale Ave 81St - 91St Wdn	31,250,000.00	422.66	23,245.33	3,871,359.34	1,317,599.22	-	26,061,041.44
405	147120	Reed - Pool Reconstruction	2,410,000.00	107.35	24,525.34	199,423.11	102,376.16	-	2,108,200.73
405	140040	Cng Fuel Expansion	1,800,000.00	-	-	1,787,810.17	-	-	12,189.83
405	140050	Radio Frequency ID Devices	750,000.00	-	-	-	-	-	750,000.00
405	140060	Emd Emergency Generators	200,000.00	-	-	191,890.18	(0.00)	-	8,109.82
405	140070	Emd Facilities Maintenance	1,000,000.00	-	63,146.20	810,191.46	(0.00)	-	189,808.54
405	140080	Emd Lights, Hvac, Plumbing	2,300,000.00	-	-	556,543.78	(0.00)	-	1,743,456.22
405	143001	Levee District #12 Rehab	3,400,000.00	-	7,818.55	331,604.94	17,599.71	-	3,050,795.35
405	144003	Citywide Guardrail Repl	1,000,000.00	-	24,250.00	119,273.74	325,182.91	-	555,543.35
405	144005	Roadway & Pedestrian Lights	1,000,000.00	-	-	853,014.30	(0.00)	-	146,985.70
405	144006	Signing Pvmnt Mark Dlintion	2,510,000.00	-	67,931.52	1,398,295.07	3,531.25	-	1,108,173.68
405	144010	Creek Turnpike Trail Bridge	200,000.00	-	-	-	-	-	200,000.00
405	144011	GPS Emgency Vehicle Preemp Sys	400,000.00	-	-	-	-	-	400,000.00
405	144020	Citywide-Arterial Rt&Pv Main	3,120,000.00	-	488,369.94	488,369.94	-	-	2,631,630.06
405	144093	Citywide Matching Funds	3,429,500.00	-	52,535.19	3,429,500.00	(0.00)	-	0.00
405	144102	81St St Sheridan - Meml Wdn	12,000,000.00	-	17,375.55	1,189,174.74	8,749,735.58	-	2,061,089.68
405	144105	25 W Ave: Edison-Apache (DS-W)	750,000.00	-	-	-	-	-	750,000.00

**Fund 405**

**2014 SALES TAX**

as of: 12/31/2020

FUND	PROJECT	TITLE	REVISED BUDGET	MTD ACTUAL	YTD ACTUAL	LTD ACTUAL	ENC	COMM	BALANCE
405	144108	Pine St: Mingo-U.S. 169 (DS-W)	500,000.00	-	-	-	-	-	500,000.00
405	144109	Ada Transition Plan - Street	10,200,000.00	-	950,743.74	3,248,858.69	655,433.77	-	6,295,707.54
405	145100	Ada Transition Plan - Bldgs	1,275,000.00	-	1,768.75	425,268.04	23,014.10	-	826,717.86
405	145200	Ada Transition Plan - Parks	1,140,000.00	-	791.98	369,393.93	351,694.05	-	418,912.02
405	145300	Public Facilities, Otc	3,295,000.00	-	-	507,066.10	14,446.72	473,458.62	2,300,028.56
405	145330	Pac - Fire Alarm System	520,000.00	-	-	279,088.07	-	-	240,911.93
405	145340	Pac - Fire Sprinklers	1,140,000.00	-	-	528,578.77	15,967.48	-	595,453.75
405	145350	Pac - Renovations	1,840,000.00	-	696.46	920,696.46	84,289.82	-	835,013.72
405	145360	Pac - Fan Coil Replacement	555,000.00	-	-	548,127.45	6,872.55	-	0.00
405	145370	Pac - Hvac Motor Replacement	175,000.00	-	-	20,000.00	155,000.00	-	-
405	145380	PAC: Roof Replacement	1,300,000.00	-	5,445.50	24,574.95	1,275,425.05	-	-
405	145500	Animal Shelter Exprn Ph 1	2,750,000.00	-	-	89,980.00	36,409.39	-	2,623,610.61
405	145600	Animal Shelter Facility Imp	750,000.00	-	-	705,467.71	-	-	44,532.29
405	145610	Gm - Cctv Camera Upgrade	491,854.46	-	-	491,854.46	-	-	-
405	145620	Gilcrease Lib/Arch Storage	300,000.00	-	-	300,000.00	-	-	-
405	145630	Helmerich Hall Floor Repl	1,374.12	-	-	1,374.12	-	-	(0.00)
405	145640	Gilcrease: Gallery wood floor	-	-	-	-	-	-	-
405	145650	GM - Grease Trap & Sewer	54,047.48	-	-	54,047.48	-	-	-
405	145660	GM - Gallery Lighting Cntrls	218,393.61	-	-	218,393.61	(0.00)	-	0.00
405	145670	GM - Fire Suppression	43,119.58	-	-	43,119.51	-	-	0.07
405	145680	Gilcrease: Kitchen renovation	-	-	-	-	0.00	-	(0.00)
405	145690	GM - Perimeter Fence	30,595.39	-	-	30,595.39	-	-	0.00
405	145700	GM - Public Restroom	11,553.31	-	-	11,553.31	-	-	(0.00)
405	145710	Gilcrease: Restore N Park	-	-	-	-	-	-	-
405	145710A	Gilcrease: Restore N Park	-	-	-	-	-	-	-
405	145720	GM HVAC Humidification	1,078,145.54	-	-	976,129.11	-	-	102,016.43
405	145730	Gilcrease: Chromatic Glass	-	-	-	-	-	-	-
405	145740	GM Chilled Water Drive	155,000.00	-	-	155,000.00	-	-	-
405	145750	GM HVAC Controls	400,000.00	-	-	400,000.00	-	-	-
405	145760	GM - Halon Fire Suppression	632,623.06	-	-	632,623.06	0.00	-	(0.00)
405	145770	Gilcrease: Parking Expansion	-	-	-	-	-	-	-
405	145780	GM - Roof Replacement	1,322,531.58	-	-	1,322,531.58	(0.00)	-	0.00
405	145790	GM - Thoms Gilcrease Roof	518,324.73	-	-	518,324.73	(0.00)	-	(0.00)
405	145800	Tulsa Centrl Library Project	10,000,000.00	-	-	10,000,000.00	-	-	-
405	146100	Helicopter Replacement	2,802,000.00	-	-	2,802,000.00	-	-	-
405	146110	Police Academy-Crt-Compstat	4,040,000.00	-	231,463.02	2,874,212.92	(0.00)	-	1,165,787.08
405	146200	Fire - SCBA	2,600,000.00	-	-	2,600,000.00	-	-	-
405	146210	Apparatus Replacement	17,000,000.00	-	761,375.76	11,712,285.81	2,877,997.93	1,885,359.32	524,356.94
405	146230	Fire Station Generators	1,500,000.00	-	-	942,068.86	557,931.14	-	-
405	146240	Fire Department Facilities	2,000,000.00	-	56,673.09	108,609.09	131,352.91	-	1,760,038.00
405	147130	Security System Upgrades	160,000.00	-	3,213.46	85,708.45	4,000.00	-	70,291.55
405	147140	Tiger & Snow Leopard Exhibit	3,165,497.09	-	-	3,165,497.09	-	-	0.00
405	147150	Carnivores Exhibits	8,000,000.00	-	-	619.32	-	-	7,999,380.68
405	147160	Hicks Park Improvements	635,000.00	-	5,300.00	483,214.70	1,686.55	-	150,098.75
405	147170	Hunter: Restroom (Exp & Repr)	400,000.00	-	-	-	-	-	400,000.00

**Fund 405**

**2014 SALES TAX**

as of: 12/31/2020

FUND	PROJECT	TITLE	REVISED BUDGET	MTD ACTUAL	YTD ACTUAL	LTD ACTUAL	ENC	COMM	BALANCE
405	147180	Lacy Park Master Plan - Ph 1	3,600,000.00	-	-	3,583,825.97	11,000.00	-	5,174.03
405	147190	Water Playgrounds	1,580,000.00	-	12,651.60	1,076,896.75	12,133.10	-	490,970.15
405	147200	Rp - Pedestrian Bridge Imp	7,760,000.00	-	-	7,743,717.33	16,281.67	-	1.00
405	147210	Mohawk Golf Club House	265,000.00	-	35,918.75	178,395.34	-	-	86,604.66
405	147220	Page Belcher Improvements	400,000.00	-	27,865.00	176,814.20	135.70	-	223,050.10
405	147230	Savage Park Improvements	120,000.00	-	5,139.02	13,298.59	9,617.02	-	97,084.39
405	147240	Whiteside Plumbing Repairs	355,000.00	-	3,363.94	249,219.96	4,118.82	-	101,661.22
405	147250	Woodward: Comp Landscaping	4,850,000.00	-	-	-	-	-	4,850,000.00
405	147260	Cousins Park Improvements	1,975,000.00	-	-	-	-	-	1,975,000.00
405	147270	Carl Smith Improvements	185,000.00	-	5,224.57	14,837.35	7,388.98	-	162,773.67
405	147300	Berry - Pool Reconstruction	2,424,185.98	-	-	-	-	-	2,424,185.98
405	147400	Lacy - Pool	2,640,000.00	-	-	2,608,738.87	19,904.73	-	11,356.40
405	147500	Mcclure - Pool	4,725,000.00	-	-	4,470,885.66	27,335.84	-	226,778.50
405	148140	Retail and Res Development	4,000,000.00	-	-	3,998,400.00	-	-	1,600.00
405	148160	Charles Page Boulevard - Plan	445,000.00	-	-	-	-	-	445,000.00
405	148180	Route 66 Restrooms & Parking	550,000.00	-	(24,589.18)	524,394.54	1,016.28	-	24,589.18
405	149100	Transit Coach & Lift Match	14,750,000.00	-	619,936.80	8,552,272.80	-	-	6,197,727.20
405	149200	Peoria (Brt) Project	14,052,005.06	-	160.00	13,576,420.11	152,886.32	-	322,698.63
405	193400000Z	Zoo Playground	1,650,000.00	-	-	1,451,728.18	-	-	198,271.82
405	2059FR0046	Consulting Services - Match	70,500.00	-	23,913.00	27,488.00	-	-	43,012.00
405	2125X0001Z	Computer Aided Dispatch (CAD)	660,000.00	-	264,955.00	264,955.00	395,045.00	-	-
405	2132X0001Z	MTTA Parking Lot	947,994.94	-	-	-	-	-	947,994.94
405	2134B0001Z	Gilcrease Museum Facility Imp	3,323,517.89	-	-	-	-	-	3,323,517.89
			<b>\$ 567,377,763.82</b>	<b>\$ 3,721,408.06</b>	<b>\$ 27,141,491.25</b>	<b>\$ 301,274,823.27</b>	<b>\$ 58,328,330.73</b>	<b>\$ 3,015,526.08</b>	<b>\$ 204,759,083.74</b>

**2016 VISION TULSA ECONOMIC  
DEVELOPMENT SALES FUND**

**FUND 4000**

**(2016 LIMITED PURPOSE TEMPORARY SALES TAX FUND)**

**CITY OF TULSA, OKLAHOMA  
SALES TAX OVERVIEW COMMITTEE REPORT  
FUND 4000 - 2016 VISION TULSA ECONOMIC DEVELOPMENT**

**STATEMENT OF REVENUES, EXPENDITURES AND ENCUMBRANCES  
FOR THE SIX MONTHS ENDED DECEMBER 31, 2020**

	FY ESTIMATED REVENUES/ LIFE-TO-DATE APPROPRIATIONS	CURRENT MONTH	ACTUAL YEAR TO DATE	LIFE TO DATE	OUTSTANDING REVENUES/ BALANCE OF APPROPRIATIONS
<b>Revenue</b>					
Sales Tax	\$ 28,903,500.00	\$ 2,614,529.44	\$ 15,572,321.12	\$ 112,425,611.75	\$ 13,331,178.88
Donations					
Interest on Investments	659,000.00	29,019.61	178,876.03	1,751,705.09	480,123.97
Intergovernmental Revenue					
Federal, State & Local grants					
Transfers from other funds					
Miscellaneous Revenue					
Total Revenue	<u>29,562,500.00</u>	<u>2,643,549.05</u>	<u>15,751,197.15</u>	<u>114,177,316.84</u>	<u>13,811,302.85</u>
<b>Expenditures</b>					
Project Expenditures	<u>127,143,644.98</u>	<u>3,871,416.60</u>	<u>16,773,184.43</u>	<u>76,581,431.31</u>	<u>50,562,213.67</u>
Total Expenditures	<u>127,143,644.98</u>	<u>3,871,416.60</u>	<u>16,773,184.43</u>	<u>76,581,431.31</u>	<u>50,562,213.67</u>
Excess (Deficiency) of Revenue Over Expenditures			(1,021,987.28)	37,595,885.53	
Completed Projects Encumbrances			<u>17,755,988.10</u>	<u>17,755,988.10</u>	
Excess (Deficiency) of Revenue Over Expenditures and Encumbrances			(18,777,975.38)	19,839,897.43	
June 30, 2018 Ending Fund Balance			38,496,944.74		
Prior year expenditures					
June 30, 2018 Encumbrances			<u>120,928.07</u>		
Adjusted Beginning Fund Balance			38,617,872.81		
Ending Fund Balance			<u>\$ 19,839,897.43</u>	<u>\$ 19,839,897.43</u>	



**Fund 4000**  
**2016 VISION ED CAPITAL PROJ**

as of: 12/31/2020

FUND	PROJECT	TITLE	REVISED BUDGET	MTD ACTUAL	YTD ACTUAL	LTD ACTUAL	ENC	COMM	BALANCE
4000	170160	Transfer to TPFA 2017	64,100,000.00	1,649,266.67	10,204,400.01	44,710,308.61	-	-	19,389,691.39
4000	170000	Zink Lake and Related Improvem	21,690,000.00	1,435,529.64	4,776,166.24	4,787,489.81	13,427,273.98	3,475,236.21	0.00
4000	170010	Turkey Mountain Urban Wilderne	1,000,000.00	490,928.25	490,928.25	490,928.25	26.00	-	509,045.75
4000	170090	Public School Partnership	4,300,000.00	194,807.04	510,135.93	2,409,250.65	-	-	1,890,749.35
4000	170080MOED	CW & Rt 66 Beaut Rvst_MOED	3,550,000.00	80,000.00	90,000.00	1,315,000.00	760,000.00	-	1,475,000.00
4000	170145	Tulsa Arts Commission	600,000.00	17,917.00	282,087.00	282,087.00	17,917.00	-	299,996.00
4000	170080PLAN	CW & Rt 66 Beaut Rvst_PLAN	826,343.79	2,968.00	43,938.95	269,373.97	73,626.18	-	483,343.64
4000	170015	Levee Dist #12 Rehab (Match)	2,500,000.00	-	-	-	-	-	2,500,000.00
4000	170020	Trail E Bank 101 Cousins Park	2,000,000.00	-	-	69,165.48	19.59	-	1,930,814.93
4000	170025	23rd Jackson Redevelop Study	1,000,000.00	-	318,469.91	759,760.95	610.71	-	239,628.34
4000	170035	Cox Center & Dist Master Plan	14,100,000.00	-	-	14,100,000.00	(0.00)	-	(0.00)
4000	170060	BMX National Headquarters	5,801.19	-	-	-	-	-	5,801.19
4000	170065	South Mingo Corridor	1,000,000.00	-	-	1,935.00	-	-	998,065.00
4000	170080ENGR	CW & Rt 66 Beaut Rvst_ENGR	637,500.00	-	-	-	-	-	637,500.00
4000	170085	Peoria - Mohawk: Business Park	3,264,000.00	-	109.02	1,817,410.02	0.00	-	1,446,589.98
4000	170095	Community Health Connection	4,570,000.00	-	-	4,570,000.00	-	-	-
4000	170105	Discovery Lab Site	-	-	-	-	-	-	-
4000	170125	McCullough Park	1,000,000.00	-	-	-	-	-	1,000,000.00
4000	170155	PAC Improvement Master Plan	1,000,000.00	-	15,032.80	998,721.57	1,278.43	-	0.00
			<b>\$ 127,143,644.98</b>	<b>\$ 3,871,416.60</b>	<b>\$ 16,731,268.11</b>	<b>\$ 76,581,431.31</b>	<b>\$ 14,280,751.89</b>	<b>\$ 3,475,236.21</b>	<b>\$ 32,806,225.57</b>

**2016 VISION ADVANCE FUNDED  
REVENUE BOND FUND**

**FUND 4001**

**(2016 ADVANCE FUNDED BOND FUND)**

**CITY OF TULSA, OKLAHOMA  
SALES TAX OVERVIEW COMMITTEE REPORT  
FUND 4001 - 2017 VISION ECONOMIC DEVELOPMENT BOND FUND ISSUE 1**

**STATEMENT OF REVENUES, EXPENDITURES AND ENCUMBRANCES  
FOR THE SIX MONTHS ENDED DECEMBER 31, 2020**

	FY ESTIMATED REVENUES/ LIFE-TO-DATE APPROPRIATIONS	CURRENT MONTH	ACTUAL YEAR TO DATE	LIFE TO DATE	OUTSTANDING REVENUES/ BALANCE OF APPROPRIATIONS
<b>Revenue</b>					
Bond Sale Receipts	\$	\$	\$	\$ 115,300,000.00	\$
Donations					
Miscellaneous Revenue				3,175,000.00	
Total Revenue				<u>118,475,000.00</u>	
<b>Expenditures</b>					
Project Expenditures	118,475,000.00	424,242.57	8,227,359.84	90,939,819.08	27,535,180.92
Total Expenditures	<u>118,475,000.00</u>	<u>424,242.57</u>	<u>8,227,359.84</u>	<u>90,939,819.08</u>	<u>27,535,180.92</u>
Excess (Deficiency) of Revenue Over Expenditures			(8,227,359.84)	27,535,180.92	
Completed Projects Encumbrances			<u>25,167,720.71</u>	<u>25,167,720.71</u>	
Excess (Deficiency) of Revenue Over Expenditures and Encumbrances			(33,395,080.55)	2,367,460.21	
June 30, 2018 Ending Fund Balance			26,267,715.84		
Prior year expenditures					
June 30, 2018 Encumbrances			<u>9,494,824.92</u>		
Adjusted Beginning Fund Balance			<u>35,762,540.76</u>		
Ending Fund Balance			<u>\$ 2,367,460.21</u>	<u>\$ 2,367,460.21</u>	

**Fund 4001**  
**2017 VISION ED ISSUE 1**

as of: 12/31/2020

FUND	PROJECT	TITLE	REVISED BUDGET	MTD ACTUAL	YTD ACTUAL	LTD ACTUAL	ENC	COMM	BALANCE
4001	170000	Zink Lake and Related Improve	24,425,000.00	85,803.24	87,441.34	5,492,431.16	15,128,605.05	3,803,963.79	0.00
4001	170030	Gilcrease Museum Expansion	1,000,000.00	-	202,328.58	1,000,000.00	-	-	0.00
4001	170035	Cox Center & Dist Master Plan	13,250,000.00	-	-	13,109,304.09	131,195.91	-	9,500.00
4001	170040	Tulsa Fairgrounds	26,325,000.00	-	-	26,325,000.00	0.00	-	(0.00)
4001	170045	Airport Infrastructure	9,100,000.00	(5,011.90)	681,721.13	6,119,118.00	2,980,882.00	-	0.00
4001	170055	Langston Health Complex Exp	1,800,000.00	-	28,727.35	1,800,000.00	0.00	-	(0.00)
4001	170060	BMX National Headquarters	1,350,000.00	-	-	1,350,000.00	(0.00)	-	0.00
4001	170065	South Mingo Corridor	11,000,000.00	343,451.23	1,398,338.84	6,023,185.64	3,042,078.12	-	1,934,736.24
4001	170070	Public School Safety First	5,000,000.00	-	1,197,782.53	4,690,179.44	0.00	-	309,820.56
4001	170095	Community Health Connection	5,405,000.00	-	-	5,405,000.00	-	-	-
4001	170100	Air National Guard Training Ce	9,400,000.00	-	166.95	9,358,127.35	2,129.86	-	39,742.79
4001	170110	N Peoria Conn 56-Mohawk	900,000.00	-	-	871,987.17	28,012.83	-	(0.00)
4001	170115	TCC Career Placement	5,320,000.00	-	-	5,320,000.00	0.00	-	(0.00)
4001	170120	UCAT Auth OSU Tulsa	-	-	-	-	-	-	-
4001	170130	Mohawk Sports Complex	3,500,000.00	-	-	3,468,440.74	31,559.26	-	(0.00)
4001	170135	Go Plan Priority Projects	-	-	-	-	-	-	-
4001	170140	Rt 66 Village Train Depot	400,000.00	-	110,765.66	380,706.11	19,293.89	-	0.00
4001	170150A	2017 Vision ED Issue Costs_1	300,000.00	-	-	226,339.38	-	-	73,660.62
			<b>\$ 118,475,000.00</b>	<b>\$ 424,242.57</b>	<b>\$ 3,707,272.38</b>	<b>\$ 90,939,819.08</b>	<b>\$ 21,363,756.92</b>	<b>\$ 3,803,963.79</b>	<b>\$ 2,367,460.21</b>

**2016 VISION ADVANCE FUNDED  
REVENUE BOND FUND**

**FUND 4003**

**(2016 ADVANCE FUNDED BOND FUND)**

**CITY OF TULSA, OKLAHOMA  
SALES TAX OVERVIEW COMMITTEE REPORT  
FUND 4003 - 2017 VISION ECONOMIC DEVELOPMENT BOND FUND ISSUE 2**

**STATEMENT OF REVENUES, EXPENDITURES AND ENCUMBRANCES  
FOR THE SIX MONTHS ENDED DECEMBER 31, 2020**

	FY ESTIMATED REVENUES/ LIFE-TO-DATE APPROPRIATIONS	CURRENT MONTH	ACTUAL YEAR TO DATE	LIFE TO DATE	OUTSTANDING REVENUES/ BALANCE OF APPROPRIATIONS
<b>Revenue</b>					
Bond Sale Receipts	\$	\$	\$	\$ 118,100,000.00	\$
Donations					
Miscellaneous Revenue					
Total Revenue				<u>118,100,000.00</u>	
<b>Expenditures</b>					
Project Expenditures	118,100,000.00	3,605,322.31	32,325,098.13	62,994,111.94	55,105,888.06
Total Expenditures	<u>118,100,000.00</u>	<u>3,605,322.31</u>	<u>32,325,098.13</u>	<u>62,994,111.94</u>	<u>55,105,888.06</u>
Excess (Deficiency) of Revenue Over Expenditures			(32,325,098.13)	55,105,888.06	
Completed Projects Encumbrances			<u>41,789,311.91</u>	<u>41,789,311.91</u>	
Excess (Deficiency) of Revenue Over Expenditures and Encumbrances			(74,114,410.04)	13,316,576.15	
June 30, 2018 Ending Fund Balance			87,430,986.19		
Prior year expenditures					
June 30, 2018 Encumbrances					
Adjusted Beginning Fund Balance			<u>87,430,986.19</u>		
Ending Fund Balance			<u>\$ 13,316,576.15</u>	<u>\$ 13,316,576.15</u>	

**Fund 4003**  
**2017 VISION ED ISSUE 2**

as of: 12/31/2020

FUND	PROJECT	TITLE	REVISED BUDGET	MTD ACTUAL	YTD ACTUAL	LTD ACTUAL	ENC	COMM	BALANCE
4003	170000	Zink Lake and Related Improvem	16,885,000.00	653,761.20	661,085.89	661,085.89	13,776,433.40	-	2,447,480.71
4003	170005	Low-Water Dam and Pedestrian B	-	-	-	-	-	-	-
4003	170010	Turkey Mountain Urban Wilderne	5,000,000.00	1,999,095.75	4,951,568.75	5,000,000.00	-	-	-
4003	170030	Gilcrease Museum Expansion	6,000,000.00	104,956.00	1,118,139.57	2,273,682.92	3,726,317.08	-	0.00
4003	170035	Cox Center & Dist Master Plan	27,650,000.00	(714.58)	4,989,601.43	26,362,813.22	1,039,150.22	-	248,036.56
4003	170040	Tulsa Fairgrounds	3,675,000.00	-	1,170.40	2,151,454.28	1,519,216.12	-	4,329.60
4003	170045	Airport Infrastructure	9,100,000.00	-	-	-	9,100,000.00	-	-
4003	170050	Tulsa Zoo & Living Museum	3,000,000.00	39,265.58	1,106,106.95	1,186,005.85	1,252,296.46	-	561,697.69
4003	170055	Langston Health Complex Exp	11,450,000.00	-	11,450,000.00	11,450,000.00	-	-	-
4003	170060	BMX National Headquarters	13,650,000.00	703,403.88	4,047,584.07	4,919,247.03	8,491,872.22	-	238,880.75
4003	170070	Public School Safety First	4,750,000.00	68,018.29	315,179.23	3,854,458.57	438,524.43	-	457,017.00
4003	170085	Peoria - Mohawk: Business Park	2,500,000.00	-	387,323.31	2,112,020.84	387,979.16	-	0.00
4003	170105	Discovery Lab Site	8,000,000.00	-	550.00	8,750.00	-	-	7,991,250.00
4003	170110	N Peoria Conn 56-Mohawk	3,000,000.00	7,822.00	7,822.00	1,761,075.06	0.00	-	1,238,924.94
4003	170125	McCullough Park	540,000.00	29,714.19	147,949.76	355,221.27	184,778.73	-	-
4003	170140	Rt 66 Village Train Depot	2,600,000.00	-	586,775.91	632,125.92	1,872,744.09	-	95,129.99
4003	170150B	2017 Vision ED Issue Bond Cost	300,000.00	-	-	266,171.09	-	-	33,828.91
			<b>\$ 118,100,000.00</b>	<b>\$ 3,605,322.31</b>	<b>\$ 29,770,857.27</b>	<b>\$ 62,994,111.94</b>	<b>\$ 41,789,311.91</b>	<b>\$ -</b>	<b>\$ 13,316,576.15</b>

**2016 VISION ADVANCE FUNDED  
REVENUE BOND FUND**

**FUND 4004**

**(2016 ADVANCE FUNDED BOND FUND)**



**CITY OF TULSA, OKLAHOMA  
SALES TAX OVERVIEW COMMITTEE REPORT  
FUND 4004 - 2017 VISION ECONOMIC DEVELOPMENT BOND FUND ISSUE 3**

**STATEMENT OF REVENUES, EXPENDITURES AND ENCUMBRANCES  
FOR THE SIX MONTHS ENDED DECEMBER 31, 2020**

	FY ESTIMATED REVENUES/ LIFE-TO-DATE APPROPRIATIONS	CURRENT MONTH	ACTUAL YEAR TO DATE	LIFE TO DATE	OUTSTANDING REVENUES/ BALANCE OF APPROPRIATIONS
<b>Revenue</b>					
Bond Sale Receipts	\$	\$	\$	\$ 114,025,000.00	\$
Donations					
Miscellaneous Revenue					
Total Revenue				<u>114,025,000.00</u>	
<b>Expenditures</b>					
Project Expenditures	114,025,000.00	2,703,826.14	6,953,364.07	7,491,786.58	106,533,213.42
Total Expenditures	<u>114,025,000.00</u>	<u>2,703,826.14</u>	<u>6,953,364.07</u>	<u>7,491,786.58</u>	<u>106,533,213.42</u>
Excess (Deficiency) of Revenue Over Expenditures			(6,953,364.07)	106,533,213.42	
Completed Projects Encumbrances			<u>63,486,002.89</u>	<u>63,486,002.89</u>	
Excess (Deficiency) of Revenue Over Expenditures and Encumbrances			(70,439,366.96)	43,047,210.53	
June 30, 2018 Ending Fund Balance			113,486,577.49		
Prior year expenditures					
June 30, 2018 Encumbrances					
Adjusted Beginning Fund Balance			<u>113,486,577.49</u>		
Ending Fund Balance			<u>\$ 43,047,210.53</u>	<u>\$ 43,047,210.53</u>	

**Fund 4004**  
**2017 VISION ED ISSUE 3**

as of: 12/31/2020

FUND	PROJECT	TITLE	REVISED BUDGET	MTD ACTUAL	YTD ACTUAL	LTD ACTUAL	ENC	COMM	BALANCE
4004	170005	Low-Water Dam and Pedestrian B	2,800,000.00	-	-	-	-	-	2,800,000.00
4004	170030	Gilcrease Museum Expansion	58,000,000.00	1,968,200.00	2,002,303.20	2,002,303.20	55,920,298.89	-	77,397.91
4004	170045	Airport Infrastructure	9,100,000.00	-	-	-	1,312,414.92	-	7,787,585.08
4004	170050	Tulsa Zoo & Living Museum	22,000,000.00	-	-	-	30,000.00	-	21,970,000.00
4004	170055	Langston Health Complex Exp	3,000,000.00	-	3,000,000.00	3,000,000.00	-	-	-
4004	170060	BMX National Headquarters	3,600,000.00	-	-	-	3,600,000.00	-	-
4004	170065	South Mingo Corridor	3,000,000.00	-	-	-	-	-	3,000,000.00
4004	170070	Public School Safety First	4,750,000.00	-	-	-	-	-	4,750,000.00
4004	170080MOED	CW & Rt 66 Beaut Reinvestment_	150,000.00	-	-	-	-	-	150,000.00
4004	170085	Peoria - Mohawk Business Park	4,200,000.00	591,336.22	592,025.50	592,025.50	1,144,000.00	-	2,463,974.50
4004	170135	Go Plan Priority Projects	3,125,000.00	144,289.92	1,359,035.37	1,645,710.92	1,479,289.08	-	0.00
4004	170150C	2017 Vision ED Issue Bond Cost	300,000.00	-	-	251,746.96	-	-	48,253.04
			<b>\$ 114,025,000.00</b>	<b>\$ 2,703,826.14</b>	<b>\$ 6,953,364.07</b>	<b>\$ 7,491,786.58</b>	<b>\$ 63,486,002.89</b>	<b>\$ -</b>	<b>\$ 43,047,210.53</b>

# **2008 GO BOND FUNDS**

**FUNDS 4260~4266 COMBINED**

**(2008 GENERAL OBLIGATION BOND FUNDS)**

**CITY OF TULSA, OKLAHOMA  
SALES TAX OVERVIEW COMMITTEE REPORT  
FUND 4260-4266 - 2008 GO BOND FUNDS**

**STATEMENT OF REVENUES, EXPENDITURES AND ENCUMBRANCES  
FOR THE SIX MONTHS ENDED DECEMBER 31, 2020**

	FY ESTIMATED REVENUES/ LIFE-TO-DATE APPROPRIATIONS	CURRENT MONTH	ACTUAL YEAR TO DATE	LIFE TO DATE	OUTSTANDING REVENUES/ BALANCE OF APPROPRIATIONS
<b>Revenue</b>					
Bond Sale Receipts	\$	\$	\$	\$ 285,000,000.00	\$
Donations					
Miscellaneous Revenue					
Total Revenue				<u>285,000,000.00</u>	
<b>Expenditures</b>					
Project Expenditures	230,054,936.55	264,911.75	1,573,176.89	208,697,911.01	21,357,025.54
Total Expenditures	<u>230,054,936.55</u>	<u>264,911.75</u>	<u>1,573,176.89</u>	<u>208,697,911.01</u>	<u>21,357,025.54</u>
Excess (Deficiency) of Revenue Over Expenditures			(1,573,176.89)	76,302,088.99	
Completed Projects				54,945,063.45	
Encumbrances			<u>433,153.32</u>	<u>433,153.32</u>	
Excess (Deficiency) of Revenue Over Expenditures and Encumbrances			(2,006,330.21)	20,923,872.22	
June 30, 2018 Ending Fund Balance			22,930,202.43		
Prior year expenditures					
June 30, 2018 Encumbrances					
Adjusted Beginning Fund Balance			<u>22,930,202.43</u>		
Ending Fund Balance			<u>\$ 20,923,872.22</u>	<u>\$ 20,923,872.22</u>	

**Fund**

**426**

**2008 GO BOND PROGRAM**

as of: 12/31/2020

FUND	PROJECT	TITLE	REVISED BUDGET	MTD ACTUAL	YTD ACTUAL	LTD ACTUAL	ENC	COMM	BALANCE
4265	104307	Maintenance Zone 3007	1,788,000.00	227,329.58	227,329.58	1,730,877.00	-	-	57,123.00
4264	104107	Maintenance Zone 1007	774,971.00	20,441.37	138,350.46	769,245.14	5,035.86	-	690.00
4264	104307	Maintenance Zone 3007	198,734.00	17,140.80	17,140.80	198,734.00	-	-	-
4261	104003	61st S-33rd W Ave to Union	232,000.00	-	-	72,145.64	159,854.36	-	-
4263	104003	61st S-33rd W Ave to Union	2,217,209.71	-	-	1,324,527.90	-	-	892,681.81
4261	104004	71st S-Hwy 75 to Arkansas Rive	343,000.00	-	-	343,000.00	-	-	0.00
4263	104004	71st S-Hwy 75 to Arkansas Rive	3,673,123.62	-	-	3,617,048.74	-	-	56,074.88
4263	104005	81ST S-YALE AVE TO SHERIDAN	923,503.46	-	-	923,488.36	-	-	15.10
4260	104006	101St S-Harvard Ave To Yale	58,155.21	-	-	58,155.21	-	-	-
4261	104006	101St S-Harvard Ave To Yale	1,066,494.63	-	-	1,066,494.63	0.00	-	(0.00)
4262	104006	101St S-Harvard Ave To Yale	1,131,141.85	-	-	1,131,141.85	(0.00)	-	0.00
4263	104006	101St S-Harvard Ave To Yale	3,074,799.31	-	-	2,446,327.87	(0.00)	-	628,471.44
4261	104008	129th E Ave-21st S to 11th	252,739.33	-	-	252,739.33	-	-	-
4263	104008	129th E Ave-21st S to 11th	2,255,427.59	-	-	772,254.96	-	-	1,483,172.63
4261	104009	Citywide-Arterial Rehab&Cons	150,000.00	-	-	150,000.00	-	-	-
4263	104009	Citywide-Arterial Rehab&Cons	25,000.00	-	-	25,000.00	-	-	-
4264	104009	Citywide-Arterial Rehab&Cons	60,000.00	-	-	60,000.00	-	-	-
4265	104009	Citywide-Arterial Rehab&Cons	10,000.00	-	-	10,000.00	-	-	-
4261	104010	Citywide-Arterial Sidewalk R	120,000.00	-	-	120,000.00	-	-	-
4262	104010	Citywide-Arterial Sidewalk R	40,000.00	-	-	40,000.00	-	-	-
4263	104010	Citywide-Arterial Sidewalk R	80,000.00	-	-	80,000.00	-	-	-
4264	104010	Citywide-Arterial Sidewalk R	80,000.00	-	-	80,000.00	-	-	-
4265	104010	Citywide-Arterial Sidewalk R	80,000.00	-	-	80,000.00	-	-	-
4261	104011	Citywide - Trails	365,000.00	-	-	365,000.00	-	-	(0.00)
4262	104011	Citywide - Trails	100,000.00	-	-	100,000.00	-	-	-
4263	104011	Citywide - Trails	250,000.00	-	-	240,572.63	-	-	9,427.37
4264	104011	Citywide - Trails	133,000.00	-	-	133,000.00	-	-	-
4265	104011	Citywide - Trails	152,000.00	-	-	152,000.00	-	-	-
4261	104012	Citywide-Railroad Crossings	125,000.00	-	2,604.20	125,000.00	-	-	-
4262	104012	Citywide-Railroad Crossings	50,000.00	-	-	50,000.00	-	-	-
4263	104012	Citywide-Railroad Crossings	75,000.00	-	-	75,000.00	-	-	-
4264	104012	Citywide-Railroad Crossings	125,000.00	-	403.65	125,000.00	-	-	-
4266	104012	Citywide-Railroad Crossings	125,000.00	-	476.22	125,000.00	-	-	0.00
4261	104013	Citywide - Local Match	2,996,000.00	-	-	2,813,486.95	182,513.05	-	(0.00)
4262	104013	Citywide - Local Match	1,000.00	-	-	1,000.00	-	-	-
4263	104013	Citywide - Local Match	1,000.00	-	-	1,000.00	-	-	-
4264	104013	Citywide - Local Match	1,000.00	-	-	1,000.00	-	-	-
4265	104013	Citywide - Local Match	1,000.00	-	-	1,000.00	-	-	-
4261	104014	Citywide General Eng/Test/In	47,140.00	-	-	47,140.00	-	-	-
4262	104014	Citywide General Eng/Test/In	33,113.00	-	-	33,113.00	-	-	-
4263	104014	Citywide General Eng/Test/In	30,887.00	-	-	15,491.47	15,395.53	-	(0.00)
4264	104014	Citywide General Eng/Test/In	25,000.00	-	-	25,000.00	-	-	0.00
4265	104014	Citywide General Eng/Test/In	26,000.00	-	2,988.26	20,645.90	(0.00)	-	5,354.10
4266	104014	Citywide General Eng/Test/In	2,000.00	-	-	2,000.00	-	-	-

## Fund

426

## 2008 GO BOND PROGRAM

as of: 12/31/2020

FUND	PROJECT	TITLE	REVISED BUDGET	MTD ACTUAL	YTD ACTUAL	LTD ACTUAL	ENC	COMM	BALANCE
4261	104015	Citywide Nonarterial Reh&Re	80,000.00	-	-	80,000.00	-	-	-
4262	104015	Citywide Nonarterial Reh&Re	1,180,000.00	-	-	1,180,000.00	-	-	-
4263	104015	Citywide Nonarterial Reh&Re	20,000.00	-	-	20,000.00	-	-	-
4264	104015	Citywide Nonarterial Reh&Re	90,000.00	-	-	89,999.00	-	-	1.00
4261	104016	Citywide Nonarterial Sidewlk	60,000.00	-	-	60,000.00	-	-	-
4262	104016	Citywide Nonarterial Sidewlk	60,000.00	-	-	60,000.00	-	-	-
4263	104016	Citywide Nonarterial Sidewlk	60,000.00	-	-	60,000.00	-	-	-
4264	104016	Citywide Nonarterial Sidewlk	90,000.00	-	-	90,000.00	-	-	-
4265	104016	Citywide Nonarterial Sidewlk	30,000.00	-	-	4,492.22	-	-	25,507.78
4260	104018	129th E Ave Admiral to Pine	2,703,625.00	-	-	1,289,339.05	0.00	-	1,414,285.95
4261	104018	129th E Ave Admiral to Pine	459,443.82	-	-	459,443.82	-	-	-
4263	104018	129th E Ave Admiral to Pine	517,997.83	-	-	517,997.83	-	-	-
4260	104020	Citywide-Arterial Rt&Pv Main	693,869.00	-	-	693,869.00	-	-	-
4261	104020	Citywide-Arterial Rt&Pv Main	3,000,315.00	-	-	3,000,315.00	(0.00)	-	0.00
4262	104023	Lewis Ave 21st to 11th	291,204.03	-	-	-	-	-	291,204.03
4261	104024	Memorial Ave 11Th To Admiral	215,377.46	-	-	-	-	-	215,377.46
4262	104024	Memorial Ave 11Th To Admiral	197,432.11	-	-	-	-	-	197,432.11
4261	104032	River Road - 111th to 101st	665,320.12	-	-	665,320.12	-	-	-
4263	104032	River Road - 111th to 101st	219,509.96	-	-	219,509.96	-	-	-
4261	104033	61St & Memorial Intersection	817,595.75	-	-	817,595.75	-	-	-
4260	104035	Pine St 129th E Ave Intersec	1,426,620.66	-	-	883,614.80	(0.00)	-	543,005.86
4262	104035	Pine St 129th E Ave Intersec	200,000.00	-	-	200,000.00	-	-	-
4261	104036	Harvard Ave - 61St S To 51St	4,124,219.00	-	-	4,124,138.14	-	-	80.86
4261	104037	Apache St-Yale To Sheridan	430,000.00	-	-	395,997.45	-	-	34,002.55
4261	104038	Cinci/Detroit-I244 To Jasper	710,000.00	-	-	710,000.00	-	-	-
4261	104039	Harvard Ave-Admiral To Pine	487,506.00	-	-	426,655.29	-	-	60,850.71
4261	104040	Lewis Ave-36Th St N To 46Th	456,710.00	-	-	450,400.19	-	-	6,309.81
4261	104041	Memorial Dr-21St St S To11Th	1,067,161.62	-	529.42	1,066,589.14	572.48	-	0.00
4261	104043	PINE ST-YALE TO SHERIDAN RD	411,176.00	-	-	398,067.35	13,108.65	-	0.00
4262	104045	River Rd-111Th St S To 101St	297,000.00	-	-	297,000.00	-	-	-
4262	104046	Riverside Dr-41St St S To 31	472,541.00	-	-	472,541.00	-	-	-
4262	104047	Union Ave-51St St S To 41St	700,000.00	-	-	700,000.00	-	-	-
4262	104049	21st St S Utica Ave Intersect	200,000.00	-	-	200,000.00	-	-	-
4262	104050	31St St S-Harvard Intersect	300,000.00	-	-	300,000.00	-	-	-
4262	104051	36TH ST N-LEWIS AVE INTERSEC	249,102.00	-	-	248,140.69	-	-	961.31
4262	104052	41St St S-Harvard Intersect	413,881.00	-	-	413,881.00	-	-	-
4262	104053	Pine St- Yale Ave Intersect	500,000.00	-	259,932.84	500,000.00	-	-	-
4262	104054	Citywide-Gen Engr/Test/Inspe	451,860.00	-	-	451,860.00	0.00	-	(0.00)
4264	104060	Bridge 160-5400 E. Apache St	560,000.00	-	-	560,000.00	-	-	-
4265	104060	Bridge 160-5400 E. Apache St	5,040,000.00	-	-	2,884,992.49	-	-	2,155,007.51
4261	104061	Bridge 163-100 S Boulder Ave	730,000.00	-	-	730,000.00	-	-	-
4262	104061	Bridge 163-100 S Boulder Ave	6,570,000.00	-	-	6,554,170.84	-	-	15,829.16
4264	104062	Bridge 228-3200 S. Riverside	280,000.00	-	-	280,000.00	-	-	-
4265	104062	Bridge 228-3200 S. Riverside	2,520,000.00	-	-	8,476.00	-	-	2,511,524.00

## Fund

426

## 2008 GO BOND PROGRAM

as of: 12/31/2020

FUND	PROJECT	TITLE	REVISED BUDGET	MTD ACTUAL	YTD ACTUAL	LTD ACTUAL	ENC	COMM	BALANCE
4264	104063	Bridge 234-4200 S. Union Ave	322,000.00	-	-	315,516.00	0.00	-	6,484.00
4265	104063	Bridge 234-4200 S. Union Ave	2,898,000.00	-	-	181,496.27	-	-	2,716,503.73
4264	104064	Bridge 290-200 N 49th W Ave	210,000.00	-	-	210,000.00	-	-	-
4266	104064	Bridge 290-200 N 49th W Ave	1,890,000.00	-	-	1,477,083.90	-	-	412,916.10
4261	104065	Bridge 318A 10100 S 72nd E A	1,000,000.00	-	-	1,000,000.00	-	-	-
4262	104065	Bridge 318A 10100 S 72nd E A	2,868,858.15	-	-	2,837,026.52	-	-	31,831.63
4261	104102	Maintenance Zone 1001 (Sw)	255,000.00	-	-	251,628.29	-	-	3,371.71
4263	104102	Maintenance Zone 1001 (Sw)	1,958,091.00	-	-	1,772,604.35	-	-	185,486.65
4263	104106	Maintenance Zone 1006	367,323.00	-	-	349,872.76	-	-	17,450.24
4264	104106	Maintenance Zone 1006	3,093,947.00	-	-	2,805,465.62	-	-	288,481.38
4266	104107	Maintenance Zone 1007	6,971,000.00	-	-	6,971,000.00	0.00	-	0.00
4263	104171	Maintenance Zone 1071	231,965.00	-	-	223,482.91	8,482.09	-	(0.00)
4264	104171	Maintenance Zone 1071	1,683,520.82	-	-	1,438,711.50	-	-	244,809.32
4263	104230	Maintenance Zone 2130	813,999.00	-	-	757,539.81	-	-	56,459.19
4264	104231	Maintenance Zone 2131	245,563.00	-	-	241,015.56	4,547.44	-	0.00
4265	104231	Maintenance Zone 2131	2,210,000.00	-	-	2,210,000.00	-	-	-
4263	104266	Maintenance Zone 2065 C	543,660.00	-	-	543,660.00	-	-	-
4264	104266	Maintenance Zone 2065 C	4,907,937.00	-	-	4,884,169.19	23,767.81	-	(0.00)
4261	104303	Maintenance Zone 3003	1,723,423.28	-	-	1,715,018.19	-	-	8,405.09
4264	104309	Maintenance Zone 3009	375,105.00	-	-	361,880.46	-	-	13,224.54
4265	104309	Maintenance Zone 3009	3,372,000.00	-	-	3,302,497.13	-	-	69,502.87
4263	104310	Maintenance Zone 3010	3,851,331.00	-	-	3,825,661.04	-	-	25,669.96
4263	104311	Maintenance Zone 3011	121,668.00	-	-	113,466.78	-	-	8,201.22
4264	104311	Maintenance Zone 3011	814,875.95	-	-	564,833.33	-	-	250,042.62
4263	104317	Maintenance Zone 3017	249,959.46	-	-	241,598.61	-	-	8,360.85
4264	104317	Maintenance Zone 3017	1,624,681.64	-	-	1,430,502.09	-	-	194,179.55
4264	104413	Maintenance Zone 4013	616,845.00	-	-	596,968.95	19,876.05	-	0.00
4265	104413	Maintenance Zone 4013	5,549,000.00	-	-	4,128,283.27	-	-	1,420,716.73
4263	104415	Maintenance Zone 4015	394,039.00	-	-	383,418.92	-	-	10,620.08
4264	104415	Maintenance Zone 4015	3,297,355.00	-	-	2,653,769.73	-	-	643,585.27
4261	104416	Maintenance Zone 4016	1,012,270.00	-	-	1,012,270.00	-	-	-
4262	104416	Maintenance Zone 4016	6,361,136.76	-	-	6,292,219.05	-	-	68,917.71
4261	104467	Maintenance Zone 4067 (A)	294,000.00	-	-	289,771.38	-	-	4,228.62
4263	104467	Maintenance Zone 4067 (A)	3,378,370.00	-	-	2,710,368.84	-	-	668,001.16
4264	104525	Maintenance Zone 5025	5,146,476.00	-	-	5,027,770.95	(0.00)	-	118,705.05
4261	104533	Maintenance Zone 5033	342,000.00	-	-	340,572.92	-	-	1,427.08
4263	104533	Maintenance Zone 5033	2,642,640.57	-	-	2,187,078.89	-	-	455,561.68
4264	104534	Maintenance Zone 5034	549,895.10	-	-	549,761.20	-	-	133.90
4265	104534	Maintenance Zone 5034	5,477,104.70	-	-	4,985,771.51	-	-	491,333.19
4261	104541	Maintenance Zone 5041	676,155.00	-	-	676,125.51	-	-	29.49
4262	104541	Maintenance Zone 5041	4,901,364.00	-	-	4,778,618.79	-	-	122,745.21
4263	104619	Maintenance Zone 6019	1,886,300.00	-	-	1,769,054.10	-	-	117,245.90
4262	104628	Maintenance Zone 6028	6,794,668.04	-	-	6,365,510.34	-	-	429,157.70
4263	104642	Maintenance Zone 6042	370,800.00	-	-	368,304.86	-	-	2,495.14

Fund

426

2008 GO BOND PROGRAM

as of: 12/31/2020

FUND	PROJECT	TITLE	REVISED BUDGET	MTD ACTUAL	YTD ACTUAL	LTD ACTUAL	ENC	COMM	BALANCE
4264	104642	Maintenance Zone 6042	3,181,103.00	-	-	3,180,683.21	-	-	419.79
4264	104651	Maintenance Zone 6151	508,498.00	-	-	508,498.00	-	-	0.00
4266	104651	Maintenance Zone 6151	4,582,000.00	-	-	4,582,000.00	-	-	-
4264	104747	Maintenance Zone 7046	200,000.00	-	-	199,990.98	-	-	9.02
4265	104747	Maintenance Zone 7046	2,202,000.00	-	-	2,085,970.73	-	-	116,029.27
4261	104753	Maintenance Zone 7053	903,900.00	-	-	902,005.68	-	-	1,894.32
4262	104753	Maintenance Zone 7053	6,101,020.98	-	-	5,864,985.14	-	-	236,035.84
4263	104759	Maintenance Zone 7059	200,000.00	-	-	199,994.85	-	-	5.15
4264	104759	Maintenance Zone 7059	2,145,261.00	-	-	1,980,033.02	-	-	165,227.98
4261	104760	Maintenance Zone 7060	1,405,294.00	-	-	1,404,314.01	-	-	979.99
4261	104803	Maintenance Zone 8103	279,000.00	-	-	279,000.00	-	-	-
4263	104803	Maintenance Zone 8103	3,607,075.00	-	-	3,604,263.82	-	-	2,811.18
4264	104807	Maintenance Zone 8107	224,255.00	-	-	214,651.00	-	-	9,604.00
4265	104807	Maintenance Zone 8107	2,005,477.52	-	-	1,651,085.82	-	-	354,391.70
4263	104813	Maintenance Zone 8113	364,629.00	-	-	292,626.95	-	-	72,002.05
4264	104813	Maintenance Zone 8113	3,281,660.00	-	-	3,158,681.59	-	-	122,978.41
4261	104863	Maintenance Zone 8063	514,195.00	-	-	514,195.00	-	-	-
4262	104863	Maintenance Zone 8063	4,230,579.00	-	-	4,230,579.00	-	-	-
4263	104928	Maintenance Zone 9029 (W)	713,226.00	-	-	713,226.00	-	-	-
4264	104928	Maintenance Zone 9029 (W)	7,388,613.00	-	-	7,388,380.56	-	-	232.44
4261	104930	Maintenance Zone 9030	354,516.00	-	-	354,516.00	-	-	-
4262	104930	Maintenance Zone 9030	3,162,950.00	-	-	3,032,690.36	-	-	130,259.64
4264	104931	Maintenance Zone 9031	15,000.00	-	-	13,500.00	-	-	1,500.00
4265	104931	Maintenance Zone 9031	135,355.68	-	-	135,355.68	-	-	-
4261	104936	Maintenance Zone 9036	278,000.00	-	-	278,000.00	-	-	-
4263	104936	Maintenance Zone 9036	2,082,756.60	-	-	2,082,756.60	-	-	-
4264	104937	Maintenance Zone 9037	90,000.00	-	-	85,951.95	-	-	4,048.05
4266	104937	Maintenance Zone 9037	901,000.00	-	-	901,000.00	-	-	-
4264	104944	Maintenance Zone 9044	50,000.00	-	8,168.17	50,000.00	-	-	-
4266	104944	Maintenance Zone 9044	529,000.00	-	529,000.00	529,000.00	-	-	-
4261	134001	5th Street Frisco to Denver	52,260.67	-	-	52,260.67	-	-	-
4262	134001	5th Street Frisco to Denver	2,397,671.00	-	-	2,397,671.00	-	-	(0.00)
4263	134001	5th Street Frisco to Denver	3,817,935.33	-	-	3,817,935.33	-	-	-
4264	134001	5th Street Frisco to Denver	473,070.90	-	-	468,355.03	-	-	4,715.87
4265	134001	5th Street Frisco to Denver	485,772.10	-	-	485,772.10	-	-	-
4260	144022	Art/NonArt Routine & Preventio	3,195.19	-	-	3,195.19	-	-	-
4261	144022	Art/NonArt Routine & Preventio	1,938,060.85	-	-	1,938,059.85	-	-	1.00
4262	144022	Art/NonArt Routine & Preventio	1,179,441.50	-	-	1,179,441.50	-	-	-
4263	144022	Art/NonArt Routine & Preventio	1,129,302.46	-	-	1,129,250.93	0.00	-	51.53
4260	144023	CW - Arterial Rt & Pv Main	19,903.44	-	-	19,903.44	-	-	(0.00)
4261	144023	CW - Arterial Rt & Pv Main	821,260.42	-	-	821,260.42	0.00	-	0.00
4262	144023	CW - Arterial Rt & Pv Main	2,589,129.91	-	-	2,589,129.91	(0.00)	-	0.00
4263	144023	CW - Arterial Rt & Pv Main	3,494,979.57	-	-	3,494,979.57	-	-	(0.00)
4264	144023	CW - Arterial Rt & Pv Main	1,928,632.59	-	-	1,928,632.59	-	-	-



**Fund**

**426**

**2008 GO BOND PROGRAM**

as of: 12/31/2020

FUND	PROJECT	TITLE	REVISED BUDGET	MTD ACTUAL	YTD ACTUAL	LTD ACTUAL	ENC	COMM	BALANCE
4263	1040316324	Admiral & Memorial Intersect	445,721.30	-	-	445,721.30	-	-	-
			<b>\$ 230,054,936.55</b>	<b>\$ 264,911.75</b>	<b>\$ 1,186,923.60</b>	<b>\$ 208,697,911.01</b>	<b>\$ 433,153.32</b>	<b>\$ -</b>	<b>\$ 20,923,872.22</b>

# **2014 GO BOND FUNDS**

**FUND 4270~4273 COMBINED**

**(2014 GENERAL OBLIGATION BOND FUNDS)**

**CITY OF TULSA, OKLAHOMA  
SALES TAX OVERVIEW COMMITTEE REPORT  
FUND 4270-4274 - 2008 GO BOND FUNDS**

**STATEMENT OF REVENUES, EXPENDITURES AND ENCUMBRANCES  
FOR THE SIX MONTHS ENDED DECEMBER 31, 2020**

	FY ESTIMATED REVENUES/ LIFE-TO-DATE APPROPRIATIONS	CURRENT MONTH	ACTUAL YEAR TO DATE	LIFE TO DATE	OUTSTANDING REVENUES/ BALANCE OF APPROPRIATIONS
<b><u>Revenue</u></b>					
Bond Sale Receipts	\$	\$	\$	\$ 277,500,000.00	\$
Donations					
Miscellaneous Revenue					
Total Revenue				<u>277,500,000.00</u>	
<b><u>Expenditures</u></b>					
Project Expenditures	<u>277,500,000.00</u>	<u>2,262,920.72</u>	<u>17,584,344.97</u>	<u>159,210,952.96</u>	<u>118,289,047.04</u>
Total Expenditures	<u>277,500,000.00</u>	<u>2,262,920.72</u>	<u>17,584,344.97</u>	<u>159,210,952.96</u>	<u>118,289,047.04</u>
Excess (Deficiency) of Revenue Over Expenditures			(17,584,344.97)	118,289,047.04	
Completed Projects Encumbrances			<u>42,622,196.67</u>	<u>42,622,196.67</u>	
Excess (Deficiency) of Revenue Over Expenditures and Encumbrances			(60,206,541.64)	75,666,850.37	
June 30, 2018 Ending Fund Balance			135,863,399.89		
Prior year expenditures					
June 30, 2018 Encumbrances			<u>9,992.12</u>		
Adjusted Beginning Fund Balance			<u>135,873,392.01</u>		
Ending Fund Balance			<u>\$ 75,666,850.37</u>	<u>\$ 75,666,850.37</u>	

## Fund

427

## 2014 GO BOND PROGRAM

as of: 12/31/2020

FUND	PROJECT	TITLE	REVISED BUDGET	MTD ACTUAL	YTD ACTUAL	LTD ACTUAL	ENC	COMM	BALANCE
4274	144311	Maintenance Zone 3011	8,485,000.00	637,327.89	2,172,502.11	2,173,162.67	4,322,944.02	-	1,988,893.31
4272	144021	Citywide-Nonarterial Rt&Pv M	16,880,000.00	514,007.74	2,081,012.79	12,934,239.88	3,707,496.32	-	238,263.80
4272	144020	Citywide-Arterial Rt&Pv Main	6,260,000.00	413,627.43	923,638.63	4,895,856.36	796,260.85	-	567,882.79
4274	144944	Maintenance Zone 9044	1,305,000.00	286,560.84	464,969.77	470,452.93	128,625.18	-	705,921.89
4273	144467	Maintenance Zone 4067	4,370,000.00	237,555.12	1,362,481.83	2,833,268.99	18,784.56	-	1,517,946.45
4273	144020	Citywide-Arterial Rt&Pv Main	9,140,000.00	73,302.74	297,414.68	7,978,092.00	1,161,907.99	-	0.01
4270	144467	Maintenance Zone 4067	485,000.00	34,999.35	34,999.35	485,000.00	(0.00)	-	(0.00)
4272	144168	Maintenance Zone 1068	400,000.00	31,974.79	31,974.79	309,525.83	67,841.98	-	22,632.19
4271	144021	Citywide-Nonarterial Rt&Pv M	9,000,000.00	9,398.83	930,773.96	8,534,170.94	455,930.00	-	9,899.06
4273	144021	Citywide-Nonarterial Rt&Pv M	22,000,000.00	4,700.00	860,249.22	20,495,376.96	1,051,171.22	-	453,451.82
4273	144628	Maintenance Zone 6028	1,000,000.00	3,579.18	19,289.25	912,671.09	40,650.51	-	46,678.40
4270	144209	21St St: Garnett To 129Th E	300,000.00	3,519.92	10,720.17	300,000.00	-	-	(0.00)
4272	144547	Maintenance Zone 5047	1,100,000.00	2,797.11	3,242.84	772,587.07	71,040.96	-	256,371.97
4274	144209	21st St: Garnett to 129th E	2,435,000.00	2,480.46	96,886.83	96,886.83	1,883,815.00	-	454,298.17
4270	144107	Maintenance Zone 1007	55,000.00	2,260.00	2,260.00	55,000.00	-	-	-
4271	144431	Maintenance Zone 4031	1,200,000.00	1,775.21	1,775.21	562,881.25	20,867.95	-	616,250.80
4271	144201	Apache St: Mlk - Peoria	2,410,000.00	1,700.00	2,985.41	2,364,338.93	3,123.99	-	42,537.08
4270	144642	Maintenance Zone 6142	100,000.00	749.89	861.59	92,828.82	-	-	7,171.18
4270	144265	Maintenance Zone 2065	100,000.00	313.41	313.41	98,741.93	-	-	1,258.07
4271	144200	Architect and Engineering Serv	330,000.00	184.43	14,073.19	272,443.97	(0.00)	-	57,556.03
4273	144213	91st Harvard - Yale	285,000.00	106.38	7,869.34	170,477.43	24,429.04	-	90,093.53
4270	144000	Bond Issuance Costs	20,000.00	-	-	20,000.00	-	-	-
4271	144000	Bond Issuance Costs	80,000.00	-	-	79,999.78	-	-	0.22
4272	144000	Bond Issuance Costs	150,000.00	-	-	150,000.00	-	-	-
4273	144000	Bond Issuance Costs	150,000.00	-	-	150,000.00	-	-	-
4274	144000	Bond Issuance Costs	132,000.00	-	-	-	-	-	132,000.00
4270	144015	Citywide Nonarterial Reh&Re	200,000.00	-	-	200,000.00	-	-	-
4271	144015	Citywide Nonarterial Reh&Re	400,000.00	-	-	400,000.00	-	-	-
4272	144015	Citywide Nonarterial Reh&Re	540,000.00	-	-	540,000.00	-	-	-
4273	144015	Citywide Nonarterial Reh&Re	539,950.00	-	95,486.92	145,394.38	-	-	394,555.62
4274	144015	Citywide Nonarterial Reh&Re	1,320,000.00	-	-	-	-	-	1,320,000.00
4271	144016	Citywide Non-Art Sidewalks	100,000.00	-	-	100,000.00	-	-	-
4272	144016	Citywide Non-Art Sidewalks	300,000.00	-	89,936.20	273,467.83	-	-	26,532.17
4273	144016	Citywide Non-Art Sidewalks	100,000.00	-	-	100,000.00	-	-	-
4270	144020	Citywide-Arterial Rt&Pv Main	355,000.00	-	-	355,000.00	-	-	-
4271	144020	Citywide-Arterial Rt&Pv Main	3,745,000.00	-	-	3,745,000.00	(0.00)	-	0.00
4270	144021	Citywide-Nonarterial Rt&Pv M	1,973,927.51	-	174,801.42	1,000,819.74	-	-	973,107.77
4270	144060	Bridge189 - 4700 N. Iroquois	20,000.00	-	7,228.32	11,321.19	-	-	8,678.81
4271	144060	Bridge189 - 4700 N. Iroquois	180,000.00	-	-	180,000.00	-	-	-
4270	144061	Bridge298 - 2100 E. 61St St	100,000.00	-	-	66,650.26	-	-	33,349.74
4271	144061	Bridge298 - 2100 E. 61St St.	900,000.00	-	-	543,739.50	-	-	356,260.50
4270	144062	Bridge323B - 12000 E. 21St	10,000.00	-	-	10,000.00	-	-	-
4272	144062	Bridge323B - 12000 E. 21St	50,000.00	-	50,000.00	50,000.00	-	-	-
4270	144093	Citywide Matching Funds	250,000.00	-	-	250,000.00	-	-	-

## Fund

427

## 2014 GO BOND PROGRAM

as of: 12/31/2020

FUND	PROJECT	TITLE	REVISED BUDGET	MTD ACTUAL	YTD ACTUAL	LTD ACTUAL	ENC	COMM	BALANCE
4271	144093	Citywide Matching Funds	450,000.00	-	-	450,000.00	-	-	-
4272	144093	Citywide Matching Funds	650,000.00	-	-	650,000.00	(0.00)	-	0.00
4273	144093	Citywide Matching Funds	1,753,170.00	-	270,983.93	857,651.32	456,253.31	-	439,265.37
4271	144094	ODOT Rehab & Replacement	1,640,000.00	-	-	1,620,383.08	19,616.92	-	(0.00)
4272	144094	ODOT Rehab & Replacement	1,640,000.00	-	-	1,640,000.00	(0.00)	-	0.00
4273	144094	ODOT Rehab & Replacement	1,640,000.00	-	-	1,640,000.00	(0.00)	-	(0.00)
4274	144094	ODOT Rehab & Replacement	3,280,000.00	-	129,140.50	129,140.50	-	-	3,150,859.50
4270	144106	Maintenance Zone 1006	400,000.00	-	1,588.54	369,685.14	30,314.86	-	(0.00)
4272	144106	Maintenance Zone 1006	2,210,000.00	-	166,466.44	2,008,802.62	(0.00)	-	201,197.38
4274	144106	Maintenance Zone 1006	1,340,000.00	-	-	-	-	-	1,340,000.00
4271	144107	Maintenance Zone 1007	475,000.00	-	-	475,000.00	-	-	-
4271	144110	Citywide-Arterial Sidewalks	300,000.00	-	-	300,000.00	-	-	-
4272	144110	Citywide-Arterial Sidewalks	900,000.00	-	59,425.70	883,774.23	9,281.00	-	6,944.77
4273	144110	Citywide-Arterial Sidewalks	300,000.00	-	-	300,000.00	(0.00)	-	0.00
4271	144111	Maintenance Zone 1001	830,000.00	-	-	536,387.82	293,612.18	-	0.00
4273	144111	Maintenance Zone 1001	-	-	-	-	-	-	-
4274	144111	Maintenance Zone 1001	7,445,000.00	-	-	-	6,901,598.47	-	543,401.53
4270	144153	Maintenance Zone 1153	410,000.00	-	-	349,257.75	3,913.97	-	56,828.28
4272	144153	Maintenance Zone 1153	-	-	-	-	-	-	-
4274	144153	Maintenance Zone 1153	1,243,000.00	-	-	-	-	-	1,243,000.00
4270	144157	Maintenance Zone 1157	419,944.69	-	-	419,944.69	-	-	-
4272	144157	Maintenance Zone 1157	3,635,000.00	-	-	3,192,879.00	(0.00)	-	442,121.00
4271	144158	Maintenance Zone 1157	260,000.00	-	-	211,448.65	8,194.81	-	40,356.54
4273	144158	Maintenance Zone 1157	2,275,000.00	-	4,980.06	2,107,199.83	-	-	167,800.17
4270	144173	Maintenance Zone 1073	55,000.00	-	-	54,000.00	-	-	1,000.00
4271	144173	Maintenance Zone 1073	480,000.00	-	-	404,552.85	-	-	75,447.15
4270	144176	Maintenance Zone 1076	260,000.00	-	7,895.58	260,000.00	-	-	-
4273	144176	Maintenance Zone 1076	2,330,000.00	-	-	1,418,019.41	0.00	-	911,980.59
4271	144199	Maintenance Zone 1099	320,000.00	-	3.17	252,122.05	67,877.95	-	0.00
4274	144199	Maintenance Zone 1099	2,800,000.00	-	-	-	2,056,971.17	-	743,028.83
4274	144200	36 St: N MLK - Peoria Ave	2,920,000.00	-	-	-	-	-	2,920,000.00
4270	144201	Apache St: Mlk - Peoria	282,774.79	-	-	282,774.79	-	-	-
4272	144202	Apachee: Peoria - Lewis Ave	300,000.00	-	-	300,000.00	-	-	-
4270	144203	W 41st St S 41st W - S 33rd W	175,000.00	-	-	175,000.00	-	-	-
4271	144203	W 41st St S 41st W - S 33rd W	1,510,000.00	-	-	-	-	-	1,510,000.00
4270	144204	S33rd W: 41st St to 51st St	275,000.00	-	-	275,000.00	(0.00)	-	0.00
4271	144204	S33rd W: 41st St to 51st St	2,455,000.00	-	-	164,357.24	21,186.18	-	2,269,456.58
4270	144205	Apache St: Lewis To Harvard	210,000.00	-	-	210,000.00	-	-	-
4274	144205	Apache St: Lewis To Harvard	1,860,000.00	-	53,808.98	69,571.07	29,273.47	-	1,761,155.46
4270	144206	11th St: Peoria to Utica	185,000.00	-	-	185,000.00	-	-	-
4271	144206	11th St: Peoria to Utica	1,635,000.00	-	641,329.74	1,330,508.21	304,491.79	-	0.00
4272	144207	11Th St: Lewis Ave - Harvard	200,000.00	-	-	200,000.00	-	-	-
4270	144208	11th St: Sheridan - Memorial	180,000.00	-	-	180,000.00	-	-	-
4271	144208	11th St: Sheridan - Memorial	1,600,000.00	-	4,039.43	53,228.71	30,815.64	-	1,515,955.65

**Fund**

**427**

**2014 GO BOND PROGRAM**

as of: 12/31/2020

FUND	PROJECT	TITLE	REVISED BUDGET	MTD ACTUAL	YTD ACTUAL	LTD ACTUAL	ENC	COMM	BALANCE
4273	144209	21st St: Garnett to 129th E	50.00	-	-	50.00	-	-	-
4270	144210	21st St-129Th East Ave Inter	250,000.00	-	94,000.00	243,280.10	6,719.90	-	-
4273	144210	21st St-129th East Ave Inter	-	-	-	-	-	-	-
4274	144210	21st St-129th East Ave INTERSC	1,965,000.00	-	-	-	1,965,000.00	-	-
4272	144211	41St: Garnett - 129 E Ave	102,199.23	-	-	102,199.23	-	-	0.00
4273	144211	41St: Garnett - 129 E Ave	1,707,301.15	-	58.40	1,496,415.87	2,997.71	-	207,887.57
4270	144212	51st St Sheridan to Memorial	140,000.00	-	-	140,000.00	-	-	-
4271	144212	51st St Sheridan to Memorial	1,215,000.00	-	-	907,661.29	7,990.00	-	299,348.71
4270	144214	Sheridan 81st to 91st	200,000.00	-	-	199,928.84	(0.00)	-	71.16
4272	144214	Sheridan 81st to 91st	1,715,000.00	-	-	1,326,022.15	-	-	388,977.85
4272	144215	Peoria: 41St St - 51St St.	300,000.00	-	1,330.00	296,394.50	3,605.50	-	-
4270	144216	41st St: Lewis to Harvard	275,000.00	-	-	275,000.00	-	-	-
4271	144216	41st St: Lewis to Harvard	2,455,000.00	-	-	92,040.93	2,342,111.61	-	20,847.46
4270	144217	Apache & Harvard Intersectio	200,000.00	-	-	196,823.70	-	-	3,176.30
4273	144217	Apache & Harvard Intersect	785,000.00	-	-	35.00	-	-	784,965.00
4274	144217	Apache & Harvard INTERSCTN	990,000.00	-	-	-	-	-	990,000.00
4270	144218	41st St & Lewis Intersection	210,000.00	-	-	210,000.00	-	-	-
4271	144218	41st St & Lewis Intersection	1,845,000.00	-	-	169,954.38	1,675,045.62	-	-
4270	144219	Maintenance Zone 2119	40,000.00	-	-	38,500.00	1,500.00	-	-
4271	144219	Maintenance Zone 2119	360,000.00	-	-	327,980.36	-	-	32,019.64
4270	144225	Maintenance Zone 2125	264,462.36	-	-	264,462.36	-	-	0.00
4273	144225	Maintenance Zone 2125	2,310,000.00	-	492,405.15	2,303,496.81	6,503.19	-	0.00
4270	144226	Maintenance Zone 2126	45,000.00	-	-	44,710.26	-	-	289.74
4271	144226	Maintenance Zone 2126	305,000.00	-	-	305,000.00	-	-	-
4270	144230	Maintenance Zone 2130	406,919.00	-	112,483.67	391,850.95	15,068.05	-	(0.00)
4273	144230	Maintenance Zone 2130	-	-	-	-	-	-	-
4274	144230	Maintenance Zone 2130	3,488,081.00	-	-	674.92	3,256,701.07	-	230,705.01
4270	144255	Maintenance Zone 2055	150,000.00	-	-	148,972.24	1,027.76	-	0.00
4271	144255	Maintenance Zone 2055	1,285,000.00	-	-	1,119,095.86	-	-	165,904.14
4270	144256	Maintenance Zone 2056	130,000.00	-	-	130,000.00	-	-	0.00
4271	144256	Maintenance Zone 2056	1,160,000.00	-	(15,000.00)	1,138,393.91	(0.00)	-	21,606.09
4270	144264	Maintenance Zone 2064	190,000.00	-	-	143,436.25	-	-	46,563.75
4272	144264	Maintenance Zone 2064	1,660,499.62	-	-	1,123,073.63	0.00	-	537,425.99
4271	144265	Maintenance Zone 2065	895,000.00	-	(2,813.22)	859,200.67	-	-	35,799.33
4270	144303	Maintenance Zone 3003	100,000.00	-	-	100,000.00	-	-	-
4271	144303	Maintenance Zone 3003	775,000.00	-	-	525,681.40	-	-	249,318.60
4270	144304	Maintenance Zone 3004	185,000.00	-	-	180,914.87	-	-	4,085.13
4272	144304	Maintenance Zone 3004	1,655,000.00	-	-	1,231,358.67	(0.00)	-	423,641.33
4271	144309	Citywide - Arterial Rehab	898,403.59	-	-	440,674.97	339,135.17	-	118,593.45
4272	144309	Citywide - Arterial Rehab	900,000.00	-	-	-	-	-	900,000.00
4273	144309	Citywide - Arterial Rehab	900,000.00	-	-	-	-	-	900,000.00
4274	144309	Citywide - Arterial Rehab	1,800,000.00	-	-	-	-	-	1,800,000.00
4271	144310	Maintenance Zone 3010	800,000.00	-	-	561,391.79	(0.00)	-	238,608.21
4274	144310	Maintenance Zone 3010	7,130,000.00	-	-	-	-	-	7,130,000.00

**Fund**

**427**

**2014 GO BOND PROGRAM**

as of: 12/31/2020

FUND	PROJECT	TITLE	REVISED BUDGET	MTD ACTUAL	YTD ACTUAL	LTD ACTUAL	ENC	COMM	BALANCE
4272	144311	Maintenance Zone 3011	1,000,000.00	-	288,137.67	970,329.23	29,670.77	-	0.00
4273	144317	Maintenance Zone 3017	750,000.00	-	-	456,529.83	22,176.76	-	271,293.41
4270	144318	Maintenance Zone 3018	50,000.00	-	-	50,000.00	-	-	-
4271	144318	Maintenance Zone 3018	395,000.00	-	-	365,498.17	1,558.55	-	27,943.28
4272	144320	Maintenance Zone 3020	480,000.00	-	-	320,726.04	24,611.29	-	134,662.67
4274	144320	Maintenance Zone 3020	4,020,000.00	-	-	-	-	-	4,020,000.00
4270	144380	Maintenance Zone 3080	20,000.00	-	-	19,047.02	-	-	952.98
4271	144380	Maintenance Zone 3080	170,000.00	-	-	170,000.00	-	-	-
4270	144413	Maintenance Zone 4013	670,000.00	-	-	511,528.37	23,530.58	-	134,941.05
4272	144413	Maintenance Zone 4013	-	-	-	-	-	-	-
4270	144415	Maintenance Zone 4015	100,000.00	-	-	100,000.00	-	-	(0.00)
4271	144415	Maintenance Zone 4015	895,000.00	-	-	537,042.77	-	-	357,957.23
4272	144421	Maintenance Zone 4021	375,000.00	-	-	331,229.87	11,557.46	-	32,212.67
4270	144430	Maintenance Zone 4030	175,000.00	-	-	169,422.12	-	-	5,577.88
4272	144430	Maintenance Zone 4030	1,550,000.00	-	-	1,512,841.20	4,446.25	-	32,712.55
4274	144431	Maintenance Zone 4031	10,480,000.00	-	-	-	-	-	10,480,000.00
4273	144452	Maintenance Zone 4152	600,000.00	-	-	380,196.06	21,806.79	-	197,997.15
4270	144527	Maintenance Zone 5027	150,000.00	-	-	129,524.39	-	-	20,475.61
4271	144527	Maintenance Zone 5027	1,265,000.00	-	-	1,258,372.62	-	-	6,627.38
4270	144533	Maintenance Zone 5033	500,000.00	-	-	498,257.02	1,742.98	-	(0.00)
4273	144533	Maintenance Zone 5033	4,380,000.00	-	-	4,380,000.00	(0.00)	-	0.00
4270	144539	Maintenance Zone 5039	400,000.00	-	-	400,000.00	-	-	0.00
4272	144539	Maintenance Zone 5039	3,525,000.00	-	(57,500.00)	2,982,395.92	0.00	-	542,604.08
4272	144546	Maintenance Zone 5046	600,000.00	-	627.66	563,071.83	26,910.14	-	10,018.03
4274	144547	Maintenance Zone 5047	2,905,000.00	-	-	-	-	-	2,905,000.00
4270	144627	Maintenance Zone 6027	120,000.00	-	-	120,000.00	-	-	(0.00)
4271	144627	Maintenance Zone 6027	1,040,000.00	-	-	886,165.51	-	-	153,834.49
4271	144635	Maintenance Zone 6035	400,000.00	-	-	269,740.18	2,267.58	-	127,992.24
4273	144635	Maintenance Zone 6035	3,645,000.00	-	17,164.56	3,034,358.21	(0.00)	-	610,641.79
4271	144642	Maintenance Zone 6142	800,000.00	-	6,129.96	10,810.19	6,140.39	-	783,049.42
4270	144645	Maintenance Zone 6145	265,000.00	-	550.00	207,564.20	57,435.80	-	0.00
4273	144645	Maintenance Zone 6145	2,375,000.00	-	425.00	425.00	2,249,564.20	-	125,010.80
4270	144647	Maintenance Zone 6147	101,060.09	-	-	101,060.09	(0.00)	-	0.00
4271	144647	Maintenance Zone 6147	890,000.00	-	-	890,000.00	0.00	-	(0.00)
4271	144700	Maintenance Zone 7100	301,596.41	-	-	301,596.41	(0.00)	-	0.00
4273	144700	Maintenance Zone 7100	2,440,000.00	-	-	1,012,395.47	(0.00)	-	1,427,604.53
4270	144733	Maintenance Zone 7133	200,000.00	-	-	198,500.00	-	-	1,500.00
4271	144733	Maintenance Zone 7133	1,740,000.00	-	-	751,870.76	-	-	988,129.24
4272	144740	Maintenance Zone 7040	350,000.00	-	-	253,820.37	96,179.63	-	-
4274	144740	Maintenance Zone 7040	2,925,000.00	-	-	-	2,536,588.68	-	388,411.32
4270	144748	Maintenance Zone 7048	230,000.00	-	-	226,454.43	-	-	3,545.57
4273	144748	Maintenance Zone 7048	1,920,000.00	-	-	955,111.36	(0.00)	-	964,888.64
4273	144754	Maintenance Zone 7054	1,000,000.00	-	-	726,908.15	19,591.85	-	253,500.00
4270	144760	Maintenance Zone 7060	340,000.00	-	-	335,526.95	-	-	4,473.05

**Fund**

**427**

**2014 GO BOND PROGRAM**

as of: 12/31/2020

FUND	PROJECT	TITLE	REVISED BUDGET	MTD ACTUAL	YTD ACTUAL	LTD ACTUAL	ENC	COMM	BALANCE
4272	144760	Maintenance Zone 7060	3,055,000.00	-	-	2,985,401.38	-	-	69,598.62
4270	144803	Maintenance Zone 8103	190,000.00	-	-	182,481.92	-	-	7,518.08
4271	144803	Maintenance Zone 8103	1,685,000.00	-	-	1,592,680.53	-	-	92,319.47
4270	144812	Maintenance Zone 8112	200,000.00	-	-	200,000.00	-	-	-
4271	144812	Maintenance Zone 8112	1,800,000.00	-	-	1,578,077.06	-	-	221,922.94
4270	144857	Maintenance Zone 8057	275,000.00	-	-	270,604.38	4,395.62	-	0.00
4273	144857	Maintenance Zone 8057	1,453,081.00	-	-	104.05	1,452,976.95	-	-
4274	144857	Maintenance Zone 8057	841,919.00	-	-	674.92	-	-	841,244.08
4273	144863	Maintenance Zone 8063	800,000.00	-	-	677,105.58	49,632.35	-	73,262.07
4270	144931	Maintenance Zone 9031	60,000.00	-	-	58,793.31	-	-	1,206.69
4271	144931	Maintenance Zone 9031	485,000.00	-	-	459,660.26	-	-	25,339.74
4270	144943	Maintenance Zone 9043	450,000.00	-	-	450,000.00	(0.00)	-	0.00
4272	144943	Maintenance Zone 9043	3,900,000.00	-	-	2,165,462.22	-	-	1,734,537.78
4270	144944	Maintenance Zone 9044	400,000.00	-	-	340,782.70	59,217.30	-	0.00
4273	144944	Maintenance Zone 9044	2,295,000.00	-	578.63	103,036.12	2,191,963.88	-	-
4270	144945	Maintenance Zone 9045	400,000.00	-	2,002.57	369,279.62	30,720.38	-	(0.00)
4273	144945	Maintenance Zone 9045	3,460,000.00	-	-	3,011,446.11	(0.00)	-	448,553.89
4273	144949	Maintenance Zone 9049	1,200,000.00	-	-	692,193.50	78,461.84	-	429,344.66
4272	144950	Maintenance Zone 9050	350,000.00	-	-	252,682.54	2,288.62	-	95,028.84
4272	144951	Maintenance Zone 9051	160,000.00	-	-	129,184.92	5,063.16	-	25,751.92
4274	144951	Maintenance Zone 9051	1,390,000.00	-	-	-	-	-	1,390,000.00
4270	144958	Maintenance Zone 9058	102,830.56	-	-	102,830.56	-	-	-
4271	144958	Maintenance Zone 9058	840,000.00	-	-	833,560.11	0.00	-	6,439.89
4273	193140000Z	Mingo Creek Trail - 41st to 51	196,830.00	-	-	196,830.00	-	-	-
			<b>\$ 277,500,000.00</b>	<b>\$ 2,262,920.72</b>	<b>\$ 12,017,989.35</b>	<b>\$ 159,210,952.96</b>	<b>\$ 42,622,196.67</b>	<b>\$ -</b>	<b>\$ 75,666,850.37</b>



# **2020 GO BOND FUNDS**

**FUNDS 4281-428x COMBINED**

**(2020 GENERAL OBLIGATION BOND FUND)**

**CITY OF TULSA, OKLAHOMA  
SALES TAX OVERVIEW COMMITTEE REPORT  
FUND 4281-428x - 2020 GO BOND FUNDS**

**STATEMENT OF REVENUES, EXPENDITURES AND ENCUMBRANCES  
FOR THE SIX MONTHS ENDED DECEMBER 31, 2020**

	FY ESTIMATED REVENUES/ LIFE-TO-DATE APPROPRIATIONS	CURRENT MONTH	ACTUAL YEAR TO DATE	LIFE TO DATE	OUTSTANDING REVENUES/ BALANCE OF APPROPRIATIONS
<b>Revenue</b>					
Bond Sale Receipts	\$ 17,500,000.00		\$ 17,500,000.00	\$ 17,500,000.00	
Donations					
Miscellaneous Revenue					
Total Revenue	<u>17,500,000.00</u>		<u>17,500,000.00</u>	<u>17,500,000.00</u>	
<b>Expenditures</b>					
Project Expenditures	17,500,000.00	261,836.37	732,974.09	732,974.09	16,767,025.91
Total Expenditures	<u>17,500,000.00</u>	<u>261,836.37</u>	<u>732,974.09</u>	<u>732,974.09</u>	<u>16,767,025.91</u>
Excess (Deficiency) of Revenue Over Expenditures			16,767,025.91	16,767,025.91	
Completed Projects Encumbrances			<u>4,324,355.81</u>	<u>4,324,355.81</u>	
Excess (Deficiency) of Revenue Over Expenditures and Encumbrances			12,442,670.10	12,442,670.10	
June 30, 2018 Ending Fund Balance					
Prior year expenditures					
June 30, 2018 Encumbrances					
Adjusted Beginning Fund Balance					
Ending Fund Balance			<u>\$ 12,442,670.10</u>	<u>\$ 12,442,670.10</u>	

## Fund

428

## 2020 GO BOND PROGRAM

as of: 12/31/2020

FUND	PROJECT	TITLE	REVISED BUDGET	MTD ACTUAL	YTD ACTUAL	LTD ACTUAL	ENC	COMM	BALANCE
4281	2019X0000Z	Bond Issuance Cost	27,542.00	-	-	-	-	-	27,542.00
4281	2035X0001Z	Transit-MTTA - Route 66 BRT	1,000,000.00	40,224.30	46,301.64	46,301.64	503,703.61	-	449,994.75
4281	2036A0007Z	Apache St: Harvard Ave - Yale	100,000.00	-	-	-	-	-	100,000.00
4281	2036A0013Z	Gilcrease Rd: Apache St - Pine	100,000.00	-	-	-	-	-	100,000.00
4281	2036A0025Z	41st St S: Union Ave - Elwood	250,000.00	-	-	-	-	-	250,000.00
4281	2036A0035Z	41st St S & Elwood Ave INTERSC	50,000.00	-	-	-	-	-	50,000.00
4281	2036A0042Z	Pine St: Lewis Ave - Harvard A	200,000.00	-	-	-	-	-	200,000.00
4281	2036A0043Z	Pine St: State Hwy 11 - Mingo	175,000.00	-	-	-	-	-	175,000.00
4281	2036A0047Z	Admiral Pl: Memorial Dr - Ming	240,000.00	-	-	-	-	-	240,000.00
4281	2036A0050Z	Yale Ave: Apache St - Pine St	150,000.00	-	-	-	-	-	150,000.00
4281	2036A0055Z	129th E Ave: Apache St - Pine	150,000.00	-	-	-	-	-	150,000.00
4281	2036A0058Z	Pine St & Mingo Rd INTERSCTN	200,000.00	-	-	-	-	-	200,000.00
4281	2036A0064Z	11th St S: Utica Ave - Lewis A	75,000.00	-	-	-	-	-	75,000.00
4281	2036A0072Z	11th St S & Lewis Ave INTERSCT	50,000.00	-	-	-	-	-	50,000.00
4281	2036A0092Z	31st St S: Garnett Rd - 129th	200,000.00	-	-	-	-	-	200,000.00
4281	2036A0119Z	Sheridan Rd: 71st St S - 81st	200,000.00	-	-	-	-	-	200,000.00
4281	2036A1000Z	CW Arterial Routine & Preventi	1,760,000.00	-	-	-	-	-	1,760,000.00
4281	2036A1001Z	R&P: Pavement Reinspection	500,000.00	13,563.88	103,229.07	103,229.07	396,770.93	-	-
4281	2036D0002Z	CBD: MLK & Detroit north of BN	170,000.00	40,335.02	63,947.65	80,687.95	87,852.76	-	1,459.29
4281	2036D0004Z	CBD: Detroit Ave south of BNSF	140,000.00	-	45,572.97	45,572.97	84,526.43	-	9,900.60
4281	2036D0005Z	CBD: Reconciliation Way	75,000.00	-	75,000.00	75,000.00	-	-	-
4281	2036D0007Z	CBD: Alleyways	365,000.00	-	38,298.05	38,298.05	-	-	326,701.95
4281	2036N0001Z	CW NonArterial Routine & Preve	1,500,000.00	-	-	-	-	-	1,500,000.00
4281	2036N1007Z	Maintenance Zone 1007	120,000.00	-	523.30	523.30	95,238.80	-	24,237.90
4281	2036N1070Z	Maintenance Zone 1070	250,000.00	-	416.95	416.95	218,483.05	-	31,100.00
4281	2036N1076Z	Maintenance Zone 1076	250,000.00	1,046.12	57,855.33	57,855.33	190,400.88	-	1,743.79
4281	2036N1078Z	Maintenance Zone 1078	300,000.00	46,067.18	46,067.18	46,067.18	206,864.39	-	47,068.43
4281	2036N2056Z	Maintenance Zone 2056	200,000.00	-	-	-	-	-	200,000.00
4281	2036N2065Z	Maintenance Zone 2065	400,000.00	-	-	-	217,610.00	-	182,390.00
4281	2036N2066Z	Maintenance Zone 2066	150,000.00	1,046.12	11,455.30	11,455.30	100,711.70	-	37,833.00
4281	2036N3081Z	Maintenance Zone 3081	100,000.00	-	80.48	80.48	70,106.80	-	29,812.72
4281	2036N4014Z	Maintenance Zone 4014	200,000.00	33,777.86	61,415.81	61,415.81	73,818.19	-	64,766.00
4281	2036N4021Z	Maintenance Zone 4021	330,000.00	2,072.31	9,437.60	9,437.60	246,471.46	-	74,090.94
4281	2036N4022Z	Maintenance Zone 4022	350,000.00	26,258.31	72,539.40	72,539.40	258,965.45	-	18,495.15
4281	2036N4030Z	Maintenance Zone 4030	150,000.00	-	241.42	241.42	149,758.58	-	-
4281	2036N5040Z	Maintenance Zone 5040	100,000.00	-	-	-	-	-	100,000.00
4281	2036N6035Z	Maintenance Zone 6035	120,000.00	-	-	-	-	-	120,000.00
4281	2036N7048Z	Maintenance Zone 7048	400,000.00	-	-	-	251,630.00	-	148,370.00
4281	2036N7060Z	Maintenance Zone 7060	100,000.00	-	-	-	72,602.00	-	27,398.00
4281	2036N8057Z	Maintenance Zone 8057	200,000.00	-	521.19	521.19	121,130.47	-	78,348.34
4281	2036N8102Z	Maintenance Zone 8102	260,000.00	-	-	-	171,234.00	-	88,766.00
4281	2036N9037Z	Maintenance Zone 9037	250,000.00	-	-	-	145,531.32	-	104,468.68
4281	2036N9038Z	Maintenance Zone 9038	90,000.00	-	-	-	82,635.84	-	7,364.16
4281	2036N9044Z	Maintenance Zone 9044	350,000.00	-	-	-	-	-	350,000.00
4281	2036N9050Z	Maintenance Zone 9050	150,000.00	-	-	-	97,756.66	-	52,243.34

**Fund**

**428**

**2020 GO BOND PROGRAM**

as of: 12/31/2020

FUND	PROJECT	TITLE	REVISED BUDGET	MTD ACTUAL	YTD ACTUAL	LTD ACTUAL	ENC	COMM	BALANCE
4281	2036N9051Z	Maintenance Zone 9051	110,000.00	50,452.39	51,337.57	51,337.57	43,770.14	-	14,892.29
4281	2036S0001Z	ADA: Sidewalk Corridors	140,000.00	-	-	-	-	-	140,000.00
4281	2036S0002Z	BPI: Go Plan Implement - ENG	165,000.00	-	-	-	165,000.00	-	-
4281	2036S0003Z	BPI: Go Plan Implement - Traff	10,000.00	-	-	-	-	-	10,000.00
4281	2036S0004Z	BPI: Arterial Sidewalk	250,000.00	-	-	-	-	-	250,000.00
4281	2036S0005Z	BPI: Non Arterial Sidewalk	75,000.00	-	-	-	-	-	75,000.00
4281	2036W0004Z	91 St S: Memorial - Mingo Rd W	1,200,000.00	-	-	-	-	-	1,200,000.00
4281	2036X0001Z	ADA: Transition Plan Update	250,000.00	-	-	-	-	-	250,000.00
4281	2036X0002Z	ADA: Transit Stops	60,000.00	-	-	-	-	-	60,000.00
4281	2036X0003Z	ADA: Signalized Intersections	50,000.00	-	-	-	-	-	50,000.00
4281	2036X0005Z	TE: Signal Coord and Communica	100,000.00	-	-	-	-	-	100,000.00
4281	2036X0006Z	TE: Signal Instal, Repair and	300,000.00	-	-	-	-	-	300,000.00
4281	2036X0007Z	TE: Traffic Calming	50,000.00	-	-	-	-	-	50,000.00
4281	2036X0008Z	TE: Lighting Repair and Replac	100,000.00	-	-	-	-	-	100,000.00
4281	2036X0009Z	TE: Pavement Markings and Sign	375,000.00	-	-	-	-	-	375,000.00
4281	2036X0010Z	TE: Guardrail Repair and Repl	50,000.00	-	-	-	-	-	50,000.00
4281	2036X0011Z	Arena District Master Pln Impl	582,458.00	-	-	-	-	-	582,458.00
4281	2037B0167Z	Bridge #167	30,000.00	-	-	-	-	-	30,000.00
4281	2037B0173Z	Bridge #173	50,000.00	-	-	-	-	-	50,000.00
4281	2037B0201C	Bridge #201C	20,000.00	-	-	-	-	-	20,000.00
4281	2037B0204Z	Bridge #204	145,000.00	-	-	-	82,759.78	-	62,240.22
4281	2037B0232A	Bridge #232A	100,000.00	-	-	-	22,300.00	-	77,700.00
4281	2037B0241Z	Bridge #241	150,000.00	-	-	-	-	-	150,000.00
4281	2037B0245Z	Bridge #245	100,000.00	-	-	-	88,700.00	-	11,300.00
4281	2037B0258Z	Bridge #258	35,000.00	-	-	-	35,000.00	-	-
4281	2037B0261A	Bridge #261A	35,000.00	-	-	-	-	-	35,000.00
4281	2037B0261B	Bridge #261B	35,000.00	-	-	-	-	-	35,000.00
4281	2037B0263Z	Bridge #263	65,000.00	-	-	-	-	-	65,000.00
4281	2037B0269Z	Bridge #269	50,000.00	-	-	-	-	-	50,000.00
4281	2037B0286Z	Bridge #286	30,000.00	-	-	-	-	-	30,000.00
4281	2037B0301A	Bridge #301A	40,000.00	-	-	-	-	-	40,000.00
4281	2037B0301Z	Bridge #301	30,000.00	-	-	-	-	-	30,000.00
4281	2037B0343Z	Bridge #343	10,000.00	-	-	-	-	-	10,000.00
4281	2037B0359Z	Bridge #359	15,000.00	-	-	-	-	-	15,000.00
4281	2037B0423Z	Bridge #423	20,000.00	-	-	-	-	-	20,000.00
4281	2037B1000Z	CW Bridge Rehab and Inspection	150,000.00	6,992.88	6,992.88	6,992.88	43,022.57	-	99,984.55
4281	2039X0009Z	TE: Traffic Studies	25,000.00	-	25,000.00	25,000.00	-	-	-
			<b>\$ 17,500,000.00</b>	<b>\$ 261,836.37</b>	<b>\$ 716,233.79</b>	<b>\$ 732,974.09</b>	<b>\$ 4,324,355.81</b>	<b>\$ -</b>	<b>\$ 12,442,670.10</b>

# COMBINED STATEMENT OF OTHER FUND ACTIVITY

FUNDS 400, 401, 403, 425

**SALES TAX OVERVIEW COMMITTEE REPORT**  
**(FUNDS 400, 401, 403, 425)**  
 Combined Statement of Fund Activity  
 December 31, 2020

FUND	LIFE-TO-DATE APPROPRIATIONS	EXPEDITURES			ENCUMBERED/ COMMITTED	BALANCE
		CURRENT MONTH	FISCAL YEAR-TO-DATE	LIFE-TO-DATE		
<b>FUND 400 - 1985 SALES TAX ECONOMIC DEVEL.</b>	<b>\$ 773,571.70</b>	<b>\$ -</b>	<b>\$ -</b>	<b>\$ 575,503.56</b>	<b>\$ -</b>	<b>\$ 198,068.14</b>
017110 General Park Improvements	248,000.00	0.00	0.00	49,931.86	0.00	198,068.14
<b>FUND 401 - 2001 SALES TAX FUND</b>	<b>\$ 84,712,542.85</b>	<b>\$ 151,718.38</b>	<b>\$ 229,723.81</b>	<b>\$ 84,616,939.91</b>	<b>\$ 59,406.62</b>	<b>\$ 36,196.32</b>
017110 General Park Improvements	4,611,018.12	151,718.38	191,161.42	4,529,774.75	59,406.62	21,836.75
203400001Z Tulsa Zoo Department	37,773.32	0.00	37,668.17	37,773.32	0.00	0.00
912222 Utility Relocation For I-44	63,226.68	0.00	832.59	63,226.68	0.00	0.00
914411 Tulsa Trails	3,857,231.30	0.00	61.63	3,842,871.73	0.00	14,359.57
<b>FUND 403 - 2006 EXT SALES TAX ADVANCE FUND</b>	<b>27,705,922.61</b>	<b>0.00</b>	<b>0.00</b>	<b>27,705,676.78</b>	<b>0.00</b>	<b>245.83</b>
017150 Woodward & Forestry Impr.	470,000.00	0.00	0.00	469,754.17	0.00	245.83
<b>FUND 425 - 2005 BONDS ISSUE (4250-4255)</b>	<b>74,919,257.38</b>	<b>78,053.88</b>	<b>82,226.35</b>	<b>73,892,532.53</b>	<b>118,005.29</b>	<b>908,719.56</b>
016100 Forensic Lab Expansion	23,599,535.03	0.00	1,541.25	23,592,682.62	0.00	6,852.41
054017 121 ST S-YALE TO SHERIDAN	578,630.07	0.00	0.00	578,588.95	0.00	41.12
054036 Sheridan-Admiral Pl To Pine	1,400,000.00	0.00	0.00	1,159,512.16	0.00	240,487.84
054038 Union-81St To 71St	775,000.00	0.00	0.00	750,264.39	0.00	24,735.61
054043 81St And Harvard Ave	80,000.00	0.00	0.00	79,987.99	0.00	12.01
054050 51St-Garnett To Ba Ed	300,000.00	0.00	0.00	142,413.07	0.00	157,586.93
054053 91St-Memorial To Mingo Ed	300,000.00	78,053.88	78,503.88	187,932.72	112,067.28	0.00
054056 Delaware-81St To 91St Ed	300,000.00	0.00	0.00	143,892.28	0.00	156,107.72
054071 Bridge292A	100,000.00	0.00	0.00	0.00	0.00	100,000.00
054752 Maintenance Zone 7052	2,965,000.00	0.00	0.00	2,929,931.42	0.00	35,068.58
055103 UDE Renovation	41,000.00	0.00	0.00	23,455.40	0.00	17,544.60
055105 UDSW Renovation	60,629.78	0.00	0.00	35,769.15	0.00	24,860.63
055105 UDSW Renovation	431,012.58	0.00	0.00	428,485.28	0.00	2,527.30
055200 Fire Trng Ctr/Reloc Sta 16	11,100,000.00	0.00	0.00	11,046,992.63	0.00	53,007.37
064006 36Th St. N., Harvard To Yale	1,170,480.90	0.00	0.00	1,136,067.74	0.00	34,413.16
064103 91St & Harvard Intersection	2,793.29	0.00	2,181.22	2,793.29	0.00	0.00
104020 Citywide-Arterial Rt&Pv Main	320,000.00	0.00	0.00	316,873.75	3,126.25	0.00
104021 Garnett Pine to Apache	300,000.00	0.00	0.00	291,261.92	0.00	8,738.08
104029 51St & Garnett Intersection	243,438.02	0.00	0.00	240,423.40	0.00	3,014.62
104034 Admiral & Memorial Intersec	1,776,300.89	0.00	0.00	1,776,300.52	0.00	0.37
155107 Police Courts Renovation	83,169.14	0.00	0.00	46,782.86	(0.00)	36,386.28
155107 Police Courts Renovation	510,877.21	0.00	0.00	503,542.28	(0.00)	7,334.93

**ALL FUNDS  
BUDGET ACTIONS**

**THERE WERE NO  
BUDGET ACTIONS POSTED  
THIS MONTH**