



**Department of Finance
Budget and Planning Division
Capital Planning Section**
175 E 2nd, Tulsa, Oklahoma 74103-3203 (918) 596-7653

To: STOC

From: Gary Hamer, AICP
Capital Planning and Grants Manager

Date: November 23, 2021

Subject: November Meeting

Enclosed is the material for your November 23, 2021 meeting including the October 31, 2021 Financial Report for your review. 2017 and 2022 Sales Tax Program revenues for November 2021 and the fiscal year to date compared to 2017 and 2022 Sales Tax Program Adopted Budget Estimates are:

	Actual	Current Adopted Budget	Variance from Adopted Budget
Month of November	\$9,071,358	\$8,699,914	4.3%
Year To Date	\$46,017,777	\$43,789,898	5.1%

Please note the above amounts are the Sales Tax revenue only.

The 2017 and 2022 Sales Tax Programs Funds (4000 and 409), in addition to sales tax revenue, receives interest, and other revenues such as grants, transfers and miscellaneous revenues. Total revenue reported for the funds is not available until the end of the month so, the information provided below is for the most recently completed month. Total Fund 4000 and 409 revenue for the month of October was:

	Month Ending: <u>October 31, 2021</u>	Variance from <u>Adopted Budget</u>	Year Thru: <u>October 31, 2021</u>	Variance from <u>Adopted Budget</u>
Sales Tax Revenue	\$9,163,472	5.1%	\$36,946,419	5.3%
Interest on Investments	\$143,339	N/A	\$587,312	N/A
Other Revenue	\$0	N/A	\$0	N/A
Total Fund Revenue	\$9,306,810	5.0%	\$37,533,731	6.5%

SALES TAX OVERVIEW COMMITTEE
NOVEMBER 23, 2021, 8:00 AM
175 E. 2ND ST, 10-SOUTH CONFERENCE ROOM

The STOC will meet in person at 8:00 am on November 23, 2021.

- I. Call to Order
- II. Reading of the October Minutes
- III. Chair Report to Council
- IV. Subcommittee Reports
 - A. Vison
 - B. Public Safety
 - C. Parks
 - D. Transportation
 - E. Financial
- V. Unfinished Business
- VI. New Business
 - A. Chair Report Presenters
 - B. Vote on 2022 meeting schedule
- VII. Adjournment

STOC

Sales Tax Overview Committee

MINUTES
Sales Tax Overview Committee Meeting
October 26, 2021, 8:00 a.m.
175 E 2nd Street, Room 10-South

The Sales Tax Overview Committee met for the regular monthly meeting at 8:00 a.m. on October 26, 2021.

I. Call to Order

Chair Ashley Webb called the meeting to order at 8:02 a.m.

The following members were present:

Janae Bradford	Linda Jenkins	Steven Watts
Ellouise Cochrane	Mareo Johnson	Ashley Webb
Jeff Covington	Steve King	
Scott Grizzle	Paul McTighe	
Jonathan Hall	Kathy Sebert	

The following members were not present:

Pamela Amburgy	Alex Gomez	Rhonda Hinrichs	Sylvia Powell
Marcia Bruno-Todd	Jesse Guardiola	Renee Plocek	

Also present:

Gary Hamer	Jake Epp	Anne Boyd	Mary Kell
Brooke Caviness			

II. Approval of Minutes

Minutes for the September meeting were read. Some corrections were noted. Janae Bradford moved they be accepted as amended, Kathy Sebert seconded the motion. The motion carried.

III. Chair's Report

Janae Bradford presented the Chair's Report to Council. Janae said it was a quick report. She gave information on the 3 Vision projects she could remember information on. The Council had no questions or comments. There were no discussions or questions.

STOC

Sales Tax Overview Committee

IV. Committee Reports

A. Vision

Brooke Caviness reported on the Zink Dam project and added some information about the Pedestrian Bridge. They are close to finishing work on the west bank for the dam project. They are looking at a December time frame. The dam project will need to wait a time for the bridge project to be ready to move to the east bank. The bridge will probably complete before the dam project but will need to wait until the dam is complete to complete the work on the final landing area. Both projects are estimated to be done in the summer of 2023. There were no other questions or discussions, and the report was accepted.

B. Public Safety

Kathy Sebert and Janae Bradford gave the report. The Police Department did not submit a report. The Fire Department reported that both command vehicles have been picked up but are not ready to deploy. The four (4) stock engines have been received and are being scheduled for installation of radios and equipment. These are to be reserve engines used when another engine is out of commission. Another RFP (request for proposal) has been issued for the Route 66 Xperience. Proposals are due January 19, 2022. There were no other questions or discussions, and the report was accepted.

C. Parks

Kathy Sebert gave the report. The design for the roof replacement at Ben Hill is complete, project is out for bids, bid opening is scheduled for November 12th. Funds set for Langenheim are to be reallocated. Langenheim had a privately funded playground installed in 2016. Current front runner is Whiteside, but no decision has been made. The work on the master plan for Woodward Park is delayed over concerns of a 90-inch stormwater drain at the bottom of the azalea garden slope. The line was built in the 1920's and is under the ponds. They are currently having issues with the line and ponds. There were no further questions or comments, and the report was accepted.

D. Transportation

Street projects near major shopping areas are slated to be stopped around mid-November for the holiday and shopping seasons and will restart after the holiday season is over. Yale Avenue has been closed since October 25th for the widening and straightening project. Memorial between 71st and 81st has issues with the storm drains causing the road to be "wash board" like. There were no further questions or comments, and the report was accepted.

STOC

Sales Tax Overview Committee

E. Financial

The October collections were \$9.16M which is about 5.1 percent over budget. Current sales tax collections are about 5.3 percent ahead of budget for the year to date.

V. Unfinished Business

VI. New Business

A. Chair Report Presenters

Date	Presenter	Backup
Nov 3	Ashley Webb	Pamela Amburgy
Dec 1	Mareo Johnson	Kathy Sebert
Jan 5, 2022		

VII. Adjournment

The meeting was adjourned at 9:02 a.m.

Ashley Webb, Chair

Kathy Sebert, Vice Chair



STOC

SALES TAX OVERVIEW COMMITTEE

Ashley Webb
Chair

Ashley R. Webb
Riggs, Abney, Neal, Turpen, Orbison & Lewis Inc.
Attorney At Law
Tulsa, OK 74119
(918) 699-8905

To: City Council

Date: October 26, 2021

Subject: September Report to City Council

Attached is the October 2021 Sales Tax Overview Committee (STOC) Status Report

2006 Special Extended Sales Tax

September expenditures totaled \$203,000, of which \$136,000 was spent on the Arterial Streets Rehab project. Encumbrances and commitments total \$8,291,000. Current appropriations for the 2006 Special Extended Sales Tax Fund total \$271,812,000. There is a current appropriation balance of \$5,607,000.

2008 Sales Tax Special Temporary Streets

September expenditures totaled \$, of which there were no expenditures in September. Encumbrances and commitments total \$181,000. Current appropriations for the 2006 Special Extended Sales Tax Fund total \$145,494,000. There is a current appropriation balance of \$125,000.

2014 Sales Tax

September expenditures totaled \$4,120,000, of which \$1,402,000 was spent on the Art Street Rehab & Citywide project. Encumbrances and commitments total \$68,186,000. Current appropriations for the 2006 Special Extended Sales Tax Fund total \$567,423,000. There is a current appropriation balance of \$153,289,000.

2016 Sales Tax

September expenditures totaled \$6,582,000, of which \$4,616,000 was spent on the Transfer to TPFA 2017 project. Encumbrances and commitments total \$22,653,000. Current appropriations for the 2006 Special Extended Sales Tax Fund total \$192,472,000. There is a current appropriation balance of \$71,856,000.

2016 Revenue Bond

September expenditures totaled \$2,435,000, of which \$4,616,000 was spent on the Transfer to TPFA 2017 project. Encumbrances and commitments total \$78,128,000. Current appropriations for the 2006 Special Extended Sales Tax Fund total \$350,600,000. There is a current appropriation balance of \$51,217,000.

2020 Sales Tax

September expenditures totaled \$1,131,000, of which \$940,000 was spent on the Capital Equipment project. Encumbrances and commitments total \$13,404,000. Current appropriations for the 2006 Special Extended Sales Tax Fund total \$33,418,000. There is a current appropriation balance of \$16,967,000.

2020 General Obligation Bonds

September expenditures totaled \$760,000, of which \$130,000 was spent on the Maintenance Zone 7048 project. Encumbrances and commitments total \$5,261,000. Current appropriations for the 2006 Special Extended Sales Tax Fund total \$17,500,000. There is a current appropriation balance of \$9,195,000.

2014 General Obligation Bonds

September expenditures totaled \$5,436,000, of which \$1,263,000 was spent on the Maintenance Zone 7040 project. Encumbrances and commitments total \$32,932,000. Current appropriations for the 2006 Special Extended Sales Tax Fund total \$277,500,000. There is a current appropriation balance of \$64,378,000.

2008 General Obligation Bonds

September expenditures totaled \$1,000, of which \$245,000 was spent on the Citywide Nonarterial Reh&Re project. Encumbrances and commitments total \$13,952,000. Current appropriations for the 2006 Special Extended Sales Tax Fund total \$230,055,000. There is a current appropriation balance of \$6,997,000.

2005 General Obligation Bonds

September expenditures totaled \$, of which there were no expenditures in September. Encumbrances and commitments total \$755,000. Current appropriations for the 2006 Special Extended Sales Tax Fund total \$74,919,000. There is a current appropriation balance of \$160,000.

Respectfully submitted,

Ashley Webb, Chair



Attachments

cc: James Wagner
Keith Eldridge
Gary Hamer



FINANCIAL REPORT TO CITY COUNCIL
 Wednesday, November 3, 2021

I. Financial Report

Revenue: 2016 Vision 0.305 Percent and 2022 Sales Tax 0.45 Percent Sales Tax Funds

		<u>Fiscal Year to Date</u>	
	October	Thru October	Actual vs Budget
Actual	\$ 9,163,472	\$ 36,946,419	\$ 1,856,435
Adopted Budget - Current Year	8,721,667	35,089,984	441,805

Expenditures

Fund	September	Fiscal Year to Date Thru September
409 - 2022 Sales Tax	\$ 1,130,624	\$ 3,012,639
4001, 4003-4004 - Tulsa Vision Rev Bonds	2,435,403	21,558,329
4000 - Tulsa Vision Sales Tax	6,582,105	13,598,915
405 - 2014 Sales Tax	4,120,300	7,078,276
404 - 2008 Streets Temporary Sales Tax	-	-
402 - 2006 Special Extended Sales Tax	202,617	456,913

II. Expenditures in Other Funds

Fund	September	Fiscal Year to Date Thru September
401 - 2001 Sales Tax	0	0
428 - 2020 GO Bond	759,622	3,026,944
427 - 2014 GO Bond	5,436,282	32,996,888
426 - 2008 GO Bond	1,348	1,595,119
425 - 2005 GO Bond	0	194,294
TOTAL \$	6,197,252	\$ 37,813,244

III. Items for the City Council's Attention

- A. Monthly Financial Reports
- B. STOC Committee and Subcommittee Minutes and Reports

IV. Attachments

- A. Attendance Record for the last 12 months
- B. STOC Committee and Subcommittee Minutes and Reports

Respectfully submitted,



Ashley R. Webb, Chair

Attachments

cc: James Wagner
 Keith Eldridge
 Gary Hamer

MAJOR CAPITAL IMPROVEMENTS CONSTRUCTION FUNDS SUMMARY
As of September, 2021

	CURRENT	EXPENDITURES		ENCUMBERED	PERCENT	BALANCE
	APPROPRIATIONS	Current Month	To Date	COMMITTED		
Fund 401 and Fund 403						
2001 Third Penny Sales Tax and 2006 Advance Funded Sales Tax	\$ 112,558,928	\$ -	\$ 112,389,271	\$ (0)	100%	\$ 169,657
Fund 402						
2006 Third Penny Sales Tax Extension	\$ 271,811,704	\$ 202,617	\$ 257,913,600	\$ 8,290,997	98%	\$ 5,607,107
Fund 404						
2008 Sales Tax Special Temporary Streets Fund	\$ 145,493,500	\$ -	\$ 145,187,657	\$ 180,862	100%	\$ 124,981
Fund 405						
2014 Sales Tax Fund	\$ 567,422,929	\$ 4,120,300	\$ 345,947,428	\$ 68,186,057	73%	\$ 153,289,443
Fund 406: 4000						
2016 Sales Tax Fund	\$ 192,471,770	\$ 6,582,105	\$ 97,962,751	\$ 22,652,569	63%	\$ 71,856,449
Fund 406: 4001, 4003, 4004						
2016 Revenue Bond Fund	\$ 350,600,000	\$ 2,435,403	\$ 221,255,104	\$ 78,127,756	85%	\$ 51,217,140
Fund 409						
2020 Sales Tax Fund	\$ 33,417,778	\$ 1,130,624	\$ 3,046,233	\$ 13,404,359	49%	\$ 16,967,187
Fund 428						
2020 General Obligation Bonds	\$ 17,500,000	\$ 759,622	\$ 3,043,684	\$ 5,261,268	47%	\$ 9,195,048
Fund 427						
2014 General Obligation Bonds	\$ 277,500,000	\$ 5,436,282	\$ 180,189,851	\$ 32,932,364	77%	\$ 64,377,785
Funds 426						
2008 General Obligation Bonds	\$ 230,054,937	\$ 1,348	\$ 209,106,106	\$ 13,951,909	97%	\$ 6,996,921
Funds 425						
2005 General Obligation Bonds	\$ 74,919,257	\$ -	\$ 74,004,600	\$ 754,594	100%	\$ 160,063
Fund 740: 7401-7408						
TMUA--Water Capital Fund	\$ 398,664,697	\$ 3,186,655	\$ 295,537,033	\$ 43,599,209	85%	\$ 59,528,455
Funds 750: 7501-7520						
TMUA-Sanitary Sewer Capital Funds	\$ 526,910,375	\$ 5,837,472	\$ 381,979,606	\$ 57,301,863	83%	\$ 87,628,906

STOC

Sales Tax Overview Committee

MINUTES
Sales Tax Overview Committee Meeting
September 28, 2021, 8:00 a.m.
Tulsa Zoo, 6421 E. 36th St. North

The Sales Tax Overview Committee met for the regular monthly meeting at 8:00 a.m. on September 28, 2021.

I. Call to Order

Chair Ashley Webb called the meeting to order at 8:02 a.m.

The following members were present:

Janae Bradford	Linda Jenkins	Sylvia Powell
Ellouise Cochrane	Mareo Johnson	Steven Watts
Jeff Covington	Steve King	Ashley Webb
Scott Grizzle	Paul McTighe	
Rhonda Hinrichs	Kathy Sebert	

The following members were not present:

Pamela Amburgy	Alex Gomez	Jonathan Hall
Marcia Bruno-Todd	Jesse Guardiola	Renee Plocek

Also present:

Gary Hamer	Jake Epp	Anne Boyd	Mary Kell
Richard Say	Whit Todd	Ryan O'Neil	Jordan Smith
Jack Neely			

II. Approval of Minutes

Minutes for the August meeting were read. A correction was noted, for section IV D it should read "Several members gave the report". Janae Bradford moved they be accepted as amended, Sylvia Powell seconded the motion. The motion carried.

III. Chair's Report

Kathy Sebert presented the Chair's Report to Council. She said it was a good meeting. Ms. Sebert highlighted the Mingo from 71st to 81st, the road surface is rough. She noted that some other attendees complained about school zone issues and the Safe School initiative. There were no discussions or questions.

STOC

Sales Tax Overview Committee

IV. Committee Reports

A. Vision

Ryan O'Neil reported on the BMX project. He stated that things are going well. The project is 70 percent complete. They are looking for a grand opening in February of 2022. There are contingency monies available, and they are looking at possible changes in the scope of the work. He reported that material lead times have become a factor in timing and the completion date is now set for early 2022. Jordan Smith reported on the Langston project. They are 87 percent complete and are looking at completion in November. Changes in the scope of work are being considered as there are available contingency funds. They expect to begin holding classes in the Spring 2022 semester. There were no other questions or discussions, and the report was accepted.

B. Public Safety

Kathy Sebert gave the report. The Police Department reported that all vehicles ordered for fiscal year 2021 have been received. There are 40 still being outfitted in the radio shop, all others have been deployed. The Fire Department reports awaiting purchase orders for 4 vehicles. They will be doing final inspection of 4 stock engines that can be used to fill in emergency equipment gaps. Carpet installation is about 50 percent complete on the 14th floor of City Hall. They are reviewing the pre mylar plans and specifications for the roof on the rec center at Ben Hill Park. The PAC renovations had a suit file by the City against CEI. There were no other questions or discussions, and the report was accepted.

C. Parks

Linda Jenkins gave the report. Work at Ben Hill is complete, the balance of funds is being rolled over to the roof project. The contractor for Ziegler will be working on correcting the damage done by vandals now that the summer season is over. The playground work at McClure has gone over scheduled time. This is due to an issue with the permitting and weather. No new completion date has been given. Work has begun on the Reed Park pool reconstruction. It should be available for the 2022 swim season. Work on a water playground at Reed is being done in conjunction with the pool. There were no further questions or comments, and the report was accepted.

STOC

Sales Tax Overview Committee

D. Transportation

Memorial, 2 projects, covering 81st to the Creek Turnpike are around 70 percent complete. The widening on Yale from 96th street south 101st is nearing completion. 21st street, 2 projects, from Garnett to 129th and the intersection at 21st and 129th are around 90 percent complete. There were no further questions or comments, and the report was accepted.

E. Financial

The August collections were \$9.27M which is about 6.5 percent over budget. Current sales tax collections are about 5.4 percent ahead of budget for the year to date.

V. Unfinished Business

VI. New Business

A. Chair Report Presenters

Date	Presenter	Backup
Nov 3	Ashley Webb	Pamela Amburgy
Dec 1	Mareo Johnson	
Jan 5, 2022		

VII. Adjournment

The meeting was adjourned at 8:59 a.m.

Ashley Webb, Chair

Kathy Sebert, Vice Chair



Sales Tax Overview Committee

STOC

SALES TAX OVERVIEW COMMITTEE

12-Month Attendance Record

Oct-21

Member	Expires	District	Jan-21	Feb-21	Mar-21	Apr-21	May-21	Jun-21	Jul-21	Aug-21	Sep-21	Oct-21	Nov-20	Dec-20	# Attended	# Possible	Comments
Hinrichs, Rhonda	Dec-22	1	P	A	A	C	P	P	P	A	P	OC	A	A	5 of 11		
Jenkins, Linda	Dec-24	1	P	P	P	C	P	P	P	P	P	P	P	A	10 of 11		
McTighe Jr., Paul	Dec-22	2	P	P	A	C	P	P	P	P	P	P	P	P	10 of 11		
Powell, Sylvia	Dec-24	2	A	A	A	C	A	A	A	A	P	A	A	A	1 of 11		
Vacant	Dec-22	3	P	P	P	C	A	A	A	NM	NM	NM	NM	NM	3 of 6		resigned in July 2021
Plocek, Renee	Dec-24	3	P	A	A	C	A	A	A	A	A	A	A	A	1 of 11		
Vacant	Dec-22	4	P	P	A	C	NM	NM	NM	NM	NM	NM	NM	NM	2 of 3		
Webb, Ashley (Chair)	Dec-24	4	P	P	P	C	P	P	P	A	P	P	P	P	10 of 11		
Sebert, Kathy (Vice-Chair)	Dec-22	5	P	P	P	C	P	P	P	P	P	P	P	A	10 of 11		
Covington, Jeff	Dec-24	5	A	A	A	C	P	P	A	P	P	P	A	A	5 of 11		D.Tannehill Jan-Apr 2021
Guardiola, Jesse	Dec-22	6	P	A	P	C	A	A	A	A	A	A	P	P	4 of 11		
Gomez, Alex	Dec-20	6	A	A	A	C	A	A	A	A	A	A	A	A	0 of 11		
Cochrane, Ellouise	Dec-22	7	P	P	P	C	P	P	P	P	P	P	P	P	11 of 11		
Bradford, Janae (Secretary)	Dec-24	7	P	P	P	C	P	A	P	P	P	P	P	P	10 of 11		
Hall, Jonathan	Dec-22	8	P	P	P	C	A	A	P	P	A	P	P	P	8 of 11		
King, Steve	Dec-24	8	P	P	P	C	P	P	A	P	P	P	P	P	10 of 11		
Grizzle, Scott	Dec-22	9	P	P	P	C	P	P	P	P	P	P	P	A	10 of 11		
Watts, Steven	Dec-24	9	P	P	P	C	P	A	A	P	P	P	A	A	7 of 11		
Amburgy, Pamela	Dec-22	M	P	P	P	C	P	P	P	P	A	A	P	A	8 of 11		
Burno-Todd, Marcia	Dec-24	M	P	A	A	C	P	A	A	A	A	A	P	A	3 of 11		
Johnson, Mareo	Dec-22	M	P	P	P	C	P	P	A	A	P	P	P	A	8 of 11		
Members Present			18	14	13	0	14	11	10	11	13	12	13	7			

A = ABSENT
 P = PRESENT
 NM = NO MEMBER APPOINTED
 OC = OUT OF COUNTRY
 OT = OUT OF TOWN on Business

C = NO MEETINGS HELD DUE TO COVID 19

Prepared by City of Tulsa
 Department of Finance
 Budget & Planning Division
 Capital Planning Section

Tulsa Economic Development Project

Attendees:

Linda Jenkins
Steve King
Kathy Sebert
Pamela Amburgy
Elloise Cochrane
Ashley Webb

DATE: November 17, 2021
TO: STOC Committee
FROM: Mary Kell, AIA, Engineering Services Department
SUBJECT: VISION TULSA STOC PROJECT UPDATES

Projects list

- | | | |
|-----|----------|--|
| 1. | 170000 | Zink Dam |
| 2. | 147200 | Arkansas River Pedestrian Bridge |
| 3. | 170020 | New Trail East Bank Cousins |
| 4. | 170025 | 23rd & Jackson Redevelopment |
| 5. | 170030 | Gilcrease Museum |
| 6. | 170035 | Cox Business Center Renovation |
| 7. | 170045.2 | Airport Infrastructure – Spirit |
| 8. | 170045.4 | Airport Infrastructure – American Airlines |
| 9. | 170050 | Tulsa Zoo Elephant Exhibit |
| 10. | 170055 | Langston Healthcare |
| 11. | 170060 | BMX National Headquarters |
| 12. | 170065 | South Mingo Corridor |
| 13. | 170070 | Public Schools Safety First Initiative |
| 14. | 170080 | Citywide: Commercial Revitalization |
| 15. | 170080 | Citywide: Route 66 |
| 16. | 170085 | Peoria-Mohawk Business Park |
| 17. | 170100 | Air National Guard MTC |
| 18. | 170125 | McCullough Park |
| 19. | 170130 | Mohawk Sports Complex |
| 20. | 170135 | GO Plan Bike Ped Master Plan |
| 21. | 170140 | Route 66 Train Depot |
| 22. | 170145 | Tulsa Arts Commission |

Completed Projects

170035	Cox Arena District	January 2019
170040	Tulsa Fairgrounds	November 2021
170045.1	Airport Infrastructure – AA Tail Slot	January 2019
170045.2	Airport Infrastructure – Navistar	November 2021
170095	Community Health East Clinic	April 2020
170110	North Peoria Connection, 56 th Street To Mohawk	March 2020
170115	TCC Career Placement	August 2019
170155	PAC Master Plan	June 2021

1. No. 170000

Project Name: Zink Dam
 Representative: Brooke Caviness, COT
 Total Funding: \$54,673,411.53
 Available Funding: \$54,673,411.53
 Design Firm(s): CH2M Hill, HISINC, LLC
 Contractor: Crossland Construction Company
 Start Date: 10.18.2020
 Anticipated Completion: July 2023

- Construction **34.1%** billed, **43.2%** time as of **10.27.21**
- **3rd** and final gate for west side installation due to site 11.18.21, **installed by 12.06.21**
- **East bank access road constructed. Boulders to be moved to east side, no start date.**

2. Project No. 147200

Project Name: Arkansas River Pedestrian Bridge
 Representative: Jeff Stava, RPA/TGP and Brooke Caviness, COT
 Total Funding: \$27,400,000.00
 Available Funding: \$27,400,000.00
 Design Firm(s): SBP, MVVA, GKFF, and River Parks
 Contractor: Crossland Construction Company
 Start Date: 05.14.2021
 Anticipated Completion: Spring 2023

- Tier III Funding - \$7 million in funding and donations committed
- Construction **26.9%** billed (**\$9,218,008**) as of **10.10.21**.
- Abutments and piers on west side of bridge are being drilled and constructed.
West approach span piers start 11.10.21
West approach shoring starts December
Phase 1 shafts 100% complete
Phase 1 piers 100% complete on 10.16.21
Deck concrete starts 11.25.21
- First steel arches delivered via truck from St. Louis on 10.16.21 and swung in place week of 10.18.21 (all steel was ordered and acquired prior to price escalations)
Steel arch span 1-2 erected
Steel arch 2-3 erection starts 11.15.21
Steel arch 3-4 delivery 11.12.21 & 11.17.21
Precast installation starting 11.12.21
Precast fabrication phase 1 60% complete
- Arches continue continuous delivery through mid-February

3. Project No. 170020

Project Name: New Trail East Bank 101st to Cousins Park
 Representative: Doug Helt, COT
 Total Funding: \$ 4,000,000.00
 Available Funding: \$ 600,000.00



MEMORANDUM

ENGINEERING SERVICES DEPARTMENT

Design Firm(s): LandPlan Consultants, Inc (LPCI)
Contractor: TBD
Start Date: TBD

- Conceptual design completed 02.16.2018 (\$68,454.00)
- Conceptual cost estimate for trail \$10.2 million, with time value at 3% for 13 years - \$15.0 million, with land, total cost is \$26 million.
- TAP (Transportation Alternative Program) grant awarded March 2021 through INCOG to fund design (\$133,991.00) for Riverside Drive (Vensel Creek to south of Creek Turnpike)
- Meeting held 10.18.21 on TAP grants – consultant interviews with COT and ODOT to be held in next 30-45 days to select design consultant for Vensel Creek design plans only (does not include construction funding). \$107,193.00 has been awarded for this project.

4. Project No. 170025

Project Name: 23rd & Jackson Redevelopment Site – Relocation Study Design and Acquisition
Representative: Marsha Hinds, COT
Total Funding: \$1,000,000.00
Available Funding: \$1,000,000.00
Design Firm(s): Cyntergy

- Scope includes planning, design work and partial acquisition costs to relocate Public Works, update master plan site at Harvard and Mohawk, appraise and acquire operation yard location.
- Draft report submitted to Administration, February 2020
- Acquisition of 2 parcels – Tulsa County Yard on North Harvard - \$320K (Vision funding), 56th & Garnett - \$1.46 million (water enterprise funds) – closing for both 08.30.2020
- Traffic Engineering is now occupying County site on North Harvard Avenue
- **Amendment** with consultant in process
 - Will include development of a phased transition plan for Water Distribution to move to 56th & Garnett site, and review of the Pine Street site as a possible location for Water Distribution.
 - On hold for Mayor’s staff review of original report **ONGOING**

5. Project No. 170030

Project Name: Gilcrease Museum
Representative: Susan Neal, Gilcrease, Mary Kell, COT
Total Funding: \$83,600,000.00
Available Funding: \$65,000,000.00
Design Firm(s): Smith Group, 1 Architecture; Gallagher & Associates
Construction Manager: Flintco, LLC
Start Date: TBD
Scheduled Completion: 11.30.2024
Anticipated Completion: 11.30.2024

- Private fundraising to occur - \$10 million raised to date for construction and design
- Mayor’s Task Force meeting held 10.21.21, **next is 11.18.21**



- Value Engineering process reduced \$11.2 Million gap to \$ 8.2 million over budget as of 10.14.21.
- **Collection move started 08.25.21, completed 11.05.21.**
- **Non-art FF&E move started 10.25.21, completed 11.12.21.**
- **Bid packages 2A, 21B, 26B and 33A opened 10.14.21 and are being contracted – scope: Selective demolition, Fire Protection Make Safe, Electrical Make Safe and Gilcrease House Utilities.**
- **Rough Grading and Public Utilities bids to open 12.01.21**
- 100% DD (Design Development) sets received 11.01.21
- **Cost estimates between Flintco and SmithGroup / Cumming being reconciled.**

6. Project No. 170035

Project Name: Cox Business Convention Center
 Representative: Mary Kell, COT
 Total Funding: \$ 54,500,000.00
 Available Funding: \$ 54,500,000.00
 Design Firm(s): Matrix Architects, Engineers and Planners, Inc., FFTT
 Construction Manager: Tulsa Vision Builders
 Start Date: 07.01.2018
 Completion: 06.30.2020

- Public art “Highlight” art photography and signage provided, **final pay in process**
- Concrete cracking issues – working on solution for repair -
- **New design to be provided by Matrix for tear out and reconstruction.**

7. Project No. 170045

Project Name: Airport Infrastructure - Spirit
 Representative: Max Wells, COT
 Total Funding: \$ 5,000,000.00
 Available Funding: \$ 5,000,000.00
 Design Firm(s): Poe
 Contractor: Becco
 Start Date: 07.20.2021
 Anticipated Completion: TBD

- Paving Phases 1 and 2 (Areas 1,2 ,3 4, 5, 6A & 6B, and 9) completed 12.31.2020
- Asphalt rehab work started 07.20.21.
- South parking area had a subbase failure, additional stable material base needed costing approximately \$450K before new material could be placed. Parking area held up due to weather. **Began again week of 10.25.21 – parking is complete, striping ongoing.**
- Approximately \$300K remaining in budget for Fire Line extension, (reduced amount due to adding additional stable base for south parking area).
- Will begin fire line work once parking is complete and remaining funding amount is known. **Consultant working on design of replacement of select water elements.**

8. Project No. 170045

Project Name: Airport Infrastructure – AA (American Airlines)
 Representative: Mary Kell, COT
 Total Funding: \$ 14,500,000.00
 Available Funding: \$ 14,500,000.00
 Design Firm(s): FSB, Allana Buick & Bers Inc.
 Contractor (s): The Ross Group Corp
 Start Date: 12.02.2020
 Anticipated Completion: TBD

- Agreement with list of projects signed by Mayor 12.02.2020
- Projects:
 - Tail Slot: \$ 2,122,396.00 completed 01.08.2019
 - Hangar 80 Re-Skin: \$ 1,500,000.00 89% billed
 - AAERO APU: \$ **2,021,277.00** **62.6%** billed
 - Master Plan \$ 575,000.00 45.1% billed
 - Plating Shop Roof, MAU \$ 2,400,000.00 9.2% billed
 - CUP Cooling Tower & Hangar 6 Cooling Tower \$ **5,757,723.00** **74.4%** billed

Total billed: \$9,486,880.95 – overall 65.4%

9. Project No. 170050

Project Name: Tulsa Zoo Elephant Exhibit
 Representative: Lindsay Hutchinson, TZMI, Gary Schellhorn, COT
 Total Funding: \$ 25,000,000.00
 Available Funding: \$ 20,000,000.00
 Design Firm(s): Selser Schaefer Architects
 Construction Manager: Nabholz Construction
 Start Date: TBD
 Scheduled Completion: TBD
 Anticipated Completion: TBD

- **95% plans due 12.02.21**
- The earthwork mylars **to start advertising for bids 11.19.21.**
- Building design changed to tilt up concrete
- Project is \$5.6 million over City funds. Zoo will be covering all funds above City Vison Tulsa budget.

10. Project No. 170055

Project Name: Langston Healthcare Professions Complex
 Representative: Phil Thomas, OSU-LRFP
 Total Funding: \$ 16,250,000.00
 Available Funding: \$ 16,250,000.00
 Design Firm(s): Beck
 Construction Manager: Flintco, LLC
 Start Date: 06.01.2020



Scheduled Completion: 11.30.2021
Anticipated Completion: 11.30.2021 (except FF&E)

- OSU- LRFP (Long Range Facilities Planning) providing project oversight
- OAC (owner Architect Contractor) calls set up every 2 weeks as of 06.05.2020
- Jobsite camera: <https://ibeamsystems.com/camera/langstonuniversityproject>
- Overall construction – **99%** complete, **88%** billed
- Roofing is **complete**
- Storefront is 98% complete
- Masonry veneer 98% complete
- Flooring, millwork, final paint, doors & hardware **complete**
- Exterior sitework **nearing completion**

11. Project No. 170060

Project Name: BMX National Headquarters
Representative: Shane Fernandez, BMX, Mary Kell, COT
Total Funding: \$ 23,000,000.00
Available Funding: \$ 23,000,000.00
Design Firm(s): Todd Architecture Group
Construction Manager: Nabholz Construction
Start Date: 06.01.2020
Scheduled Completion: 12.09.2021
Anticipated Completion: Spring 2022

- Funding - Vision (\$15 M), TPA (\$2 M), Hardesty (\$1.5 M), UCAT Vision (\$3.6 M) EDIF (\$900 K) = \$23 M total
- Overall construction **79%** billed, **85% time**
- Artist installation complete, art signage and lighting to be completed with plaza
- Site concrete **98%**, fencing, **85%**
- 8-meter start hill **to be complete by 12.31.21**
- **3-meter start hill complete, railing and start gates in progress**
- BMX dirt track installation started 10.11.21. **Added shotcrete corners design being evaluated and will advertise for bid starting December 2021.**
- HQ (Headquarters) building: Exterior **complete except a few back ordered overhead doors**. Millwork in progress, **low voltage systems, flooring, and final paint ongoing. Hall of Fame wall graphics in progress.**
- Olympic training facility (BMX Racing & BMX Freestyle) requirements **have been approved and are in progress**. Improvements include 2nd floor workout area / gym. Lockers with showers, track upgrade and RV facilities.
- Completion date will extend until Spring 2022 due to lead times to procure contingency item materials.

12. Project No. 170065

Project Name: South Mingo Corridor
Representative: Patty Parks, COT
Total Funding: \$ 15,000,000.00
Available Funding: \$ 15,000,000.00
Design Firm(s): Benham Design, LLC, Garver, Poe
Contractor: APAC Oklahoma



MEMORANDUM ENGINEERING SERVICES DEPARTMENT

Start Date: 08.19.2019 (First Phase, 71st to 81st on Mingo)
Scheduled Completion: 10.27.2020
Anticipated Completion: November 2021

- First Phase: 71st to 81st on Mingo (Project 170065)
- Benham Design is consultant
- Highland Park: Fence **construction complete as of 10.31.21**
- Punchlist developed. Contractor working on corrections. **ongoing**
- Scheduled to have all lanes open by November 2021
- Second Phase: 91st from Mingo to Memorial (Project 170065-A)
- Garver is consultant
- Right-of-way has been submitted to City. **Revised ROW and property reports submitted to City ROW staff 11.17.21**
- 404 permit submitted to USACE on 10.11.21, will get 404 permit before project goes out to bid. **Preliminary 404 mitigation cost is approximately \$1.1M**
- Construction funding in Improve Our Tulsa 2 - \$10.7 million
- Third Phase: 81st to 91 on Mingo
- Poe is consultant, Contract fulfilled at 60% plans: contract complete 09.01.2020
- Estimated construction cost is \$ 9 M, does not include ROW or utilities
- Construction funding in 2026 (earliest). Design to be completed at a later date.

13. Project No. 170070

Project Name: Public Schools Safety First Initiative
Representative: Brent Stout, COT
Total Funding: \$ 14,500,000.00
Available Funding: \$ 14,500,000.00
Design Firm(s): Lee Engineering, LLC
Contractor: TBD
Start Date: TBD
Scheduled Completion: TBD

- Bid package 1, 2 and 3 – complete
- Bid package 4
 - Project consists of signing, pavement marking, sidewalks, drainage improvements, pavement, lighting, and traffic signal improvements at Priority 3, 4, and 5 schools.
 - Plans also include bus shelter construction at Priority 1-5 schools.
 - Rights of entries have been approved by TPS and have been returned to Engineering Services week of 07.12.2021.
 - ROW documents **have been submitted** and acquisition in process
 - **Design modification being made at Carnegie Elementary to improve drainage of school property, mylars to be revised**
 - Once ROW acquisitions are complete, project will go out to bid, **late Fall / winter 2021** projected

14. Project No. 170080

Project Name: Citywide Beautification and Reinvestment
Representative: Wyatt Donnelly-Landolt, COT



MEMORANDUM
ENGINEERING SERVICES DEPARTMENT

Total Funding: \$ 3,600,000.00
Available Funding: \$ 3,600,000.00
Design Firm(s): Place Dynamics, Inc, Belo+Company

- Retail Market Study by Place Dynamic, Inc. (\$125K) completed January 2019
- Retail Market Study will inform use of Commercial Revitalization fund, as well as assist Route 66 Commission in targeting Route 66 funds
- Project 1: \$100K – Belo+Company (formerly Cubic) media strategy consultant
- Marketing campaign concepts were presented December 2020
- Launch of a \$300K marketing campaign paused until TAEO marketing and branding efforts are complete. **ongoing**
- Project 2: \$1.1 million from Commercial Revitalization used to seed Business Resilience and Recovery Fund, reimbursement from CARES act dollars is expected to fully fund the Commercial Revitalization Strategy.
- All funds disbursed
- City has received \$348,882.85 as of 09.30.21 in repayments
- Project 3: \$1.5 million BRT (Bus Rapid Transit) Revolving Loan Fund
- TEDC is evaluating projects for program and providing low to zero interest loans
 - TEDC approved a loan of \$210,000 at 3642 S. 106th Place Tulsa – **recipient of loan is Rise and Develop**
- Project 4: \$150K (3 years x \$50K) 4 Destination Districts – INCOG administering: Greenwood, Route 66, Kendall Whittier, and Global District (formerly International District) (21st & Garnett area).
 - Greenwood has hired a new Executive Director
 - Global District is in the process of hiring a new Executive Director.

15. Project No. 170080

Project Name: Route 66 Beautification & Reinvestment
Representative: Dennis Whitaker, INCOG
Total Funding: \$ 3,700,000.00
Available Funding: \$ 3,700,000.00
Design Firm(s): INCOG staff

- Route 66 Commission and Tulsa Planning Office (INCOG) staff providing oversight
- Retail Market Study informed targeted funding uses on corridor
- Uses include marketing, wayfinding, façade grants, neon sign grants and project maintenance.
- 43 neon sign grants in various stages of contracting through installation
- **Tulsa Fire Department neon sign project: Station 4 (near 12th & Guthrie) and Station 66 to receive signs**
- Total for neon signs: \$565 K total costs \$256 K total grants
- “Shop Saturday” monthly event continues through the holidays
- **Shop 66 Holiday Ads will appear in Nov and Dec Tulsa World**
- Color ad appears in Tulsa World showing 2 alignments, 8 districts, location of neon signs and historic markers
- Repairs made to two “Information Road Signs”; one damaged by vehicular accident and the other by vandalism.

16. Project No. 170085

Project Name: Peoria-Mohawk Business Park
 Representative: Josh Miller, GKFF, Michelle Barnett, COT
 Total Funding: \$ 10,000,000.00
 Available Funding: \$ 10,000,000.00
 Design Firm(s): Cedar Creek (no Vision funding)
 Contractor: Crossland Heavy
 Start Date: 10.22.2020 (Bid package 3)
 Scheduled Completion: 10.31.2021
 Anticipated Completion: **December 2021**

- Bid package 1 – mass grading with earth change permit – completed 04.30.2020
- Bid package 2 – public road and site utilities – completed 09.30.2020
- Bid package 3 – scope is water line, paving, storm and sidewalks / trail for Mohawk Blvd and the Utica cul-de-sac off 36th street North
- **30-inch Waterline complete and tied into system 11.16.21, delays in getting fittings for pipe delayed entire project.**
- **Driveway, sidewalks, and remaining fence scheduled to be complete by early December.**

17. Project No. 170100

Project Name: Air National Guard 138FW MTC (Mission Training Center)
 Representative: Mary Kell, COT
 Total Funding: \$ 9,400,000.00
 Available Funding: \$ 9,400,000.00
 Design Firm(s): LWPB Architects
 Construction Manager: Crossland Construction Company, Inc.
 Start Date: 07.01.2018
 Scheduled Completion: 07.01.2020 (Building operational)
 Completion: 01.31.2021

- Final pay for Crossland paid 06.02.21
- Artist is re-evaluating size of piece to reflect material cost increases. **Ongoing**

18. Project No. 170125

Project Name: McCullough Site Improvements
 Representative: Gary Schellhorn, COT
 Total Funding: \$ 3,600,000.00
 Available Funding: \$ 3,600,000.00
 Design Firm(s): LandPlan Design Consultants
 Contractor: Voy Construction
 Start Date: TBD
 Scheduled Completion: TBD
 Anticipated Completion: TBD

- BOA (Board of Adjustment) approved updated site plan 05.25.2021
- Bid awarded to Voy Construction for \$2,943,093.11.
- **Pre-construction held 11.09.21**



- **Construction tentatively scheduled to being by 11.29.21, pending final approval of building permit.**

19. Project No. 170130

Project Name: Mohawk Sports Complex
 Representative: Gary Schellhorn, COT
 Total Funding: \$ 3,500,000.00
 Available Funding: \$ 3,500,000.00
 Design Firm(s): Benham Design, LLC
 Contractor: Daris Contractors, LLC
 Start Date: 01.23.2019
 Scheduled Completion: 12.31.2020
 Anticipated Completion: 05.31.2021

- Project is operational as of December 2020
- Contractor to has provided final closeouts
- Change order in process for approval for days due to delays and weather (freezing and flooding). **Ongoing**

20. Project No. 170135

Project Name: GO Plan - Bike/Ped Priority Striping
 Representative: Doug Helt, COT
 Total Funding: \$ 3,125,000.00
 Available Funding: \$ 3,125,000.00
 Design Firm(s): City staff
 Contractor: Grade Line
 Start Date: 03.01.2019
 Scheduled Completion: 08.01.2021
 Completion: **December 2021 (Group 2)**

- Group 1A - construction completed 12.31.2019 (IOT 312K)
- Group 1B - construction completed 07.31.2020 (IOT \$1.4 M)
- Group 2 – Construction completed 04.15.2021 (IOT \$200K / Vision \$2.1 M)
 - Striping revisions to Pine Street upcoming with Citywide contractor **ongoing**
 - Conversion of bike lanes to vehicle lanes.
 - New 4 lane stripe complete MLK to Peoria
 - Peoria to Lewis: Striping is being removed
 - Lewis to Harvard: Striping removed
 - **Yale to Sheridan:** Street rehab under construction. Revised striping to be incorporated into plans. **Side path is designed and being installed along the north side of Pine as part of the street project.**
 - Covid quarantine issues has slowed progress
- Group 3 – Construction 95% (IOT \$525K / Vision \$970 K)
 - Revisions between Peoria and Quincy on 6th upcoming – application to do this revision work sent to Streets and Stormwater 06.24.2021
- Group 4 – Funds moved to repair Osage Trail bridge over Flatrock Creek due to vandalism. **Final plans in review. Current cost estimate is \$420K. Advertise for bidding, end of January 2022.**

21. Project No. 170140

Project Name: Route 66 Village Train Depot
Representative: Marsha Hinds, COT
Total Funding: \$ 3,000,000.00
Available Funding: \$ 3,000,000.00
Design Firm(s): Keith D. Robertson, Architect
Contractor: VOY Construction
Start Date: 06.01.2020
Scheduled Completion: 10.31.2021
Completion: 10.31.2021

- Project is 89% billed
- Waterline work complete.
- Ribbon cutting held 10.22.21
- Interior final punchlist walk held 10.18.2021
- **Contractor working on interior punchlist**
- **Top lift of parking lot asphalt rejected, contractor to mill and relay**

22. Project No. 170145

Project Name: Tulsa Arts Commission
Representative: Amy Ulmer, INCOG
Total Funding: \$ 2,250,000.00
Available Funding: \$ 750,000.00

- 1st round of artist grants totaling \$300K, 29 agreements signed by Mayor 09.02.2020
- 2nd round of grants totaling \$300K, 33 agreements approved by Mayor 03.03.2021
- 3rd round of grants applications **due 11.30.2021**

	B	C	D
1	VISION TULSA - PROJECT ACTIVITY / NEXT STEPS 11.04.21		
2	PROJECT - Economic Development	COST	COMMENTS AND NEXT STEPS
3	Arkansas River Infrastructure & Amenities (City of Tulsa Share)		
4	Zink Lake and Related Amenities		- Project coordination team: CH2 (Jacobs), GKFF, MVVA, Holly Frontier, AEP/PSO, LandPlan, INCOG, City, River Parks, Crossland, Parks and Recreation Dept, and PMG.
5	Low-Water Dam with Recreational Gates & Flume	\$48,000,000	- Crossland Construction Company, \$38,934,499.49. - Construction time frame is 850 days, Start 10.19.20 Anticipated Completion: July 2023 - As of 09.30.21: 33.2% billed; 40.8% time - Final gate for Obermeyer for Phase 2 (west side) due to site by 11.18.21. - East bank access road constructed. Boulders to be moved to east side. No start date set. ONGOING
6	New Pedestrian Bridge	\$15,000,000	- Design Team: SBP, MVVA, GKFF, and River Parks - City identified funding sources for Tier 1: \$24.4 million (\$15 million Vision funding + \$9.4 Sales tax funding), Tier 2: \$3 million identified in savings in 2005 and 2008 funding packages. Tier 3: GKFF is reporting \$7 million raised. - Construction flip to east side end of February 2022. - Estimated completion is Spring 2023. - Weekly delivery of steel arches through February 2022. ONGOING
7	Mitigation, Bank Stabilization & Outfall Protection for Dam		- 404 permit issued, land banking for mitigation was purchased.
8	South Tulsa/Jenks Lake and Related Amenities	\$64,214,000	- Vision Tulsa: ON HOLD - Other partners contribution \$32,862,000 for the project by 12.31.22. Both Jenks and City of Tulsa have the same reallocation date. - Funding includes long-term operating and maintenance endowment for both dams and related amenities. Zink Dam OM portion is \$18 million. NO CHANGE
9	Low-Water Dam and Pedestrian Bridge		- \$8.3 million for land acquisition includes land for trail to Cousins Park. NO CHANGE
10	East Bank Park, Boat Dock, and Abutment Improvements		
11	Vensel Creek Park and Boat Dock		
12	East Bank Trail Connection from Low-Water Dam to Vensel Creek		
13	Mitigation, Bank Stabilization & Outfall Protection		
14	Turkey Mountain Urban Wilderness	\$7,600,000	- Master Plan adopted by RPA - 11.05.21 Groundbreaking of the Turkey Mountain Master Plan Trail Improvements, Phase 1 on Friday 1:00pm ONGOING
15	Levee District #12 Rehabilitation - Local Matching Funds	\$5,000,000	- USACE working on Preliminary Engineering Design (PED). ONGOING - Monthly meeting scheduled for update on PED, EDA, and USACE activities. - NO UPDATE
16	New Trail, East Bank-101st to Cousins Park (Design and Matching Funds), AKA "River Parks Trail 101st to 121st"	\$4,000,000	- LandPlan is design consultant. - Concept cost estimate \$10.2 million, with time value at 3% for 13 years - \$15.0m - Cost estimate with land is \$26m. - City received 2 projects, one on Riverside Drive (Vensel Creek to south of Creek Turnpike) reduced scope to design only (\$133,991) to fit in more projects per INCOG and for City to secure rights-of-way. - Meeting held 10.18.21 with INCOG and COT - consultant interviews with COT and ODOT to be held in next 30-45 days to select design consultant for Vensel Creek design only. \$107,193 has been awarded for this project.
17	23rd & Jackson Redevelopment Site - Relocation Study, Design & Acquisition	\$1,000,000	- Cyntergy team is project consultant - Draft final report submitted February 2020. - Amendment No. 1 reviewed/approved 09.01.21 by PCSSC. This is to be discussed further to ensure responding to questions being asked of this program. PENDING
18	Gilcrease Museum Expansion	\$65,000,000	- Gallagher & Associates (G&A) - Owner's Representative (TU and City of Tulsa) - SmithGroup Architect / Flintco CM - Gilcrease Museum Mayor's Task Force held 10.21.21 - Collection move start 08.25.21. Anticipated completion by 12.01.21 11.05.21. - Non-art move started 10.25.21 November 2024. Review of materials to move is ONGOING - Value Engineering processes underway. \$11.2 million over budget. Current gap is \$8.2 million. - Anticipate 36 separate bid packages. - Advertise Bid Package Rough Grading and Public Utilities 11.08.21, Bids received 12.01.21. - Bid Packages 2A, 21B, 26B, and 33A.1 are being contracted - Scope: Selective demolition; Fire Protection Make Safe; Electrical Make Safe; and Gilcrease House Utilities. - Project Budget: \$2,805,401 Bid \$2,883,617 - 11.01.21 Design Development plans submitted - ONGOING
19	Cox Business Center	\$54,500,000	- Matrix is project architect, TVB (Tulsa Vision Builders) is Construction Manager - Matrix to provide new design and will be paying for tear out and reconstruction. Any betterments will be paid by City, i.e. additional joint pattern, etc. ONGOING
20	Arena District Master Plan	\$500,000	- Project completed January 2019
21	Tulsa Fairgrounds	\$30,000,000	- Design consultant is GH2; Construction Manager (CM) is Crossland. - Projects complete - \$30.0m - Improve Golden Driller Entrance - \$1.5 million GRAND OPENING held 09.16.21 2:00p. - Project complete. Final payment documents submitted after Fair. Routing final payment. ONGOING
22	Airport Infrastructure		- Projects summarized below with descriptions (\$27,300,000 total)
23	American Airlines Total:	\$14,500,000	- Projects complete: \$2.4 m - Agreement with list of projects signed by Mayor 12.02.2020
24	AA Tail Slot	\$2,122,396	100%
25	Hangar 80 Re-Skin	\$1,500,000	89.0%
26	AAERO APU	\$2,021,277	62.6%
27	Master Plan	\$575,000	45.1%
28	Plating Shop Roof and Make-Up-Air Units	\$2,400,000	9.2%
29	Central Utility Plant Cooling Tower & Hangar 6 Cooling Tower	\$5,757,723	74.4%
30	Contingency	\$123,604	0.0%
31	[Air Force Plant 3 (AFP3) - Navistar]	\$2,200,000	COMPLETE
32	[City Airport Facilities]	\$3,800,000	- Buildings 5, 6 and 116 repairs to roof, electrical and asbestos abatement - Building 6 roof replacement: Contractor is Lowry Construction - Project delayed start due to lead time on material deliveries. Planned start Spring 2022 - NO CHANGE

	B	C	D
1	VISION TULSA - PROJECT ACTIVITY / NEXT STEPS 11.04.21		
2	PROJECT - Economic Development	COST	COMMENTS AND NEXT STEPS
33	[Spirit Leasehold Properties]	\$5,000,000	- Spirit: \$5.0 million for various City owned facilities improvements - paving and resurfacing list of projects received from Spirit - Areas 1-4, 5, 6A, 6B, and 9 completed. - Additional striping locations are being discussed. - South parking area required additional rehabilitation, subbase failures. Weather delays. Work resumed week of 10.25.21 - Fire line extension is under design (approx budget \$300k) ONGOING
34	Grant Matching Opportunity	\$1,800,000	- TAE0 evaluating grant opportunities. NO UPDATE
35	Tulsa Zoo & Living Museum	\$25,000,000	- Selsler Schaefer is design consultant and Nabholz is CM; - Construction Documents started 09.09.21 - 95% plans due 12.02.21 - Earthwork Package mylars signed. Advertising planned November 2021. - Nabholz amendment on PCSSC for 11.10.21
36	Langston University - Tulsa Healthcare Professions Complex Expansion	\$16,250,000	- OSU Long Range Planning Committee oversight, Architect - Beck, CM - Flintco - Schedule - construction May 2020 - Substantial Completion 12.03.21 (excepting FFE) - Delivery of equipment for classrooms and labs do not have delivery dates set. All construction dust and debris must be cleared prior to set up of sensitive, medical equipment. - Jobsite camera: http://ibeamsystems.com/camera/langstonuniversityproject - Overall construction - 84% billed; 95% complete (structure) ONGOING
37	BMX National Headquarters	\$18,600,000	- Architect - Todd Architecture Group (prev. Fritz Baily), CM - Nabholz - BMX Vision (\$15M) UCAT Vision money (\$3.6M), EDIF funding (\$900K), Hardesty (\$1.5M), TPA (\$2M) - \$23M total funding - Jobsite camera registration: https://oxblue.com/invite/f492d4/bmx-headquarters ; Once registered, go to: app.oxblue.com - Overall construction 75% billed, 85% time. - Art installation: 95% complete. Plaza artwork to be completed along with project (plaza, lights, and final sign placement). - Offsite drainage system is complete across railroad property. - City Legal finalizing closure cases. Documents to be filed with land records. This filing number will then be placed on the Final Plat. ONGOING - Priority enhancements include, but not limited to: 2nd floor workout area / gym, lockers with showers, plumbing modifications, change office layout, RV facilities, and additional gates: submittals / shop drawings in process. - Track corner modifications to be shotcrete vs asphalt. Track designer is finalizing plans and specifications. Advertise in November/December 2021.
38	South Mingo Corridor	\$15,000,000	
39	Mingo, 71st to 81st	\$7,489,800	- Benham is design consultant for Mingo, 71st to 81st; Contractor is APAC Oklahoma - Construction 97% billed. Substantial completion 08.17.21. All lanes opened 1st week of August. - Contractor working on punch list items. Some intermittent lane closures.
40	91st Street, Mingo to Memorial	\$6,768,044	- 2nd Phase - Final Design is underway (Garver) 91st, Memorial to Mingo - 404 Permit: environmental studies underway. To be submitted with final plans. - Construction funding in Improve Our Tulsa 2 - \$10.7 million (Construction funding FY23) - Right-of-way documents submitted to City for review. ONGOING
41	Mingo, 81st to 91st	\$742,156	- 3rd Phase - Preliminary Design (Poe) Mingo, 81st to 91st - COMPLETE
42	Public Schools - Safety First Initiative	\$14,500,000	- Lee Engineering is design consultant. - 50+ schools on list and 5 priority levels of work to be performed. - Bid package 1, 2, and 3: Complete - Bid package 4: MyLars signed ONGOING
43	Capital Equipment (non-Public Safety)	\$12,000,000	- No action required
44	Citywide & Route 66 Beautification and Reinvestment		- Order of work: 1. Commercial Revitalization, 2. Route 66 3. Beautification - Total of \$11,000,000 split into projects below.
45	Citywide Commercial Revitalization	\$3,600,000	- Project 1: \$100K - Belo+Company (formerly Cubic) media strategy consultant - Marketing campaign plan submitted end of December 2020, branding and design may alter after transition to TAE0. - Launch of a \$300K marketing campaign paused until TAE0 marketing and branding efforts are complete. - Project 2: \$1.1 million from Commercial Revitalization used to seed Business Resilience and Recovery Fund, reimbursement from CARES Act dollars is expected to fully fund the Commercial Revitalization Strategy. All funds disbursed. - City has received \$348,882.85 as of 09.30.21 repayments. - Project 3: \$1.5 million BRT (Bus Rapid Transit) Revolving Loan Fund - TEDC approved loan of \$210k for Rise and Develop - TEDC is evaluating projects for program and providing low to zero interest loans - Project 4: \$150K (3 years x \$50K) 4 Destination Districts - INCOG administering: Greenwood, Route 66, Kendall Whittier and Global (fka International) District (21st & Garnett area)
46	Route 66	\$3,700,000	- Route 66 Commission and Tulsa Planning staff to provide oversight - Neon sign grant program - 43 in various stages of contracting, variance / permitting and construction. \$256k in matching grants awarded to date (\$565k total spent) ONGOING - Marketing map produced showing 2 Route 66 alignments, 7 commercial districts and completed neon signs.
47	Citywide Beautification	\$3,700,000	- 10.14.21 Staff working group met. Presentation was scheduled for 11.02.21 to Council working group for feedback.
48	Peoria-Mohawk Business Park	\$10,000,000	- Bid Package 3 waterline, paving, storm and sidewalks. - Project 106% billed, 93% time. - Water Distribution approved starting valving off 30-inch line 10.01.21. ONGOING
49	Public Schools - Partnership with Union, Jenks & Tulsa Public Schools in Teacher Retention, Recruitment, and Training Efforts	\$10,000,000	- Schools share \$1.4 million per year - Union and Jenks have agreements in place for 2020-2021 - TPS agreement executed June 2021. - NO UPDATE
50	Community Health Connection East Clinic	\$9,975,000	- Project complete facility opened 04.13.2020
51	Air National Guard F35 (Mission Training Center) Simulator Training Center	\$9,400,000	- LWPB is design consultant, Crossland is CM - Artist agreement in process as well as MOU with TASM. - Artist is re-evaluating size of piece to reflect material cost increases. ONGOING
52	Discovery Lab - Tulsa Children's Museum Permanent Site	\$8,000,000	- Property to be acquired and then leased to GKFF. - TCM to invoice for cost of public improvements per the agreement. - Additional fund balance is available due to waiving of title insurance policy. These funds will also go against public improvements. Final closing billings from title attorney have been submitted. Balance of budget will be paid to TCM.
53	Peoria Connection - North Peoria Avenue, 56th St. to Mohawk Blvd.	\$7,000,000	
54	Peoria BRT	\$3,700,000	- HNTB is design consultant for BRT. BRT completed 03.31.2020 - BRT funding at \$4.8M. Only will use \$3.7M (additional communications pending) - NO CHANGE

	B	C	D
1	VISION TULSA - PROJECT ACTIVITY / NEXT STEPS 11.04.21		
2	PROJECT - Economic Development	COST	COMMENTS AND NEXT STEPS
55	Peoria Enhancements 56th Street North to Mohawk Blvd	\$3,300,000	- Standard meetings scheduled for 2nd and 4th Tuesdays, 1:30 pm and 10:30 am, respectively. - Susan Miller and Tulsa Planning Office staff to guide the planning aspects. - NTEDI agreed to move forward with proposal 4: New black powder-coated poles and LED lights at approx. current light locations and fill-in gaps. - NTEDI agreed filling in ditch and installing pipe in vicinity of 52nd Street North east side of Peoria. Cost is to be about \$57k. NTEDI representatives voted to move forward with stormwater work. COMPLETE - PSO authorized to start work - City to provide cad drawings for PSO to place their design on common drawing base. Construction Fall/Winter 2022/2023 - Sidewalks in 3 City projects will put sidewalks throughout the corridor except for a gap south of 46th Street North to Tech Center. Construction planned for 2022. Coordinating with ODOT funding. - Next priorities are abandoned bldgs. or blight - INCOG staff to work with NTEDI to identify main areas of concern and develop a template to screen the properties. WIN and NTEDI are reviewing each parcel and options. ONGOING - Up With Trees presented 09.28.21 alternatives for bedding and plantings along the corridor. Multiple cost scenarios presented. NTEDI is reviewing. ONGOING
56	TCC Career Placement	\$5,320,000	- Project complete August 2019
57	University Center at Tulsa Authority/OSU-Tulsa		- Brown Ordinance; project deleted. Money (\$3,600,000.00) reallocated to BMX, 05.08.19
58	McCullough Park	\$3,600,000	- Consultant is LandPlan. - Project advertised, bids open 08.20.21. VOY is contractor. - Groundbreaking was cancelled 10.27.21 (weather) by Communications.
59	Mohawk Sports Complex	\$3,500,000	- Benham is design consultant, Daris is contractor - Contractor provided final closeout information. - Change order in process for approval for days due to delays and weather (freezing and flooding). PENDING
60	GO Plan - Priority Projects Identified in the Bicycle/Pedestrian Master Plan	\$3,125,000	- Group 1A - Completed December 2019 (IOT \$312k) - Group 1B - Completed 07.30.2020 (IOT \$1.4m) - Group 2 - Completed 04.15.21 (IOT \$200k / Vision \$2.1m) Closing out contract with Grade Line. Remaining funds will do substantial revisions on Pine Street with Citywide contractor: - Conversion of bike lanes to vehicular lanes. - New 4 lane stripe complete MLK to Peoria - Peoria to Lewis: Striping is being removed. - Lewis to Harvard: Striping removed - Yale to Sheridan: Street rehab under construction. Revised striping to be incorporated in plans. - Covid quarantine issues has slowed progress - Group 3 - Construction 99% (IOT \$526k / Vision \$970k) some revisions to be made between Peoria and Quincy defined on 06.24.21. - Group 4 - Design (Vision balance) for repair of Osage Trail bridge over Flatrock Creek from vandalism ONGOING
61	Route 66 Village Train Depot	\$3,000,000	- Substantial completion October 2021 - Goal is to get TCO to facilitate 10.23.21 event (If not full CO) - Ribbon cutting held for 10.22.21, 1:00 pm - Contractor working on punch list items. Parking lot correction being scheduled, i.e. weather, holidays, etc.
62	Tulsa Arts Commission	\$2,250,000	- 1st round \$300K for COVID-19 artist relief grants signed by Mayor 09.02.2020 - AWARDED - 17 small organization grants totaling \$85,000 - 12 large organization grants totaling \$214,998 - 2nd round of grants approved by Mayor 03.03.21 AWARDED - 22 small organization grants totaling \$187,000 - 11 large organization grants totaling \$113,000 - 3rd round of grants applications due 11.30.21
63	Tulsa Performing Arts Center Trust	\$1,000,000	- Complete 06.02.21
64	TOTAL	\$510,634,000	

Public Safety and Economic Development

Attendees:

Kathy Sebert
Janae Bradford
Linda Jenkins
Ellouise Cochrane
Paul McTighe
Mareo Johnson
Steve King
Pamela Amburgy

**Report
To
Sales Tax Overview Committee
On
Public Safety, Urban Development
and Equipment**

TO: Public Safety, Urban Development and Equipment Subcommittee
Sales Tax Overview Committee

SUBMITTED BY: Marsha Hinds, Lead Engineer
Special Projects Design, Engineering Services Department

DATE: November 4, 2021

The status of projects managed by the Special Projects Design section of the Engineering Services Department as of **November 4, 2021**, is as follows:

2006 Sales Tax (6009)

Project No. SP 17-1

Budget: \$5,300,000.00

Project Description: Fire Station #33.

A New 4-Bay Fire Station located at E. 41st Street and S. 134th East Ave

Consultant: Kirkpatrick Architecture Studio

Contractor: Voy Construction

Status: Retaining wall, grading and piers complete. Ready to place first 2 manholes. Irrigation sleeves have been placed. Grade Beams complete. Building Slab Complete, generator pad formwork placed **and slab poured**. Contractor working on block wall. **Exterior wall panels underway.**

Project No. 067520 and 040430-7, Route 66 Xperience, TAC 1011

Budget \$5,000,000

Project Description: Interactive Route 66 Interpretive Center located at the northeast corner of Riverside Drive and Southwest Blvd.

Status: This project is now under the Mayor's office purview.

A RFP (RFP 22-913), Vision 2025:Development of a Mixed-Use Route 66

Project, for the site has been released, Developer proposals are due 1/19/22.

The RFP can be found on the City of Tulsa website:

cityoftulsa.org/government/departments/finance/selling-to-the-city/current-bid-opportunities/

Project No. 065100, Contract 32, Misc. Electrical / Mechanical Services Citywide

Consultant: Cyntergy

Status: New \$25K agreement executed.

Project No. 065100, Contract 31, Misc. Structural Engineering Services Citywide

Consultant: Wallace Engineering – Structural Consultants, Inc.

Status: The consultant is providing services as requested by the City.

Used \$451.5K out of the ~~\$456.5K~~ **\$617.5K** agreement.

Amendment #4 for additional fees **executed by the City on 10/27/21 in the amount of \$161K.**

2014 Improve Our Tulsa (6014)

Project No. 145100, ADA Transition Plan – Building

Project Description: Improve accessibility for disabled citizens at various identified City facilities by improving to Americans with Disabilities Act (ADA) standards.

The 2016 Transition Plan Study included the following sites:

Municipal / Police Courts

BOK Center

Tulsa City Hall

23rd and Jackson Facilities

Tulsa Zoo, and Nature Center

Maxwell Convention Center = The Maxwell Convention Center items were taken care of in the Vision Tulsa Cox Business Center project.

Animal Shelter = The Animal Shelter items will be taken care of in the Improve Our Tulsa Animal Shelter expansion project.

Performing Arts Center = Performing Arts Center items were taken care of in the Improve Our Tulsa PAC renovations project.

Gilcrease Museum = The Gilcrease Museum items will no longer be valid with the new building.

Police- Gilcrease Division = The Police -Gilcrease Division some items will be addressed in the upcoming renovation project.

Consultant: TODD Architecture Group

Total Appropriations: \$1,275,000, Balance: \$725K

Status:

Received a request from the 911 Center of review of employee entry points. Installation complete.

Received a request from the Forensics Lab of review of employee entry points. Installation complete,

Authorized \$100K at each of the 3 Police Uniform Divisions.

Project No. 145200, ADA Transition Plan – Parks

Project Description: Improve accessibility for disabled citizens at various identified City parks by improving to Americans with Disabilities Act (ADA) standards.

Consultant: Crafton Tull

Total Appropriations: \$1,140,000. Balance \$361K

Contractor: Builders Unlimited

Contract Amount: \$331,277.00

Status: Preconstruction mtg was held 1/27/21 for the Centennial, Hicks and Reed project.

Contractor working at all 3 sites.

Rejecting some of the concrete placed due to use of an incorrect mix formula and/or not meeting ADA standards.

The 2016 Transition plan also included the following sites:

Mohawk, Veterans, Lacy*, McClure*, Whiteside*, Hunter*

*Other capital improvement projects, i.e. Lacy Pool, McClure Pool, Whiteside Pool and Hunter playground have addressed some of the noted deficiencies at said locations.

Project No. 145300, Public Facilities – OTC City Hall

Project Description: Fire Alarm System upgrade, replace carpet on floors 3, 4, 5, 6, and 14

Contractor for Fire Alarm System Upgrade: Johnson Controls

Consultant for re-carpeting: Matrix

Contractor for re-carpeting: Apparent low bidder L&M

Total Appropriations: \$3,295,000. Balance \$2.3M

Status: Fire Alarm System upgrade complete

OTC City Hall 3rd, 4th and 6th floor Carpet is complete

Contract awarded to L & M. **14th floor complete. Held a punch walk on 11/1/21. Contractor working on punchlist. Will begin 15th floor at the end of November.**

Project No. 145400, Public Facilities – Roofing

Project Description: Inspection, assessment, prioritization and repairs of roofing for various City facilities.

Consultants: Cyntergy, LLC & SGA Design Group, PC

Total Appropriations: \$3,000,000. Balance \$497K

Status:

Location	Project #	Status	Consultant
Hill Rec. Center	SP 21-3	October 15th Advertisement, Pre-bid mtg 10/26/21, Bids open 11/12/21.	SGA
EMF Roof (Electronics Maintenance Facility)	SP 17-05	On hold consultant working on TMUA projects for us.	SGA
Lacy Rec. Center	SP 21-2	Consultant preparing 95% plans	SGA
Tulsa Fire Department Field Ops (Old #9)(Which has been renamed FS#1)	SP 17-11	On hold consultant working on TMUA projects for us.	SGA

Project No. SP 16-1-1453XX, PAC Renovations

Consultant: Matrix

Project Description: Combined Project 145350; PAC Renovations, 145340; PAC Fire sprinklers, 145360; PAC Fan coil replacement and 145370; PAC HVAC motor replacement into one design agreement.

Contractor: CEI (Contract # 33312)

Contract Amount: \$1,861,694.12

Field Engineering and Legal are in contact with the Bonding Company.

Legal is the point of contact from this point forward on this project.

A walk-thru with the Bonding Company and various City personnel was held

December 6, 2019. City Legal is corresponding with the Bonding company.

The City has filed suit. **City of Tulsa has been served with discovery requests.**

Project No. SP 21-1, PAC Renovations, Phase 2

Consultant: Beck Associates Architects

Project Description: Williams Theater stage floor replacement, renovations to office spaces.

Status: **Agreement was executed by the City on 10/27/21 in the amount of \$138,093.54.**

Project No. 145380, PAC Roof Replacement

Consultant: SGA

Project Description: Roof replacement

Contractor: Lowry (Contract # 135861)

Contract Amount: \$1,297,387.55

Status: Pre-construction meeting held 12/14/2020, NTP 4/2021, Contractor working, **approximately 95% complete.**

Project No. 145500, Animal Shelter Expansion, Phase I

Consultant: GH2

Project Description: Renovation and expansion, adding a new Adoptive Center and support areas.

Budget: \$ 4,784,552.29 (2014 IOT, 2019 IOT and residual from 145600)

Construction Manager At Risk: Timberlake Construction

Status: **On 7/27/21 the ARPA Working Group heard the Animal Shelter presentation for additional funding. Susan Savage Chairperson of the Animal Welfare Board presented with Director Dwain Midget, the consultant(s) and city personnel present. The request was for \$3,342,489.81. Final Council decision November 17th.**

Project No. 146110, Police Academy Renovation/Police Courts/Compstat Bldg

Project Description: Phase II: Police Courts and Compstat Bldg items to be worked on elevators, building envelope i.e. roof

Budget \$4.04M, Balance \$1.12M

Status: Facilities Maintenance is scheduling the following upgrades for the Police Courts and CompStat buildings:

Elevator work complete. Additional Jail elevator 'control' work performed.

HVAC renovations which include but not limited to upgrading coils, valves and DD controls,

Plumbing upgrades-replacing galvanized pipe with pex,

Interior and Exterior lighting.

Project No. SP 16-10-1400XX, EMD Facilities Maintenance & Upgrades

Consultant: BKL, Inc.

Contractor: Voy

Phase I Construction Contact complete.

Project #140070. Available Balance: \$166,979.54

Project #140080. Available Balance: \$1,283,060.90

Status: EMD has requested concrete work to be completed at the Newblock location.

Concrete work complete.

Held a Teams meeting (8/20/2020) with EMD on additional work for various EMD sites.

EMD is preparing a priority listing for a future discussion meeting.

Held another Teams meeting (12-21-20) discussing project priorities.

Moving forward on concrete work requested at the Eastside Fuel Pump Island.

Moving forward on the West Yard Truck Wash repair.

Meeting to review status of requested work 2/10/2021.

Moving forward on Car Wash replacement at the Gilcrease Division.

Moving forward on LED lighting at various locations.

Moving forward on emergency generators at 470 and 480 West 23rd shops.

Moving forward on painting 470/480/490 West 23rd shops.

Moving forward on 56th and Garnett fueling island repairs.

Moving forward on LED lights and LED glass cover replacements in the paint booth at 1790 Newblock.

Moving forward on replacing compressor-shop air supply.

2019 Improve Our Tulsa

Project No. SP21-5

Project Description: Public Facility Roofing

Consultants: BKL, GH2, JCJ, SGA, Todd Arch

Ordinance Amount \$2.48M, Available \$600K

Status: The 5 noted consultants were selected to work on upcoming roofing projects.

Preparing design agreements.

Project No. 2234B00007

Project Description: Animal Shelter Phase II,
Combined with Project #145500 listed above.

The following projects are funded by IOT-2 but no assignments or work has begun.

Project No. 2234B00024

Project Description: Citywide Public Facilities-Maintenance & Rehabilitation

Ordinance Amount \$7M, Available \$450K

Consultant:

Contractor:

Contract Amount:

Status:

Project No. 2244B00025

Project Description: ADA Improvements for City Facilities

Ordinance Amount \$5M, Available \$250K

Consultant:

Contractor:

Contract Amount:

Status:

Project No. 2234B00027

Project Description: ADA Improvements for City Parks

Ordinance Amount \$3M, Available \$0

Consultant:

Contractor:

Contract Amount:

Status:

Project No. 2234B00028

Project Description: Police Courts Building

Ordinance Amount \$1M, Available \$0

Consultant:

Contractor:

Contract Amount:

Status:

Project No. 2234B00008

Project Description: One Technology Center-Maintenance & Rehabilitation

Ordinance Amount \$1M, Available \$300K

Consultant:

Contractor:

Contract Amount:

Status:

Project No. 2234B00029

Project Description: 600 Civic Center-Equipment Relocation

Ordinance Amount \$200K, Available \$0

Consultant:

Contractor:

Contract Amount:

Status:

**Tulsa Fire Department
Sales Tax/Bond Projects Report
11/01/2021**

Mike Mallory
Physical Resource Chief
Office 918-596-1230
Mobile 918-527-0262
mmallory@cityoftulsa.org

Command Vehicles

- District Chief Car 642 at Station 22, 7303 East 15th Street
- Shift EMS Officer Car 835 Field Operations, Station 1, 1420 Charles Page

Both a 2020 red F150 Police Responder and a white 2021 standard F150 pickup have been delivered. Both vehicles are crew cab 4x4. Efforts are not being made to prepare both vehicles for service. No new changes.

Urban Search & Rescue Vehicles (Pickups)

USAR #2 and #3 @ 2819 North New Haven

A purchase order has been issued and the first of the two Ford F350 crew cab, long box, 4x4 has been delivered. Efforts are now being made to prepare the vehicle for service as USAR 2. No new changes

Two additional Engines

Assignment to be determined

The pre-construction meeting was held October 26th through 29th at the manufacturing facility in Appleton, WI. Subject to supply chain issues, the two Engines are scheduled for delivery in May or June, 2022. The two apparatus will be assigned to Engines 27 and 29 and the relatively new apparatus currently at those stations will be reassigned to station 32 and new station 33.

Emergency purchase of Stock Engines

P.O. 220472

The Stock Engines are being placed into service the week of November 1st.

Four Specified Engines

P.O. 220463

Four Engines designed and constructed to Tulsa specifications have been ordered. Except for a slightly larger motor and driveline, the four will have the same operational capabilities of the previously delivered Engines. Delivery of the apparatus will likely be in August 2022. No new activity

Two Specified Ladders

P.O. 220464

Two 107-ft aerial ladders have been ordered. The apparatus will be identical in appearance and operation as the two ladders that were delivered earlier this year. The apparatus are likely to be delivered in November 2022. No new activity.

One Ford SUV

P.O. 220610

A Ford Police Interceptor SUV is being ordered for the Fire Chief. His current Expedition will be reassigned to the on-duty Assistant Chief who serves as the shift commander. The 2014 pickup currently assigned to the Assistant Chiefs will be reassigned as a reserve vehicle to be used when other similar type vehicles are out of service for repairs, etc. No new activity



INTEROFFICE CORRESPONDENCE

TO: Sales Tax Oversight Committee (STOC)
FROM: Deputy Chief Dennis L. Larsen
DATE: November 3, 2021
SUBJECT: Tulsa Police Fleet Activity



Fiscal Year 2021 Vehicles

93 -Total number of Police Utility Interceptors have been ordered. Of the ninety-three **(93) units** received, four **(4)** are in the process of being outfitted for patrol at the radio shop. **Eighty-nine (89)** have been completed and deployed to patrol.

2 - Ford Transit Vans have been ordered. One is for a new Drone Unit, the other will be for a Bomb Tech. Both Units have been received and have been deployed.

3 - Ford F150's were ordered and received. Two were sent to Special Investigation's for undercover work and are operational. One is a marked pickup for the TPD Academy and is deployed and operational.

3 - Harley Davidson Police Motorcycles have been ordered and received, two are in the process of being outfitted for the TPD Motorcycle Unit. All the new Harleys have been outfitted and deployed.

1 - Ford Fusion has been ordered for Police Headquarters and has been delivered and deployed.

9 - Ford Escapes have been ordered for Police Detectives and all nine units have been delivered and deployed.

Parks

Attendees:

Kathy Sebert
Janae Bradford
Linda Jenkins
Ellouise Cochrane
Paul McTighe
Mareo Johnson
Steve King
Pamela Amburgy

Parks STOC Report

11/04/21

Submitted To: Public Safety, Urban Development and Equipment Subcommittee Sales Tax Overview Committee

Submitted By: Gary Schellhorn, Resource and Facilities Coordinator, Special Projects Design, Engineering Services Dept.

1. TULSA PARKS – HILL SITE IMPROVEMENTS (017110-14, Contract 5)

- 210 East Latimer Place - District 1
- 2006 Sales Tax (6010-5451101-005011017110) and private funding
- Consultant: gh2 Architects
- Budget: \$68,000 (previously identified \$202,000 Private funding has not been provided.)
- Agreement between Private Partner (Reed Community Foundation) and Parks Department has been approved. Partner will make repairs to the interior of the building, City will make repairs to the exterior of the building which will include roofing repair, fascia repair, and sidewalk repairs.
- Funding for improvements: \$5,018.12 (6008-017110) + \$102,087.03 (6009-017110) + \$70,594.19 (6009-067120) = \$177,699.34.
- Parks Maintenance has replaced water line to building.
- Roofing repair - \$20,400: complete / repair of sidewalks and steps - \$20,040: complete.
- Amount expended for original work = \$47,147.37 / Balance of funds = \$130,551.97
- **Original work is complete.**

1a. TULSA PARKS – HILL SITE IMPROVEMENTS

- 210 East Latimer Place - District 1
- Balance of funds from Project 1 above = \$130,551.97
- Design cost for roofing replacement = \$29,640.00
- **Design for roofing replacement is complete. Project is advertising for bids, with bids opening November 12, 2021.**

2. McCLURE PARK SLIDE / PLUNGE POOL (147500-1)

- 7440 E. 7th Street – District 3
- 2014 Sales Tax – part of McClure Pool Reconstruction Project (\$406,000)
- Advertising for bids began November 16, 2018, with bids opening December 14, 2018.
- 2 contractors provided bids of \$538,466 and \$794,999 which are 51% and 122% over the estimated cost.
- The bids were rejected.
- Redesign began November 12, 2019 and is complete. Mylars were submitted on April 16, 2020.
- Advertising for bids began April 24, 2020, with bids opening on June 5, 2020.
- One bid was received at bid opening in the amount of \$572,536 which is over the estimated amount of \$390,129.40. The bid was rejected.
- **Bid item descriptions are being revised by Consultant for clarity. Preparing Project to advertise for competitive bids.**

3. ZEIGLER PARK WATER PLAYGROUND (147190a)

- 3903 West Fourth Street – District 1
- 2014 Sales Tax (6014-5451101-005011147190)
- Budget: \$500,000 (\$60k in FY2016 AND \$440k in FY2017)
- Consultant: Alaback Design Associates
- Design Fees: \$45,780.90
- Design is complete – Mylars were submitted September 26, 2019.
- Advertising for bids began October 18, 2019, with bids opening November 15, 2019.
- The bid has been awarded to Magnum Construction at a cost of \$470,986.00.
- Construction began February 24, 2020. Punch List Inspection was held July 9, 2020.
- Water Playground was opened on August 25, 2020. **Contractor is to make additional repairs to the project that was damaged by vandals during construction.**

Parks STOC Report

11/04/21

4. LANGENHEIM PARK PLAYGROUND AND SAFETY SURFACING (147520J)

- 4701 South Harvard Ave – District 9
- 2014 Sales Tax (6014-5455101-005011147520)
- Budget: \$275,000 (\$30k in FY2018 and \$245k in FY 2020)
- Consultant: LandPlan Consultants
- Design Fees: \$33,299.90 / **fees spent = \$23,661,90 / fees remaining balance = \$9,638.00**
- Design contract approved August 6, 2018.
- Design began on August 23, 2018 – Preliminary Design review meeting was held December 21, 2018.
- **A privately funded playground was installed in 2016.**
- **Park Director is coordinating with City Councilor to reallocate the funding to another park location within that district in need of a new playground.**
- **Funding balance remaining = \$251,338.10**

5. MINSHALL PARK PLAYGROUND AND SAFETY SURFACING (147520L)

- 7404 South Kingston Ave – District 8
- 2014 Sales Tax (6014-5451101-005011147520)
- Budget: \$275,000 (\$30k in FY2018 and \$245K in FY2020)
- Consultant: LandPlan Inc.
- Design Fees: \$33,299.90 / **fees spent = \$23,661,90 / fees remaining balance = \$9,638.00**
- Design began on August 23, 2018 – Preliminary Design review meeting was held December 21, 2018.
- **Neighborhood Association's desired improvements to the Park include trail repair, new benches along the trail, repairs to the gazebo floor slab, and dredging/cleanup of the pond. Stormwater Design is managing the design and construction work. Construction is underway.**
- **Funding balance remaining = \$251,338.10**

6. McCLURE PARK PLAYGROUND AND SAFETY SURFACING (147520M)

- 7440 East 7th – District 3
- 2014 Sales Tax (6014-5451101-005011147520)
- Budget: \$275,000 (\$30k in FY2019 and \$245K in FY2021)
- Consultant: LandPlan Inc.
- Design Fees: \$33,299.90
- Design is complete – Mylars were submitted on July 25, 2002.
- Advertising for bids began July 31, 2020 with bids opening September 11, 2020.
- Contract has been awarded to Magnum Construction at a cost of \$427,747 for McClure and Penney
- Pre-Construction Conference was held December 7, 2020.
- Construction began on December 28, 2020.
- **Construction Status = 281 calendar days / 150 calendar days = 187% time. Additional time has been recommended for weather delays and delays in receiving the building permit for the shelter.**
- **Punch list inspection to be held November 4, 2021. Contractor to make repairs in 2 weeks.**

7. REED PARK SWIMMING POOL RECONSTRUCTION (147120)

- 4333 S. Yukon Ave. – District 2
- 2014 Sales Tax (6014-5451101-005011147120)
- Budget: \$2,410,000 (\$300k in FY2019 AND \$2,110K in FY2021)
- Consultant: Alaback Design Associates
- Design Fees: \$299,986.04
- Design is complete – Mylars submitted on August 17, 2020
- Documents were submitted to State Health Department on Oct. 20, 2020, for approval.
- Advertising for bids began December 11, 2020 and will open on January 29, 2021.
- The bid is being awarded to Magnum Construction at a cost of \$2,650,000.00.
- **Construction began August 12, 2021.**
- **Construction status = 84 calendar days / 300 calendar days = 28% time.**
- **Completion is scheduled for May 28, 2022.**

Parks STOC Report

11/04/21

8.. REED PARK WATER PLAYGROUND (147190)

- 4333 S. Yukon Ave. – District 2
- 2014 Sales Tax (6014-5451101-005011147190)
- Budget: \$500,000 (\$60k in FY2019 AND \$440K in FY2021)
- Consultant: Alaback Design Associates
- Design Fees: \$57,347.87
- Design is complete – Mylars submitted on August 17, 2020
- Advertising for bids with Reed Pool.
- **Project construction in conjunction with Reed Pool.**

9. CARL SMITH IMPROVEMENTS (147270)

- 17120 E. 21st Street – District 6
- 2014 Sales Tax
- Budget: \$185,000 (\$25,000 in FY2020 and \$160,000 in FY2021)
- Consultant: Method Architecture
- Design Fees: \$22,173.63
- Scope of work: HVAC improvements, flooring, painting, and roofing at Carl Smith Office, Concession, Restrooms, and Tournament Office.
- Design began October 30, 2019 – Mylars submitted on September 28, 2020.
- Project is designed in conjunction with Savage Improvements.
- Advertising for bids began October 23, 2020 with bids opening December 11, 2020.
- 3 Bids were received – the low bid was \$307,138 which was 20% over the project budget.
- The bids were rejected.
- **Project is being prepared for re-advertising for bids on October 23, 2021 with bids to open on November 19, 2021.**

10. SAVAGE PARK IMPROVEMENTS (147230)

- 17800 E. 21st Street – District 6
- 2014 Sales Tax
- Budget: \$120,000 (\$15,000 in FY2019 and \$105,000 in FY2020)
- Consultant: Method Architecture
- Design Fees: \$22,173.63
- Scope of work: HVAC improvements, flooring, painting, and roofing at Savage Park Concession, Restrooms.
- Project is being designed in conjunction with Carl Smith Improvements.
- Design began October 30, 2019 – Mylars submitted on September 28, 2020.
- Advertising for bids began October 23, 2020 with bids opening December 11, 2020.
- 3 Bids were received – the low bid was \$307,138 which was 20% over the project budget.
- The bids were rejected.
- **Project design, advertising, and construction in conjunction with Carl Smith Improvements.**

11. WOODWARD PARK IMPROVEMENTS (147250)

- 2324 S. Rockford Ave. – District 4
- 2014 Sales Tax (147250.ArchEngr.)
- Budget: \$4,850,000 (\$870k in FY20 and \$3,980k in FY21)
- Consultant: LandPlan Consultants, Inc.
- Kick-off meeting was held June 10, 2020.
- **Final Public Meeting has been delayed coordinating with Stormwater Design concerning the adjacent 90-inch stormwater line at the bottom of the azalea garden slope. Stormwater Design to reroute part of the stormwater line.**
- **Final Master Plan document to be submitted after Public Meeting.**
- **25% Design comments have been returned to Consultant for corrections.**
- **Stormwater Consultant and Consultant are coordinating on stormwater line design.**

Parks STOC Report

11/04/21

12. CHAMBERLAIN (BERRY) PARK POOL RECONSTRUCTION (147300)

- 4940 North Frankfort Ave. – District 1
- 2014 Sales Tax (147300.ArchEngr.)
- Budget: \$2,424,185
- Consultant: Alaback Design Associates
- Community Outreach resulted in approval of Pool being constructed at Chamberlain Park – Brown Ordinance processing.
- **Negotiation with Consultant on fees and project schedule continues.**

13. TULSA ZOO CARNIVORES (147150)

- 5701 East 36th Street North. – District 1
- 2014 Sales Tax and Private Funding
- Budget: \$8,000,000 (2014) + \$17,000,000 (Private) = \$25,000,000
- Consultant: WDM (contract is with TZMI)
- **Flintco Construction has been selected as the Construction Manager.**
- **Design continues.**

14. GREENWOOD CULTURAL CENTER FACILITY REHABILITATIONS (147150)

- 322 North Greenwood Ave. – District 1
- 2019 IOT2 Sales Tax
- Budget: \$5,340,000
- Interim Repair costs = \$95,044.48
- Master Plan Design Fees: \$112,709.76
- Consultant: JCJ / Moody Nolan Architects.
- **Design agreement is being processed.**

15. FRED JOHNSON PARK IMPROVEMENTS

- 6002 South Riverside Drive – District 7
- 2019 IOT2 Sales Tax
- Total Budget: \$3,125,000
- Master Plan Budget: \$39,950
- Master Plan Consultant: Greenplay LLC
- **Design agreement is being processed.**

Sewer, Stormwater, and Transportation

Attendees:

Kathy Sebert
Paul McTighe
Janae Bradford
Steve King

**CITY OF TULSA, OKLAHOMA
SALES TAX OVERVIEW COMMITTEE
TRANSPORTATION PROJECTS STATUS REPORT**

Design & Construction as of:

11/01/21

DESIGN							CONSTRUCTION				
Budget Number	Project Description	Estimated Start Date	Currently Anticipated Completion Date	Engineer	Contract Amount	Pct Compl	Adv or Contract Award Date	Currently Anticipated Completion Date	Contractor	Contract Amount	Pct Compl
FUND 401 - 2001 SALES TAX											
* **	966120	Gilcrease Expressway Extension West - Tisdale Parkway to I-44 (Local Match) Tisdal to 41st St. West	Design funded from other sources			95%	Dec-09	May-11	Plains/Tres/Unit	\$13,091	99%
TOTAL FUND 401 INCOMPLETE PROJECTS											
+ Remainder of Funding provided in 6010											
* Partial funding from other sources											
~ Funded in Vision 2025 program											
** Difference paid by Federal and State sources											
* Part of Becco's FY 04 street cuts contract											
† One contract for \$1,794,000											
†† Total contract with Becco is \$4,448,000 for stormwater project 993311 & street projects 6008-014180 & 6312-994526											
FUNDS 402 - SALES TAX											
064101	41st Street South - Garnett Road to 129th East Avenue (Design)	Dec-15		BKL	\$465	90%	No construction funds currently scheduled				
064105	Peoria Avenue - 61st Street South to Riverside Parkway (Design)	Jan-14		BKL	\$800	70%	No construction funds currently scheduled				
064106	Garnett Road - 11th Street South to I-244 (Design)	Mar-15	Dec-16	C & K	\$500	100%	No construction funds currently scheduled				
064107	Mingo Road - 71st Street South to 81st Street South (Design)	Jun-14	Aug-16	Leidos	\$500	95%	Aug-19	Jul-21	APAC	\$7,431	99%
064108	Pine Street - Memorial Drive to Mingo Road (Design)	May-14	Feb-20	Garver	\$449	80%	No construction funds currently scheduled				
064111	91st Street South - Memorial Drive to Mingo Road (Complete Design and Right-of-Way Acquisitions)	Design funded from other sources		Breisch		60%	Re-design funded through Vision Construction funded through IOT2				
966120	Gilcrease West Expressway from Tisdale Expressway to Edison			Tetra Tech		95%	Dec-09	May-11	Plains/Tres/Unit	\$13,091	99%
064093	City Match for Federal, State or County Projects			Various							
064004	Traffic Signal Synchronization			Various							
064003	Traffic Signalization, Lighting and Safety Improvements			Various							

CITY OF TULSA, OKLAHOMA
 SALES TAX OVERVIEW COMMITTEE
 TRANSPORTATION PROJECTS STATUS REPORT

Design & Construction as of:

11/01/21

DESIGN							CONSTRUCTION				
Budget Number	Project Description	Estimated Start Date	Currently Anticipated Completion Date	Engineer	Contract Amount	Pct Compl	Adv or Contract Award Date	Currently Anticipated Completion Date	Contractor	Contract Amount	Pct Compl
064002	Residential Streets - Major Rehabilitation										
i	Maintenance Zone 6140: Summerfield: E. 36th St. S. form S. 136th E. Ave. to S. 145th E. Ave. Phase II	May-09	Feb-10	COT	\$0	70%	Dec-21			\$1,500	
o	Sidewalks - Citywide			City							
q	Routine and Preventive Maintenance - Citywide										
r	Re-Inspection Pavement Management System (PMS) - Non-Arterial			Poe		100%					
064060	Bridge Replacement										
064062	Bridge Rehabilitation/Repair, Citywide										
914411	Trail System Improvements Matching Funds										
144104	Riverside Drive & Related Projects			HNTB		100%					
TOTAL FUND 402 INCOMPLETE PROJECTS											
FUND 403 - ADVANCE FUNDED SALES TAX											
014160	Arterial Street Rehab										
14K	81st - US 169 to Garnett										
	Traffic Signal Installation and Modification										
	Street Project Engineering and Inspection Intersections										
144104	Riverside Drive & Related Projects			HNTB		100%					
TOTAL FUND 403 INCOMPLETE PROJECTS											
FUND 404 - SPECIAL TEMPORARY SALES TAX FUND(2008)											
104010	Citywide - Arterial Sidewalk Repair and Construction										
104015	Citywide - Non-Arterial Rehabilitation and Reconstruction										
104016	Citywide - Non-Arterial Sidewalk Repair And Construction										
104017	Arterial Street Rehab										
i	Harvard Ave. - Admiral Blvd. to Pine St.	Jun-12	May-17	Meshek	\$390	100%	Mar-18	Dec-18	Becco	\$3,529	100%

CITY OF TULSA, OKLAHOMA
 SALES TAX OVERVIEW COMMITTEE
 TRANSPORTATION PROJECTS STATUS REPORT

Design & Construction as of:

11/01/21

DESIGN							CONSTRUCTION				
Budget Number	Project Description	Estimated Start Date	Currently Anticipated Completion Date	Engineer	Contract Amount	Pct Compl	Adv or Contract Award Date	Currently Anticipated Completion Date	Contractor	Contract Amount	Pct Compl
j	Lewis Ave. - 21st St. S. to 11th St. S.	Jun-12	Jul-14	C & K	\$353	100%	Mar-18	Dec-18	Tri-Star	\$4,720	100%
l	Memorial Dr. - 21st St. S. to 11th St. S.	Aug-12	Dec-13	BKL	\$352	95%	Jul-19	Oct-21	Grade Line		98%
o	Pine St. - Yale Ave. to Sheridan Rd.	Aug-12	Aug-17	Dewberry	\$467	95%	Aug-20	Jun-22	Becco		75%
	Intersections										
af	Pine St. - Yale Ave. Intersection	Jan-13	Aug-13	HRAOK	\$247	95%	Aug-20	Jun-22	Becco		75%
104020	Citywide - Arterial Routine and Preventive Maintenance										
104021	Citywide - Non-Arterial Routine And Preventive Maintenance										
104022	Citywide - General Engineering / Testing / Inspection										
TOTAL FUND 404 INCOMPLETE PROJECTS											
FUND 405 - SALES TAX FUND (2014)											
144017	Arterial Street Rehab										
a	Charles Page Blvd. - 33rd W. Ave. to 25th W. Ave.	Jun-15	Sep-17	Tetra Tech	\$206	95%					
b	49th W. Ave. - Edison St. to Charles Page Blvd.	May-18	Apr-19	CEC	\$165	80%					
c	Utica Ave. - Pine St. to Admiral Blvd.	Nov-15	Apr-16	CEC	\$528	80%					
d	Lewis Ave. - 36th St. N. to Apache St.	Jun-18	Dec-18	Cyntergy	\$118	95%					
e	Southwest Blvd. - W. 23rd St. to W. 31st St.	Dec-16	Sep-17	Dewberry/Poe	\$300	90%			Becco	\$7,097	
f	Southwest Blvd. - W. 31st St. to W. 40th St.	Dec-16	Sep-17	Dewberry/Poe	\$315	90%			Becco		
g	Union Ave. - Southwest Blvd. to W. 41st St.	May-15	Sep-17	Dewberry	\$158	95%					
h	Union Ave. - W. 51st St. to W. 61st St	Jun-15	Aug-17	Garver	\$157	95%	Jan-21	Aug-21	Ellsworth	\$1,598	100%
j	Pine St. - Harvard Ave. to Yale Ave.	May-18	Apr-19	Benham	\$289	90%					
k	Admiral Pl. - Lewis Ave. to Harvard Ave.	Jan-18	Aug-18	BKL	\$253	90%					
l	Admiral Pl. - Harvard Ave. to Yale Ave.	Nov-16	Jul-17	Poe	\$325	95%	Feb-21	Jan-22	Ellsworth	\$4,177	56%
m	Sheridan Rd. - Apache St. to Pine St.	Nov-15	Sep-17	AAB	\$156	95%					
o	Mingo Rd. - 36th St. N. to Pine St.	Nov-16	Nov-17	McClelland	\$727	95%	Mar-19	Sep-21	Becco	\$8,435	99%
p	Mingo Rd. - Admiral Blvd. to 11th St.	Oct-18	Aug-09	Wallace	\$89	90%			Becco	\$1,187	
q	11th St. - 89th E. Ave. to Mingo Rd.	Feb-15	Nov-15	CEC	\$162	100%	Apr-19	Oct-19	Ellsworth	\$1,631	100%
r	15th St. - Peoria Ave. to Lewis Ave.	May-15		Garver	\$248	100%	Sep-19	Nov-20	Crossland	\$3,094	100%
s	15th St. - Lewis Ave. to Harvard Ave.	Jan-17	Oct-17	Garver	\$302	90%					
t	Peoria Ave. - Admiral Blvd. to 11th St.	May-18	Feb-19	MARQUARDT	\$214	90%					
u	Peoria Ave. - 11th St. to 21st St.	Feb-16	Nov-16	MARQUARDT	\$252	90%					

**CITY OF TULSA, OKLAHOMA
SALES TAX OVERVIEW COMMITTEE
TRANSPORTATION PROJECTS STATUS REPORT**

Design & Construction as of:

11/01/21

DESIGN							CONSTRUCTION				
Budget Number	Project Description	Estimated Start Date	Currently Anticipated Completion Date	Engineer	Contract Amount	Pct Compl	Adv or Contract Award Date	Currently Anticipated Completion Date	Contractor	Contract Amount	Pct Compl
v	Utica Ave. - Admiral Blvd. to 11th St.	Nov-19	Aug-20	C&K	\$317	70%					
w	Utica Ave. - 11th St. to 15th St.	Dec-16	Jul-17	BKL	\$224	90%					
x	Harvard Ave. - 15th St. to 21st St.	Sep-19	Jul-20	Garver	\$245	90%					
y	Harvard Ave. - 21st St. to 31st St.	Apr-18	Apr-19	Poe	\$469	92%					
z	21st St. - Yale Ave. to Sheridan Rd.	May-18	Mar-19	CEC	\$259	90%					
aa	31st St. - Yale Ave. to Sheridan Rd.	Aug-19	May-20	HNTB	\$237	90%					
ac	41st St. - Sheridan Rd. to Memorial Dr.	Apr-18	Jan-19	CGA	\$262	90%					
ad	Memorial Dr. - 21st St. to 31st St.	Nov-15	Jun-16	BKL	\$289	98%	Jul-19	Oct-21	Grade Line	\$5,086	96%
ae	51st St. - Mingo Rd. to Garnett Rd.	Apr-18	Jun-19	Garver	\$234	90%					
af	71st St. - Memorial Dr. to Mingo Rd.			COT		85%	Apr-21	Jun-22	Crossland	\$2,228	99%
ag	91st. St. - Mingo Rd. to Hwy 169.			COT		100%	May-20	Aug-20	Becco		100%
ah	Memorial Dr. - 81st St. to 91st St.	Sep-17	Mar-18	Marquardt	\$129	92%	Mar-21	Nov-21	Crossland Heavy	\$2,987	80%
ai	Memorial Dr. - 91st St. to Creek Tpk.	Jun-15	Dec-15	Marquardt	\$58	95%	Mar-21	Nov-21	Crossland Heavy		80%
aj	Sheridan Rd. - 91st St. to 101st St.	Apr-18	Jun-19	HUB	\$84	95%					
al	Harvard Ave. - 41st St. to 51st St.	Apr-18	Dec-18	PEC	\$236	65%					
am	36th. St. N. - Mingo Rd. to Hwy 169	Jun-18	Apr-19	McClelland	\$301	90%					
an	Downtown Arterial Streets	May-15	Aug-15	Poe	\$923	70%					
	Phase 4 - Boulder/1ST to 10th		May-17	Poe		95%	Jan-19	Apr-20	Becco	\$4,415	100%
ao	Phase 5 - 6th Street / 7th Street		Jul-17	Poe		95%	Apr-20	Feb-21	Crossland	\$4,663	99%
ao	Phase 6 - Detroit / 7th Street/ 8th Street		Aug-17	Poe		75%	Jun-22				
ao	Phase 7 - Cheyenne		Jan-18	Poe		50%					
ap	Pine St. & MLK Jr. Blvd Intersection	May-08	Feb-19	CP&Y	\$117	98%					
aq	Pine St. & Peoria Ave. Intersection	Jun-17	Jun-18	Schemmer	\$135	90%					
ar	Pine St. & Lewis Ave. Intersection	Mar-17	Aug-17	Wallace	\$75	95%	Jan-21	Jun-21	Gradeline	\$1,598	100%
as	41st St. & Union Ave. Intersection	May-15	Sep-19	Dewberry	\$158	99%					
at	51st St. & Union Ave. Intersection			Garver		0%					
av	36th St. N. & Mingo Rd. Intersection	Nov-16	Nov-17	McClelland	\$727	95%	Aug-19	Sep-21	Becco		99%
aw	Admiral Blvd. & Lewis Ave. Intersection	Dec-17	Aug-18	BKL	\$250	90%					
ax	11th St. & Utica Ave. Intersection	Dec-16	Jul-17	BKL	\$224	90%					
ay	21st St. & Peoria Ave. Intersection			MARQUARDT							
az	21st St. & Memorial Dr. Intersection	Nov-15	Apr-16	BKL	\$289	98%	Jul-19	Jul-21	Gradeline		96%
ba	51st St. & Mingo Rd. Intersection	Apr-18	Mar-19	Garver	\$234	90%					
bb	71st St. & Sheridan Rd. Intersection	Mar-17	Nov-17	Cytergy	\$99	95%					
bd	71st St. & Memorial Dr. Intersection			COT		70%	Apr-21	Jan-22	Crossland		69%
be	81st St. & Memorial Dr. Intersection	May-17	Dec-17	Benham		95%	Jun-21	Jul-22	Becco	\$13,875	0%
bf	61st St. & Yale Ave. Intersection	Dec-16	Aug-17	C&K	\$77	95%	Mar-21	Aug-21	Crossland	\$1,747	99%

**CITY OF TULSA, OKLAHOMA
SALES TAX OVERVIEW COMMITTEE
TRANSPORTATION PROJECTS STATUS REPORT**

Design & Construction as of:

11/01/21

DESIGN							CONSTRUCTION				
Budget Number	Project Description	Estimated Start Date	Currently Anticipated Completion Date	Engineer	Contract Amount	Pct Compl	Adv or Contract Award Date	Currently Anticipated Completion Date	Contractor	Contract Amount	Pct Compl
144020	Citywide Non-Arterial Routine and Preventive Maintenance										
144101	Widen Yale Avenue, 81st St. to 91st Street South	Jun-15	Jul-17	Benham	\$600	95%	Oct-21	Dec-23	Becco	\$29,257	1%
144102	Widen 81st Street South, Sheridan Road to Memorial Drive	Sep-16	May-18	Benham	\$950	95%	May-21	Jul-22	Becco	\$13,875	20%
144103	Widen Yale Avenue, 96th St. South to 101st St. South	Aug-16	Jul-17	CEC	\$200	95%	Mar-20	Jan-22	Becco	\$8,752	99%
144105	Widen 25th W. Ave., Edison to Apache (design)	Apr-21		Poe		22%					
144108	Widen Pine Street, Mingo to U.S. 169 (design)										
144120	Gilcrease Expressway Local Match										
144063	Bridges - Replacement and Rehabilitation Programs										
a	Bridge No. 275 - 10100 E. 36th St. N.	Jun-18	Dec-19	McClelland		90%					
g	Bridge No. 250 - 11200 E. 11th St.	Jun-15	Dec-15	Cowen	\$39	95%			Becco	\$693	100%
h	Bridge No. 247 - 9200 E. 11th St.	Jun-15	Dec-15	Cowen	\$39	95%			Becco	\$693	100%
k	Bridge No. 401 - 3800 S. Memorial Dr.	Jun-15	Dec-15	Cowen	\$39	95%	Sep-19	Feb-20	Becco	\$693	100%
s	Bridge No. 333 - 1300 S. 177th E. Ave.	Jun-20	Oct-21	CP&Y		90%	Aug-21				
u	Bridge No. 209 - 3000 N. Mingo Rd.	Nov-16	Nov-17	McClelland	\$727	90%					
x	Bridge No. 222 - 3200 S. Peoria Ave.	May-18	Jul-19	Garver	\$227	90%	Nov-21	Jun-22	Tri-Star	\$2,275	
144094	ODOT Rehabilitation and Replacement Program										
144003	Citywide guardrail replacement										
144004	Citywide traffic signalization										
144005	Roadway, pedestrian, and decorative lighting replacement										
144006	Signing, pavement marking and delineation										
144007	Traffic calming										
144008	Traffic signal installation, modification, and safety improvements										
144009	Traffic signal pole replacement										
144010	Creek Turnpike Trail pedestrian bridge over Memorial Dr. (\$200,000 for study only)										
144011	GPS emergency vehicle preemption system (approx. 30 intersections)										

**CITY OF TULSA, OKLAHOMA
SALES TAX OVERVIEW COMMITTEE
TRANSPORTATION PROJECTS STATUS REPORT**

Design & Construction as of:

11/01/21

DESIGN							CONSTRUCTION				
Budget Number	Project Description	Estimated Start Date	Currently Anticipated Completion Date	Engineer	Contract Amount	Pct Compl	Adv or Contract Award Date	Currently Anticipated Completion Date	Contractor	Contract Amount	Pct Compl
144109	Citywide ADA Transition Plan Implementation (Minimum for 30-Year Schedule - High and Medium Priority Needs)	Feb-16	Aug-18	BKL	\$639	90%					
	ADA Transition Plan - Package #1		Sep-17			95%	Mar-20	Nov-20	Daris	\$1,642	99%
	ADA Transition Plan - Package #2					95%	Jun-21				
	ADA Transition Plan - Package #3					80%					
144093	Citywide Matching Funds										
144018	Bicycle/Pedestrian Master Plan Implementation			Garver							
144019	IDL Entrance Rehabilitation (1st, 7th, and 8th Streets; signals at 1st and Greenwood)	see ao 144017		POE	\$1	80%					
TOTAL FUND 405 INCOMPLETE PROJECTS											
FUNDS 4250-4255 2005 GENERAL OBLIGATION BOND ISSUES											
054041	Citywide Routine/Preventive Maint										
	Arterial Streets Widening - Engineering and Partial ROW										
054050	51st - Garnett to BA Expr (Eng/Dsn)	Feb-08	Oct-08	C & K	\$300	65%	No construction funds currently scheduled.				
054051	61st - Peoria Int/Riverside Dr. to Peoria			DTA					See 064110		
054052	81st - Memorial to Mingo; Sheridan to Memorial (Engr. & Design)	Jun-06	Apr-08	Benham	\$400	95%	Jun-09		See 064102		
054053	91st - Memorial to Mingo (Engr/Dsn)	Jan-08	Dec-08	Breisch	\$386	100%	ROW Acquisition				
054054	91st - Sheridan Inter (Final Design)	Mar-06	Apr-09	DDG	\$269	100%	Construction funded in 2006 S. T.			See 064104	
054055	129th - 31st to 41st (Engr. & Design)	Feb-06	Feb-12	DTA	\$400	100%	Construction funded in 2006 S. T.			See 064109	
054056	Delaware - 81st to 91st (Engr. & Dsn.)	Jan-08	Dec-08	BKL	\$456	100%	No construction funds currently scheduled.				
054057	Yale - 81st to 91st (Prelim Design)	Feb-06	Feb-07	Benham	\$300	100%	Advertised December 2020				
104023	Lewis Ave. - 11th to 21st	Jun-12		C&K	\$353	100%	Mar-18	Dec-18	TriStar	\$4,726	100%
054093	City Match for Federal/State projects.										
054002	Citywide Routine and Preventive Rehabilitation										
054003	Sidewalk Repair/Const (Citywide)										
054004	Traffic Calming Devices										
054001	Transportation Gen Eng/Insp Serv										
TOTAL FUNDS 4250-4255 INCOMPLETE PROJECTS											
FUNDS 4260-4266 - 2008 STREETS GENERAL OBLIGATION BOND											
Streets, Expressways, Sidewalks, Lighting, Traffic Calming											
Arterial Street Rehabilitation and Citywide Projects:											
104009	Citywide-Arterial Rehab & Reconstruction										

**CITY OF TULSA, OKLAHOMA
SALES TAX OVERVIEW COMMITTEE
TRANSPORTATION PROJECTS STATUS REPORT**

Design & Construction as of:

11/01/21

DESIGN							CONSTRUCTION				
Budget Number	Project Description	Estimated Start Date	Currently Anticipated Completion Date	Engineer	Contract Amount	Pct Compl	Adv or Contract Award Date	Currently Anticipated Completion Date	Contractor	Contract Amount	Pct Compl
104010	Citywide-Arterial Sidewalk Repair & Construction										
104011	Citywide - Trails										
104012	Citywide - Railroad Crossings										
104013	Citywide - Local Match										
104014	Citywide-Gen.Engineering/Testing Inspection										
	Non-Arterial Rehabilitaiton and Citywide Projects.										
104107	Maintenance Zone 1007	May-13	May-15	BKL	\$557	99%	Nov-18	Apr-21	Becco	\$7,500	100%
104944	Maintenance Zone 9044	Oct-19	Jan-20	Meshek	\$41	95%	Sep-20	Jun-21	Tri-Star	\$3,575	100%
104015	Citywide Non-Arterial Rehab & Reconstruction										
104016	Citywide Non-Arterial Sidewalk Repair and Construction										
104000	Bond Issuance Costs										
104039	Harvard Ave. - Admiral Blvd. to Pine St.	Jun-12	May-13	Meshek	\$312	95%	Mar-18	May-19	Becco	\$3,529	100%
104041	Memorial Dr. - 21st St. S. to 11th St. S.	Aug-12	Dec-13	BKL	\$352	95%	Jul-19	Jul-21	Becco		96%
104043	Pine St. - Yale Ave. to Sheridan Rd.	Aug-12	Mar-13	Dewberry	\$467	95%	Jul-20	Jun-22	Becco	\$4,587	56%
144023	Citywide - Arterial Routine & Preventative Maintenance										
144022	Citywide-Art/Non-Art Routine & Preventative Maintenance										
104053	Pine St. - Yale Ave. Intersection	Jan-13	Aug-13	Dewberry	\$247	100%		2015			100%
104054	Citywide - General Engineering / Testing / Inspection										
TOTAL FUNDS 4260-4266 - 2008 Streets General Obligation Bond											
FUNDS 4270-4273 - 2014 STREETS GENERAL OBLIGATION BOND											
Streets, Expressways, Sidewalks, Traffic Calming											
Arterial Street Rehabilitation and Citywide Projects:											
144200	36th St. - N. MLK Jr. Blvd. to Peoria Ave.	Jun-15	Mar-20	PEC	\$232	90%	Sep-21	Dec-22	Ground Level	\$4,895	12%
144201	Apache St. - MLK Jr. Blvd. to Peoria Ave.	Nov-14	Aug-15	MESHEK	\$267	95%	Mar-19	Nov-19	Crossland	\$3,380	100%
144202	Apache St. - Peoria Ave. to Lewis Ave.	Aug-16	Mar-17	C&K	\$500	98%					
144203	W. 41st St. S. - 41st W. Ave. to S. 33rd W. Ave.	Sep-14	Aug-15	DEWBERRY	\$175	95%					
144204	S. 33rd W. Ave. - 41st St. to 51st St.	Sep-14	Aug-15	DEWBERRY	\$275	95%					
144205	Apache St. - Lewis Ave. to Harvard Ave.	Sep-14	Sep-15	GUY	\$210	92%	Oct-21		Becco	\$3,987	
144206	11th St. - Peoria Ave. to Utica Ave.	Nov-14	Nov-15	BKL	\$185	95%	Mar-20	Jan-21	Becco	\$2,343	100%

**CITY OF TULSA, OKLAHOMA
SALES TAX OVERVIEW COMMITTEE
TRANSPORTATION PROJECTS STATUS REPORT**

Design & Construction as of:

11/01/21

DESIGN							CONSTRUCTION				
Budget Number	Project Description	Estimated Start Date	Currently Anticipated Completion Date	Engineer	Contract Amount	Pct Compl	Adv or Contract Award Date	Currently Anticipated Completion Date	Contractor	Contract Amount	Pct Compl
144207	11th St. - Lewis Ave. to Harvard Ave.	Jun-16	Mar-17	BKL	\$205	85%					
144208	11th St. - Sheridan Rd. to Memorial Dr.	Nov-14	Nov-15	BKL	\$180	95%	Nov-21		Becco		
144209	21st St. - Garnett Rd. to 129th E. Ave.	Dec-14	Jul-15	GARVER	\$235	95%	Oct-20	Aug-21	Becco	\$4,079	99%
144210	21st St. - 129TH East Ave. Intersection	Dec-14	Jul-15	GARVER	\$156	95%	Oct-20	Aug-21	Becco		99%
144213	91st St. - Harvard Ave. to Yale Ave.		May-19	CEC	\$177	75%					
144215	Peoria Ave. - 41st St. to 51st St.	Dec-16	Aug-17	MARQUARDT	\$340	90%					
144216	41st St. - Lewis Ave. to Harvard Ave.	Oct-14	Aug-15	CEC	\$275	95%	Apr-21	Apr-22	Crossland	\$5,653	45%
144217	Apache St. & Harvard Ave. Intersection	Sep-14	Sep-15	GUY	\$176	95%					
144218	41st St. & Lewis Ave. Intersection	Oct-14	Aug-15	CEC	\$210	95%	Apr-21	Apr-22	Crossland		45%
144309	Citywide - Arterial Rehabilitation										
144110	Citywide - Arterial Sidewalk Improvements										
144020	Citywide - Arterial Routine and Preventive Maintenance										
144093	Citywide Matching Funds										
144094	ODOT Rehabilitation and Replacement Program										
	Non-Arterial Rehabilitaiton and Citywide Projects.										
144111	Maintenance Zone 1001:	May-15	Feb-16	MAR / ARB	271 / 284	95%	Feb-21		Gradeline	\$8,291	4%
144106	Maintenance Zone 1006:	Sep-14	Jun-15	TETRA-TECH	\$356	95%	Apr-19	Oct-19	Ellsworth	\$2,585	100%
144107	Maintenance Zone 1007:	Oct-14	Apr-15	Cyntergy	\$56	95%	Nov-18	Jan-21	Becco		100%
144168	Maintenance Zone 1068:	Sep-16	Sep-17	Nickle / Cowan	152./168.	95./95%					
144173	Maintenance Zone 1073:	Oct-14	Jul-15	COWAN	\$49	95%	Jul-17	Nov-17	PCSI	\$437	100%
144199	Maintenance Zone 1099:	Jun-15	Dec-15	CP&Y	\$259	95%	Apr-21	Dec-21	Crossland Heavy	\$2,343	29%
144153	Maintenance Zone 1153:	Sep-14	Jun-15	POE	\$334	95%					
144157	Maintenance Zone 1157 N:	Sep-14	Jun-15	BKL	\$302	95%	May-18	Feb-19	Ellsworth	\$3,195	100%
144158	Maintenance Zone 1157 S:	Jun-15	Mar-16	SKW	\$210	95%	Oct-19	May-20	Crossland	\$2,493	100%
144225	Maintenance Zone 2125:	Nov-14	Aug-15	WALLACE	\$179	95%	Apr-19	Jan-20	Becco	\$2,189	99%
144230	Maintenance Zone 2130:	Oct-14	Aug-15	MESHEK	\$270	95%	Oct-20	Nov-21	Becco	\$3,485	51%
144310	Maintenance Zone 3010:	May-15	Jan-16	MCCLELLAND	\$544	80%					
144311	Maintenance Zone 3011:	Jun-16	Jun-17	POE	\$656	95%	Aug-20	Sep-21	Crossland Heavy	\$7,603	99%
144317	Maintenance Zone 3017:	Oct-17	Jul-18	CGA	\$324	96%					
144320	Maintenance Zone 3020:	Aug-16	May-17	AAB	\$345	90%	Dec-21				
144413	Maintenance Zone 4013:	Sep-14	Apr-15	LEIDOS	\$512	95%					
144421	Maintenance Zone 4021:	Jul-16	Apr-17	CEC	\$343	96%	Dec-21				

CITY OF TULSA, OKLAHOMA
 SALES TAX OVERVIEW COMMITTEE
 TRANSPORTATION PROJECTS STATUS REPORT

Design & Construction as of:

11/01/21

DESIGN							CONSTRUCTION				
Budget Number	Project Description	Estimated Start Date	Currently Anticipated Completion Date	Engineer	Contract Amount	Pct Compl	Adv or Contract Award Date	Currently Anticipated Completion Date	Contractor	Contract Amount	Pct Compl
144431	Maintenance Zone 4031:	May-15	Feb-16	GARVER	\$576	95%					
144467	Maintenance Zone 4067 phase 1	Oct-14	Jun-15	GUY	\$344	95%	Jan-20	Aug-20	Crossland	\$3,127	100%
144467	Maintenance Zone 4067 phase 2			GUY		80%					
144452	Maintenance Zone 4152:	Oct-17	Jul-18	HUB	\$373	97%					
144527	Maintenance Zone 5027:	Nov-14	May-15	CRAFTENTULL	\$115	95%	Sep-18	Jan-19	Paragon	\$1,144	100%
144533	Maintenance Zone 5033:	Oct-14	Jun-15	CGA	\$444	95%	Oct-18	Aug-19	Crossland	\$4,847	100%
144546	Maintenance Zone 5046:	Jun-16	Mar-17	MCCLELLAND	\$540	96%					
144547	Maintenance Zone 5047:	Aug-16	Jun-17	GARVER	\$584	90%					
144628	Maintenance Zone 6028:	Jan-18	Aug-19	MCCLELLAND	\$428	90%					
144635	Maintenance Zone 6035:	May-15	Apr-16	HUB	\$253	95%	Oct-19	Jul-19	Becco	\$2,768	100%
144642	Maintenance Zone 6142:	Oct-14	Jun-15	HOOD/COT	\$78	95%			Ellsworth	\$1,313	
144645	Maintenance Zone 6145:	Oct-04	May-15	Cytergy	\$195	95%					
144740	Maintenance Zone 7040:	Jun-16	Apr-17	HUB	\$254	95%	Dec-20	Oct-21	Crossland Heavy	\$3,478	98%
144754	Maintenance Zone 7054:	Sep-17	Feb-19	POE	\$747	90%	Oct-21				
144857	Maintenance Zone 8057:	Apr-17	Jul-19	WALLACE	\$107	95%	Oct-20	Jun-21	Ellsworth	\$1,601	99%
144863	Maintenance Zone 8063:	Oct-17	Sep-19	CraftonTull/pec	\$195	80%					
144944	Maintenance Zone 9044:	Oct-14	May-15	Meshek	\$293	80%	Sep-20	May-21	Tri-Star	\$3,575	99%
144945	Maintenance Zone 9045:	Oct-14	Jul-15	GARVER	\$200	95%	Jan-19	Nov-19	Crossland	\$3,557	100%
144949	Maintenance Zone 9049:	Sep-17	May-19	GARVER	\$770	85%					
144950	Maintenance Zone 9050:	Jul-16	Feb-17	CP&Y	\$255	95%					
144951	Maintenance Zone 9051:	Jul-16	Feb-17	SKW	\$130	95%					
144015	Citywide Non-Arterial Rehabilitation										
144021	Citywide Non-Arterial Routine and Preventive Maintenance										
144016	Citywide Non-Arterial Sidewalk Improvements										
144060	Bridge No.189 - 4700 N. Iroquois Ave.	Nov-14	Jul-15	MEHLBURGER		90%					
144062	Bridge No. 323B - 12000 E. 21st	Dec-14		GARVER	\$10	95%					
TOTAL FUNDS 4270-4273 - 2014 Streets General Obligation Bond											
FUNDS 4281-4285 - 2020 STREETS GENERAL OBLIGATION BOND											
'Non-Arterial Street Rehabilitation Projects:											
2036N1007Z	Maintenance Zone 1007:	Dec-20	Aug-21	Cowan	\$81	82%					
2036N1068Z	Maintenance Zone 1068:										
2036N1070Z	Maintenance Zone 1070:	Feb-21	Oct-21	CGA	\$204	80%					
2036N1071Z	Maintenance Zone 1071:										
2036N1072Z	Maintenance Zone 1072:										
2036N1076Z	Maintenance Zone 1076:	101/20	Jul-21	McClelland	\$236	74%					

**CITY OF TULSA, OKLAHOMA
SALES TAX OVERVIEW COMMITTEE
TRANSPORTATION PROJECTS STATUS REPORT**

Design & Construction as of:

11/01/21

DESIGN							CONSTRUCTION				
Budget Number	Project Description	Estimated Start Date	Currently Anticipated Completion Date	Engineer	Contract Amount	Pct Compl	Adv or Contract Award Date	Currently Anticipated Completion Date	Contractor	Contract Amount	Pct Compl
2036N1078Z	Maintenance Zone 1078:	Oct-20	Jun-21	Olsson	\$253	72%					
2036N1097Z	Maintenance Zone 1097:			EST							
2036N1098Z	Maintenance Zone 1098:										
2036N1153Z	Maintenance Zone 1153:			Poe							
2036N1155Z	Maintenance Zone 1155:			CGA							
2036N1157Z	Maintenance Zone 1157:			Poe							
2036N2056Z	Maintenance Zone 2056:			Garver	hold						
2036N2065Z	Maintenance Zone 2065:	Jan-21	Sep-21	Garver	\$218	60%					
2036N2066Z	Maintenance Zone 2066:	Oct-20	Jul-21	C&K	\$101	90%					
2036N2131Z	Maintenance Zone 2131:										
2036N3004Z	Maintenance Zone 3004:										
2036N3005Z	Maintenance Zone 3005:										
2036N3008Z	Maintenance Zone 3008:										
2036N3010Z	Maintenance Zone 3010:			McClelland							
2036N3011Z	Maintenance Zone 3011:										
2036N3017Z	Maintenance Zone 3017:										
2036N3075Z	Maintenance Zone 3075:			CGA							
2036N3080Z	Maintenance Zone 3080:										
2036N3081Z	Maintenance Zone 3081:	Feb-21	Oct-21	EST	\$58	70%					
2036N3082Z	Maintenance Zone 3082:										
2036N4014Z	Maintenance Zone 4014:	Oct-20	May-21	Poe	\$136	88%					
2036N4015Z	Maintenance Zone 4015:										
2036N4021Z	Maintenance Zone 4021:	Sep-20	Jul-21	CEC	\$256	70%					
2036N4022Z	Maintenance Zone 4022:	Oct-20	Apr-21	BKL	\$322	90%					
2036N4023Z	Maintenance Zone 4023:			CGA							
2036N4029Z	Maintenance Zone 4029:										
2036N4030Z	Maintenance Zone 4030:	Dec-20	Aug-21	Marquardt	\$143	90%					
2036N4031Z	Maintenance Zone 4031:										
2036N4067Z	Maintenance Zone 4067:			Ollson							
2036N4069Z	Maintenance Zone 4069:			BKL							
2036N5016Z	Maintenance Zone 5016:			Garver							
2036N5026Z	Maintenance Zone 5026:										
2036N5027Z	Maintenance Zone 5027:			Wallace							
2036N5033Z	Maintenance Zone 5033:										
2036N5039Z	Maintenance Zone 5039:										
2036N5040Z	Maintenance Zone 5040:	Apr-21	Aug-21	TEP	\$81	43%					
2036N6035Z	Maintenance Zone 6035:			Benham							

CITY OF TULSA, OKLAHOMA
 SALES TAX OVERVIEW COMMITTEE
 TRANSPORTATION PROJECTS STATUS REPORT

Design & Construction as of:

11/01/21

DESIGN							CONSTRUCTION				
Budget Number	Project Description	Estimated Start Date	Currently Anticipated Completion Date	Engineer	Contract Amount	Pct Compl	Adv or Contract Award Date	Currently Anticipated Completion Date	Contractor	Contract Amount	Pct Compl
2036N6142Z	Maintenance Zone 6142:			C&K							
2036N6144Z	Maintenance Zone 6144:										
2036N6148Z	Maintenance Zone 6148:										
2036N6149Z	Maintenance Zone 6149:										
2036N6150Z	Maintenance Zone 6150:										
2036N7048Z	Maintenance Zone 7048:	Nov-20	Oct-21	Benham	\$252	25%					
2036N7060Z	Maintenance Zone 7060:	Dec-20	Aug-21	HUB	\$73	80%					
2036N7104Z	Maintenance Zone 7104:										
2036N7109Z	Maintenance Zone 7109:										
2036N7115Z	Maintenance Zone 7115:										
2036N8057Z	Maintenance Zone 8057:	Feb-21	Oct-21	Wallace	\$107	53%					
2036N8102Z	Maintenance Zone 8102:	Oct-20	Aug-21	FNI	\$171	60%					
2036N8113Z	Maintenance Zone 8113:			Keithline							
2036N8116Z	Maintenance Zone 8116:										
2036N9036Z	Maintenance Zone 9036:			CEC							
2036N9037Z	Maintenance Zone 9037:	Jan-21	Aug-21	CP&Y	\$183	66%					
2036N9038Z	Maintenance Zone 9038:	Dec-20	Oct-21	PEC	\$71	60%					
2036N9043Z	Maintenance Zone 9043:										
2036N9044Z	Maintenance Zone 9044:			Benham							
2036N9045Z	Maintenance Zone 9045:			Keithline							
2036N9049Z	Maintenance Zone 9049:			Marquardt							
2036N9050Z	Maintenance Zone 9050:	Jan-21	Sep-21	CP&Y	\$98	60%					
2036N9051Z	Maintenance Zone 9051:	Sep-20	Apr-21	Keithline	\$83	95%					
2036N9052Z	Maintenance Zone 9052:										
Arterial Street Rehabilitation Projects:											
	Arterial Street Projects:										
2036A0001Z	56th St N-MLK Blvd to 1500ft W of Peoria										
2036A0002Z	46th St N - Peoria Ave to Lewis Ave			C&K							
2036A0003Z	46th St N - Elwood Ave to MLK Jr Blvd										
2036A0004Z	36th St N - Peoria Ave to Lewis Ave										
2036A0005Z	36th St N - Osage Cnty Line to MLK Blvd			Benham							
2036A0006Z	31st St N - 53rd W Ave to 41st W Ave										
2036A0007Z	Apache St - Harvard Ave to Yale Ave			C&K							
2036A0008Z	Pine St - Gilcrease Museum Rd to Union			Poe							
2036A0009Z	Pine St - Peoria Ave to Lewis Ave			CEC							
2036A0010Z	Edison St - 33rd W Ave to Union Ave			Poe							
2036A0011Z	33rd W Ave - Apache St to Pine St			Poe							

**CITY OF TULSA, OKLAHOMA
SALES TAX OVERVIEW COMMITTEE
TRANSPORTATION PROJECTS STATUS REPORT**

Design & Construction as of:

11/01/21

DESIGN							CONSTRUCTION				
Budget Number	Project Description	Estimated Start Date	Currently Anticipated Completion Date	Engineer	Contract Amount	Pct Compl	Adv or Contract Award Date	Currently Anticipated Completion Date	Contractor	Contract Amount	Pct Compl
2036A0012Z	33rd W Ave - Pine St to Edison St			Poe							
2036A0013Z	Gilcrease Museum Rd - Apache to Pine			Poe							
2036A0014Z	MLK Jr Blvd - 56th St N to 46th St N										
2036A0015Z	MLK Jr Blvd - 36th St N to Apache St			Benham							
2036A0016Z	MLK Jr Blvd - Apache St to Pine St			Benham							
2036A0017Z	Peoria Ave - 56th St N to 46th St N			C&K							
2036A0018Z	Peoria Ave - 46th St N to 36th St N			C&K							
2036A0019Z	Peoria Ave - Pine St to Admiral Blvd										
2036A0020Z	Lewis Ave - Pine St to Admiral Pl										
2036A0021Z	Harvard Ave - Mohawk Blvd to 36th St N			Schemmer							
2036A0025Z	41st St S - Union Ave to Elwood Ave			BKL							
2036A0026Z	51st St S - 33rd W Ave to Union Ave										
2036A0027Z	61st St S - Lewis Ave to Harvard Ave			BKL							
2036A0028Z	Elwood Ave - 71st St S to 81st St S										
2036A0029Z	Lewis Ave - 61st St S to 71st St S										
2036A0030Z	Lewis Ave - 71st St S to 81st St S										
2036A0031Z	Delaware Ave - 81st St S to 91st St S			BKL							
2036A0032Z	Harvard Ave - 61st St S to 71st St S										
2036A0033Z	Harvard Ave - 71st St S to 81st St S										
2036A0034Z	Harvard Ave - 81st St S to 91st St S										
2036A0039Z	36th St N - Garnett Rd to 129th E Ave			Keithline							
2036A0040Z	36th St N - 129th E Ave to 141st E Ave										
2036A0041Z	Apache St - Gilcrease Expy to Sheridan Rd										
2036A0042Z	Pine St - Lewis Ave to Harvard Ave			McClelland							
2036A0043Z	Pine St - State Hwy 11 to Mingo Rd			Poe							
2036A0044Z	Pine St - Mingo Rd to Garnett Rd										
2036A0045Z	Pine St - Garnett Rd to 129th E Ave			EST							
2036A0046Z	Admiral Pl - Sheridan Rd to Memorial Dr										
2036A0047Z	Admiral Pl - Memorial Dr to Mingo Rd			CEC							
2036A0048Z	Admiral Pl - Garnett Rd to 129th E Ave										
2036A0049Z	11th St S - Memorial Dr to 89th E Ave										
2036A0050Z	Yale Ave - Apache St to Pine St			HUB							
2036A0051Z	Yale Ave - Pine St to Admiral Pl										
2036A0052Z	Sheridan Rd - 36th St N to Apache St										
2036A0053Z	Garnett Rd - Admiral Pl to 11th St S										
2036A0054Z	129th E Ave - 36th St N to Apache St										
2036A0055Z	129th E Ave - Apache St to Pine St			CGA							

**CITY OF TULSA, OKLAHOMA
SALES TAX OVERVIEW COMMITTEE
TRANSPORTATION PROJECTS STATUS REPORT**

Design & Construction as of:

11/01/21

DESIGN							CONSTRUCTION				
Budget Number	Project Description	Estimated Start Date	Currently Anticipated Completion Date	Engineer	Contract Amount	Pct Compl	Adv or Contract Award Date	Currently Anticipated Completion Date	Contractor	Contract Amount	Pct Compl
2036A0064Z	11th St S - Utica Ave to Lewis Ave			Wallace							
2036A0065Z	11th St S - Harvard Ave to Yale Ave										
2036A0066Z	15th St S - Boston Ave to Denver Ave										
2036A0067Z	15th St S - Harvard Ave to Yale Ave										
2036A0068Z	21st St S - Lewis Ave to Harvard Ave										
2036A0069Z	21st St S - Harvard Ave to Yale Ave										
2036A0070Z	Peoria Ave - 21st St S to 31st St S										
2036A0077Z	15th St S - Sheridan Rd to 73rd E Ave										
2036A0078Z	41st St S - Yale Ave to Sheridan Ave										
2036A0079Z	Yale Ave - 31st St S to 36th St S										
2036A0080Z	Yale Ave - 41st St S to I-44										
2036A0081Z	Sheridan Rd - 21st St S to 31st St S										
2036A0082Z	Sheridan Rd - 31st St S to 41st St S										
2036A0083Z	Sheridan Rd - 41st St S to 51st St S										
2036A0086Z	Admiral Pl: 225th EA to 22200 Blk E Adm.			CEC							
2036A0087Z	11th St S - 145th E Ave to 161st E Ave										
2036A0088Z	11th St S - 161st E Ave to 177th E Ave										
2036A0089Z	11th St S - 177th E Ave to 193rd E Ave			TEP							
2036A0090Z	21st St S - 145th E Ave to 161st E Ave										
2036A0091Z	21st St S - 161st E Ave to 177th E Ave										
2036A0092Z	31st St S - Garnett Rd to 129th E Ave			Marquardt							
2036A0093Z	41st St S - 177th E Ave to 193rd E Ave										
2036A0094Z	129th E Ave - 51st St S to 61st St S										
2036A0095Z	145th E Ave - 11th St S to 21st St S										
2036A0096Z	145th E Ave - 21st St S to 31st St S										
2036A0097Z	161st E Ave - 11th St S to 21st St S			TEP							
2036A0108Z	61st St S - Sheridan Rd to Memorial Dr										
2036A0109Z	Memorial Dr - 51st St S 61st St S										
2036A0110Z	Mingo Rd - 61st St S to 71st St S										
2036A0111Z	Mingo Rd - 91st St S to 101st St S										
2036A0113Z	101st St S- Yale Ave to Sheridan Ave										
2036A0114Z	101st St S - Sheridan Rd to Memorial Dr										
2036A0115Z	111st St S - Yale Ave to Sheridan Rd										
2036A0116Z	121st St S - Yale Ave to Sheridan Rd										
2036A0117Z	Yale Ave - 61st St S to 71st St S										
2036A0118Z	Yale Ave - 111th St S to 121st St S										
2036A0119Z	Sheridan Rd - 71st St S to 81st St S			CGA							

CITY OF TULSA, OKLAHOMA
 SALES TAX OVERVIEW COMMITTEE
 TRANSPORTATION PROJECTS STATUS REPORT

Design & Construction as of:

11/01/21

DESIGN							CONSTRUCTION				
Budget Number	Project Description	Estimated Start Date	Currently Anticipated Completion Date	Engineer	Contract Amount	Pct Compl	Adv or Contract Award Date	Currently Anticipated Completion Date	Contractor	Contract Amount	Pct Compl
2036A0122Z	41st St S - Riverside Dr to Peoria Ave										
2036A0123Z	41st St S - Peoria Ave to Lewis Ave										
2036A0124Z	Peoria Ave - 31st St S to 41st St S			Marquardt							
2036A0125Z	Lewis Ave - 41st St S to I-44			Benham							
	Intersection Projects										
2036A0022Z	36th St N & Harvard Ave Intersection			Schemmer							
2036A0023Z	Apache St & MLK Jr Blvd Intersection			Benham							
2036A0024Z	Pine St & Gilcrease Museum Rd Intersection										
2036A0035Z	41st St S & Elwood Ave Intersection			BKL							
2036A0036Z	51st St S & 33rd W Ave Intersection										
2036A0037Z	71st St S & Union Ave Intersection										
2036A0038Z	81st St S & Union Ave Intersection										
2036A0056Z	36th St N & 129th E Ave Intersection										
2036A0057Z	Pine St & Sheridan Rd Intersection										
2036A0058Z	Pine St & Mingo Rd Intersection			Poe							
2036A0059Z	Pine St & Garnett Rd Intersection			EST							
2036A0060Z	Admiral Pl & Sheridan Rd Intersection										
2036A0061Z	Admiral Pl & Garnett Rd Intersection										
2036A0062Z	11th St S & Sheridan Rd Intersection										
2036A0063Z	11th St S & Mingo Rd Intersection										
2036A0071Z	11th St S & Peoria Ave Intersection										
2036A0072Z	11th St S & Lewis Ave Intersection			Wallace							
2036A0073Z	11th St S & Harvard Ave Intersection										
2036A0074Z	15th St S & Harvard Ave Intersection										
2036A0075Z	21st St S & Harvard Ave Intersection										
2036A0076Z	31st St S & Peoria Ave Intersection										
2036A0084Z	15th St S & Sheridan Rd Intersection										
2036A0085Z	41st St S & Yale Ave Intersection										
2036A0098Z	11th St S & 145th E Ave Intersection										
2036A0099Z	11th St S & 161st E Ave Intersection			EST							
2036A0100Z	11th St S & 177th E Ave Intersection										
2036A0101Z	11th St S & 193rd E Ave Intersection			EST							
2036A0102Z	21st St S & 145th E Ave Intersection										
2036A0103Z	21st St S & 161st E Ave Intersection										
2036A0104Z	21st St S & 177th E Ave Intersection										
2036A0105Z	21st St S & 193rd E Ave Intersection										
2036A0106Z	31st St S & 145th E Ave Intersection										

CITY OF TULSA, OKLAHOMA
 SALES TAX OVERVIEW COMMITTEE
 TRANSPORTATION PROJECTS STATUS REPORT

Design & Construction as of:

11/01/21

DESIGN							CONSTRUCTION				
Budget Number	Project Description	Estimated Start Date	Currently Anticipated Completion Date	Engineer	Contract Amount	Pct Compl	Adv or Contract Award Date	Currently Anticipated Completion Date	Contractor	Contract Amount	Pct Compl
2036A0107Z	41st St S & 177th E Ave Intersection										
2036A0112Z	91st St S & Memorial Dr Intersection										
2036A0120Z	121st St S & Yale Ave Intersection										
2036A0121Z	111th St S & Yale Ave Intersection										
2036A0126Z	41st St S & Peoria Ave Intersection										
Arterial Street Widening Projects:											
2036W0001Z	Gilcrease Museum Rd - Pine St to Admiral Blvd			Poe		12%					
2036W0002Z	81st St S - Tacoma Ave to Maybelle Ave										
2036W0003Z	81st St S & Elwood Ave Intersection										
2036W0004Z	91st St S - Memorial Dr to Mingo Rd			Garver		60%					
2036W0005Z	101st St S & Sheridan Rd Intersection										
2036W0006Z	81st St S - Harvard Ave to Yale Ave										
Central Business District (CBD)											
Streets and Alleyways											
2036D0001Z	4th St										
2036D0002Z	MLK Ave & Detroit Ave north of BNSF	Aug-20	Feb-21	Poe		95%	10/1/2021				
2036D0003Z	Cincinnati Ave			Poe							
2036D0004Z	Detroit Ave south of BNSF			Poe							
2036D0005Z	Reconciliation Way	Aug-20	Feb-21	Poe		70%					
2036D0006Z	Lansing Ave			Poe							
2036D0007Z	Alleyways			Str & Stwtr							
Bridge Maintenance & Rehabilitation											
2037B0201C	Bridge #201C			Benham							
2037B0216Z	Bridge #216										
2037B0219D	Bridge #219D										
2037B0286Z	Bridge #286			Benham							
2037B0340Z	Bridge #340										
2037B0343Z	Bridge #343			Benham							
2037B0179Z	Bridge #179										
2037B0232Z	Bridge #232										
2037B0245Z	Bridge #245	Jan-21	Sep-21	Garver	\$89	54%					
2037B0258Z	Bridge #258	Jan-21	Sep-21	Garver	\$35	54%					
2037B0263Z	Bridge #263	Jul-21		CP&Y		40%					
2037B0301Z	Bridge #301	Jul-21		CP&Y		40%					
2037B0359Z	Bridge #359										
2037B0232A	Bridge #232A	Jan-21	Sep-21	Garver		60%					

CITY OF TULSA, OKLAHOMA
 SALES TAX OVERVIEW COMMITTEE
 TRANSPORTATION PROJECTS STATUS REPORT

Design & Construction as of:

11/01/21

DESIGN							CONSTRUCTION				
Budget Number	Project Description	Estimated Start Date	Currently Anticipated Completion Date	Engineer	Contract Amount	Pct Compl	Adv or Contract Award Date	Currently Anticipated Completion Date	Contractor	Contract Amount	Pct Compl
2037B0301A	Bridge #301A										
2037B0425Z	Bridge #425										
2037B0225Z	Bridge #225										
2037B0167Z	Bridge #167			Garver							
2037B0173Z	Bridge #173			Poe							
2037B0236Z	Bridge #236										
2037B0241Z	Bridge #241	Jul-21		CP&Y	\$54	40%					
2037B0261A	Bridge #261A			Garver							
2037B0261B	Bridge #261B			Garver							
2037B0269Z	Bridge #269			Benham							
2037B0474Z	Bridge #474										
2037B0482Z	Bridge #482										
2037B0153Z	Bridge #153										
2037B0183Z	Bridge #183										
2037B0252Z	Bridge #252										
2037B0271Z	Bridge #271										
2037B0322Z	Bridge #322			Benham							
2037B0329Z	Bridge #329										
2037B0478Z	Bridge #478										
2037B0204Z	Bridge #204	Mar-21		CP&Y		90%					
2037B0315Z	Bridge #315										
2037B0336Z	Bridge #336										
2037B0404Z	Bridge #404										
2037B0346Z	Bridge #346										
2037B0423Z	Bridge #423			Benham							
2037B0424Z	Bridge #424										
2037B1000Z	Citywide Bridge Rehab and Inspection										
Citywide Projects											
Citywide ADA Transition Plan Impl & Update (ROW)											
2036X0001Z	Transition Plan Update										
2036X0002Z	Transit Stops										
2036X0003Z	Signalized Intersections			BKL							
2036S0001Z	Sidewalk Corridors			BKL							
2036X0004Z	Citywide Infrastructure Partnership Funds										
2036N0001Z	Citywide Non-Arterial Routine & Preventive										
2036A1000Z	Citywide Arterial Routine and Preventive										

CITY OF TULSA, OKLAHOMA
 SALES TAX OVERVIEW COMMITTEE
 TRANSPORTATION PROJECTS STATUS REPORT

Design & Construction as of:

11/01/21

DESIGN							CONSTRUCTION				
Budget Number	Project Description	Estimated Start Date	Currently Anticipated Completion Date	Engineer	Contract Amount	Pct Compl	Adv or Contract Award Date	Currently Anticipated Completion Date	Contractor	Contract Amount	Pct Compl
2036A1001Z	Pavement Reinspection										
2035X0001Z	Transit-MTTA-Route 66 Bus Rapid Transit			HNTB							
	Traffic Engineering										
2036X0005Z	Signal Coordination & Communication										
2036X0006Z	Signal Installation, Repair and Replace										
2036X0007Z	Traffic Calming										
2036X0008Z	Lighting Repair and Replacement										
2036X0009Z	Pavement Markings and Signs										
2036X0010Z	Guardrail Repair and Replacement										
2039X0009Z	Traffic Studies										
	Bicycle-Pedestrian Infrastructure										
2036S0002Z	Go Plan Implementation - Engineering			Garver							
2036S0003Z	Go Plan Implementation-Traffic Operation			Traffic							
2036S0004Z	Arterial Sidewalk			Strt & Strmwtr							
2036S0005Z	Non Arterial Sidewalk			Strt & Strmwtr							
2036X0011Z	Arena District Mstr Plan Implementation										
TOTAL FUNDS 4281-4285 - 2020 STREETS GENERAL OBLIGATION BOND											

* Same design contract for \$35,000

** Same design contract for \$15,000

.... Total contract with Becco is \$4,448,000 for stormwater project 993311 & street projects 6008-014180 & 6312-994526

STOC

SALES TAX OVERVIEW COMMITTEE

Ashley Webb
Chair

Ashley R. Webb
Riggs, Abney, Neal, Turpen, Orbison & Lewis Inc.
Attorney At Law
Tulsa, OK 74119
(918) 699-8905

To: City Council

Date: December 1, 2021

Subject: October Report to City Council

Attached is the November 2021 Sales Tax Overview Committee (STOC) Status Report

2006 Special Extended Sales Tax

October expenditures totaled \$370,000, of which \$346,000 was spent on the Arterial Streets Rehab project. Encumbrances and commitments total \$8,238,000. Current appropriations for the 2006 Special Extended Sales Tax Fund total \$271,812,000. There is a current appropriation balance of \$5,290,000.

2008 Sales Tax Special Temporary Streets

October expenditures totaled \$37,000, of which \$37,000 was spent on the Riverside Dr & Rltd Infrstr project. Encumbrances and commitments total \$181,000. Current appropriations for the 2008 Sales Tax Special Temporary Streets Fund total \$145,494,000. There is a current appropriation balance of \$88,000.

2014 Sales Tax

October expenditures totaled \$3,196,000, of which \$1,085,000 was spent on the Art Street Rehab & Citywide project. Encumbrances and commitments total \$68,247,000. Current appropriations for the 2014 Sales Tax Fund total \$567,423,000. There is a current appropriation balance of \$150,033,000.

2016 Sales Tax

October expenditures totaled \$5,731,000, of which \$4,745,000 was spent on the Transfer to TPFA 2017 project. Encumbrances and commitments total \$21,923,000. Current appropriations for the 2016 Sales Tax Fund total \$192,472,000. There is a current appropriation balance of \$66,855,000.

2016 Revenue Bond

October expenditures totaled \$713,000, of which \$4,745,000 was spent on the Transfer to TPFA 2017 project. Encumbrances and commitments total \$77,880,000. Current appropriations for the 2016 Revenue Bond Fund total \$350,600,000. There is a current appropriation balance of \$50,750,000.

2020 Sales Tax

October expenditures totaled \$3,559,000, of which \$2,614,000 was spent on the Fire Apparatus and Equipment project. Encumbrances and commitments total \$10,794,000. Current appropriations for the 2020 Sales Tax Fund total \$33,418,000. There is a current appropriation balance of \$16,018,000.

2020 General Obligation Bonds

October expenditures totaled \$760,000, of which \$130,000 was spent on the Maintenance Zone 7048 project. Encumbrances and commitments total \$5,261,000. Current appropriations for the 2020 General Obligation Bonds Fund total \$17,500,000. There is a current appropriation balance of \$9,195,000.

2014 General Obligation Bonds

October expenditures totaled \$5,436,000, of which \$1,263,000 was spent on the Maintenance Zone 7040 project. Encumbrances and commitments total \$32,932,000. Current appropriations for the 2014 General Obligation Bonds Fund total \$277,500,000. There is a current appropriation balance of \$64,378,000.

2008 General Obligation Bonds

October expenditures totaled \$1,000, of which \$245,000 was spent on the Citywide Nonarterial Reh&Re project. Encumbrances and commitments total \$13,952,000. Current appropriations for the 2008 General Obligation Bonds Fund total \$230,055,000. There is a current appropriation balance of \$6,997,000.

2005 General Obligation Bonds

October expenditures totaled \$, of which there were no expenditures in October. Encumbrances and commitments total \$755,000. Current appropriations for the 2005 General Obligation Bonds Fund total \$74,919,000. There is a current appropriation balance of \$160,000.

Respectfully submitted,

Ashley Webb, Chair



Attachments

cc: James Wagner
Keith Eldridge
Gary Hamer



FINANCIAL REPORT TO CITY COUNCIL

Wednesday, December 1, 2021

I. Financial Report

Revenue: 2016 Vision 0.305 Percent and 2022 Sales Tax 0.45 Percent Sales Tax Funds

		Fiscal Year to Date	
	November	Thru November	Actual vs Budget
Actual	\$ 9,071,358	\$ 46,017,777	\$ 2,227,879
Adopted Budget - Current Year	8,699,914	43,789,898	371,444

Expenditures

Fund	October	Fiscal Year to Date Thru October
409 - 2022 Sales Tax	\$ 3,559,417	\$ 6,572,056
4001, 4003-4004 - Tulsa Vision Rev Bonds	713,388	21,860,369
4000 - Tulsa Vision Sales Tax	5,731,240	19,304,255
405 - 2014 Sales Tax	3,195,774	9,784,111
404 - 2008 Streets Temporary Sales Tax	36,684	36,684
402 - 2006 Special Extended Sales Tax	369,727	826,640

II. Expenditures in Other Funds

Fund	October	Fiscal Year to Date Thru October
401 - 2001 Sales Tax	0	0
428 - 2020 GO Bond	759,622	3,026,944
427 - 2014 GO Bond	5,436,282	32,996,888
426 - 2008 GO Bond	1,348	1,595,119
425 - 2005 GO Bond	0	194,294
TOTAL	\$ 6,197,252	\$ 37,813,244

III. Items for the City Council's Attention

- A. Monthly Financial Reports
- B. STOC Committee and Subcommittee Minutes and Reports

IV. Attachments

- A. Attendance Record for the last 12 months
- B. STOC Committee and Subcommittee Minutes and Reports

Respectfully submitted,

Ashley R. Webb, Chair

Attachments

cc: James Wagner
Keith Eldridge
Gary Hamer

MAJOR CAPITAL IMPROVEMENTS CONSTRUCTION FUNDS SUMMARY
As of October, 2021

	CURRENT		EXPENDITURES		ENCUMBERED	PERCENT	BALANCE				
	APPROPRIATIONS		Current Month	To Date				COMMITTED			
Fund 401 and Fund 403											
2001 Third Penny Sales Tax and 2006 Advance Funded Sales Tax	\$	112,558,928	\$	-	\$	112,389,271	\$	(0)	100%	\$	169,657
Fund 402											
2006 Third Penny Sales Tax Extension	\$	271,811,704	\$	369,727	\$	258,283,327	\$	8,238,476	98%	\$	5,289,901
Fund 404											
2008 Sales Tax Special Temporary Streets Fund	\$	145,493,500	\$	36,684	\$	145,224,340	\$	180,866	100%	\$	88,293
Fund 405											
2014 Sales Tax Fund	\$	567,422,929	\$	3,195,774	\$	349,143,442	\$	68,246,727	74%	\$	150,032,759
Fund 406: 4000											
2016 Sales Tax Fund	\$	192,471,770	\$	5,731,240	\$	103,693,991	\$	21,923,256	65%	\$	66,854,523
Fund 406: 4001, 4003, 4004											
2016 Revenue Bond Fund	\$	350,600,000	\$	713,388	\$	221,969,776	\$	77,879,975	86%	\$	50,750,249
Fund 409											
2020 Sales Tax Fund	\$	33,417,778	\$	3,559,417	\$	6,605,649	\$	10,793,762	52%	\$	16,018,367
Fund 428											
2020 General Obligation Bonds	\$	17,500,000	\$	759,622	\$	3,043,684	\$	5,261,268	47%	\$	9,195,048
Fund 427											
2014 General Obligation Bonds	\$	277,500,000	\$	5,436,282	\$	180,189,851	\$	32,932,364	77%	\$	64,377,785
Funds 426											
2008 General Obligation Bonds	\$	230,054,937	\$	1,348	\$	209,106,106	\$	13,951,909	97%	\$	6,996,921
Funds 425											
2005 General Obligation Bonds	\$	74,919,257	\$	-	\$	74,004,600	\$	754,594	100%	\$	160,063
Fund 740: 7401-7408											
TMUA--Water Capital Fund	\$	398,664,697	\$	3,232,405	\$	298,769,543	\$	41,752,891	85%	\$	58,142,262
Funds 750: 7501-7520											
TMUA-Sanitary Sewer Capital Funds	\$	526,910,375	\$	6,829,902	\$	388,809,507	\$	53,149,249	84%	\$	84,951,618

Report On Tulsa Economic Indicators September 2021

Economic Overview

Economic activity slowed in the 3rd Quarter posting a smaller than expected growth in U.S. GDP at only 2%. In Oklahoma the unemployment rates dropped to its lowest point in over a year at 3.2%. Inflation numbers continued its march higher as we saw September CPI numbers come in at 6.2%. This is the highest CPI print in over 30 years. As we head into the holiday season, we will continue to monitor the strength of consumer spending, in particularly on-line retail.

Wage & Salary Employment Conditions

Labor force participation grew in September, reporting a total of 485,200. Compared to the previous month, this was an increase of 2,200 or 0.5% in Labor participants. Meanwhile, the Total Employment survey reported an increase of 6,000 positions within the metro area. This was an increase of 1.3% over the previous month and reported a total of 475,100. The area unemployment rate was reported at 2.1% for September which is down from the August number of 2.9%. Total unemployment for the area was 5.4% this time last year. Regarding the second employment survey, Wage and Salary Employment increased by 4,200 in September, to report a total of 444,400. The Manufacturing sector reported an increase of 100 positions in September to total 46,800. The Service sector reported a decrease of 1,000 positions totaling 224,800 positions. Trade reported a decrease of 1,300 positions this month, totaling 84,300 for September.

Construction Conditions

Residential construction activity in the metro area data was not available for September. We are working to get this information.

Freight Conditions

TIA reported September boarding at 103,317 passengers. Outgoing passenger counts fell by -26,978 over the previous month. This time last year, the airport reported a total 54,386 for the month. September cargo fell at the TIA, decreasing by -388 tons, and reporting a total of 4,769 tons shipped in September. Lastly, freight at the Port of Catoosa reported 89,082 of barge tonnage for the month. This is down vs. previous month by 47,495 in barge tonnage.

Enterprise Customers

Sewer customer totals decreased by 0 customers in September totaling 135,719. The current customer base is 1.8%, greater than this time last year. Water Customers also decreased by 0 customers in September totaling 141,777. The current customer base is 0.4%, greater than this time last year.

Price Indices

PPI was up in September at 219.0

MCI moved up 0.4% in September to 283.8

CPI-U moved up 0.4% in September to 259.6ⁱ

20 Year GO Bond rates moved up 5 basis points to 2.17% in September

Revenue Bond rates moved up 5 basis points to 2.53% in September

30-Day Treasury Bill rates moved up 1 basis points to 0.044% in September

ⁱ The annualized average for Fiscal year 2018 was 235.4. The annualized median for the last three Fiscal Years was 230.7

Tulsa Economic Indicators

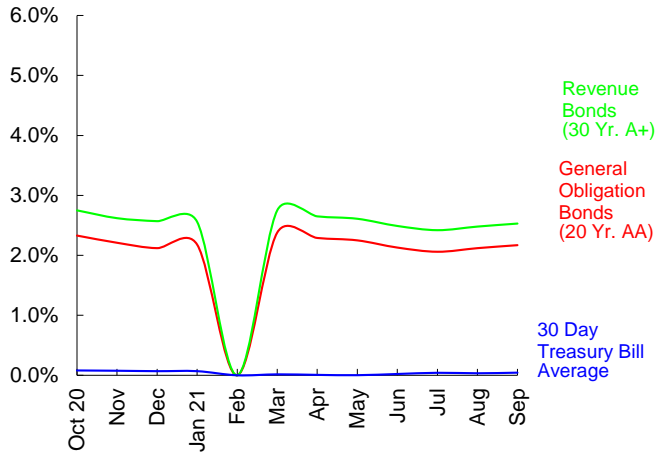
Most Recent Twelve Months

(unless otherwise Indicated)

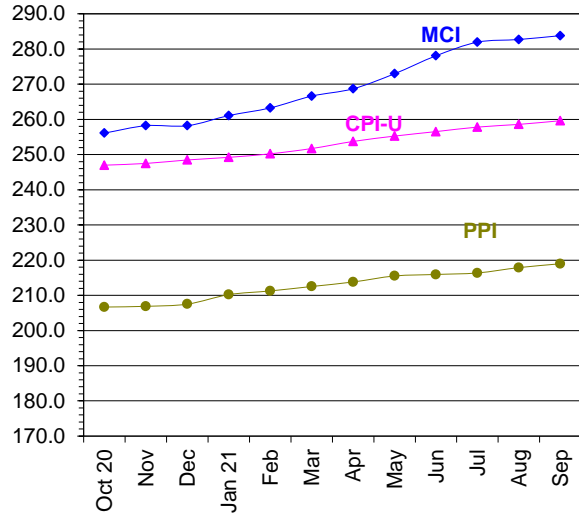
	October 20 to September 21	October 19 to September 20	Change
Wage & Salary			
Employment (TMSA 12 Mo. Avg.):			
	<u>Sep-21</u>	<u>Sep-20</u>	
Manufacturing	46,900	51,400	(8.8%)
Services	221,900	222,400	(0.2%)
Trade	82,500	82,800	(0.4%)
Other	<u>86,500</u>	<u>87,800</u>	(1.5%)
Total	437,800	444,400	(1.5%)
Unemployment Rates (TMSA 12 Mo. Avg.):			
	<u>Sep-21</u>	<u>Sep-20</u>	
Tulsa MSA	4.5%	6.1%	-1.6%
Oklahoma	4.3%	5.9%	-1.6%
United States	6.0%	7.3%	-1.3%
Air Passengers (Calendar YTD):			
	<u>Sep-21</u>	<u>Sep-20</u>	
Barge Tonnage (Calendar YTD):	845,200	485,600	74.1%
	1,049,000	1,630,800	(35.7%)
Price and Cost Indices:			
	<u>Sep-21</u>	<u>Sep-20</u>	
Consumer Price Index - Urban	259.6	247.0	5.1%
Producer Price Index	219.0	206.1	6.3%
Municipal Cost Index (Est.)	283.8	256.1	10.8%
(Indices are not adjusted for seasonality)			
Financial Rates (Monthly Avg.):			
	<u>Sep-21</u>	<u>Sep-20</u>	
30-Day Treasury Bill	0.044%	0.08%	(0.04)
Municipal General Obligation Bond			
Buyer 11 Bond Index (20 Yr. A-AAA)	2.17%	2.22%	(0.05)
Municipal Revenue Bond Buyer			
25 Bond Index (25 Yr. A-AA+)	2.53%	2.68%	(0.15)
Utilities:			
	<u>Sep-21</u>	<u>Sep-20</u>	
Water Customers	141,800	141,300	0.4%
Sewer Customers	135,700	133,300	1.8%

*Data unavailable at time of report. Therefore figure is a 12 month average forecast.

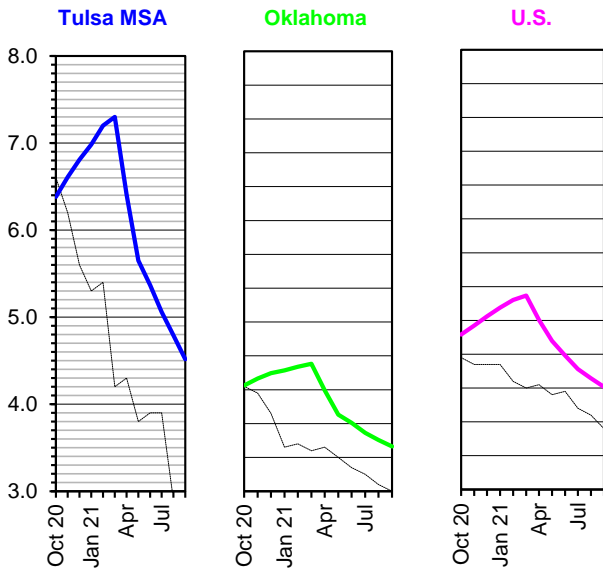
Rates on Municipal Investments and Cost of Financing**



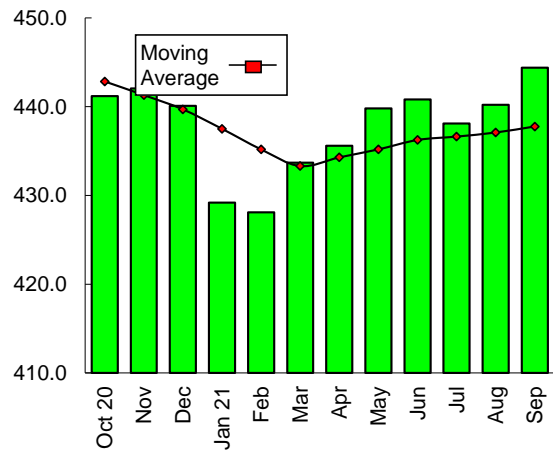
Consumers, Producers, and Municipal Price/Cost Indices



Monthly (- -) and Average (—) Unemployment Rates (Most Recent 12 Months)



Tulsa MSA Wage & Salary Employment and 12 Month Moving Average ('000's)




*Data unavailable at time of report. Therefore figure is a 12 month average forecast.

**Short Term Capital Purchases Summary (Fund 477) as of October 2021
2006 Sales Tax Capital Equipment Replacement Report**

Department/Entitiy	Appropriations	Month's Expenditures	Year to Date Expenditures	Encumbrances Commitments	Balance
Human Resources	\$ 40,000	\$ -	\$ -	\$ -	\$ 40,000
Finance	\$ 14,847	\$ 1,906	\$ 14,847	\$ -	-
Legal	\$ 4,800	\$ -	\$ -	\$ -	\$ 4,800
Asset Management	\$ 895,720	\$ 6,300	\$ 14,463	\$ 84,307	\$ 796,950
Information Technology	\$ 6,719,669	\$ 867,107	\$ 1,339,420	\$ 1,510,003	\$ 3,870,246
Police	\$ 4,363,029	\$ 276,817	\$ 493,092	\$ 2,748,177	\$ 1,121,760
Fire	\$ 917,476	\$ -	\$ 244,155	\$ 348,166	\$ 325,156
Municipal Court	\$ 23,538	\$ -	\$ -	\$ -	\$ 23,538
Engineering Services	\$ 217,630	\$ -	\$ -	\$ -	\$ 217,630
Streets & Stormwater	\$ 2,681,133	\$ 5,596	\$ 295,059	\$ 1,379,831	\$ 1,006,243
Parks & Recreation	\$ 955,506	\$ 4,206	\$ 7,820	\$ 246,263	\$ 701,423
Gilcreas Museum admin	\$ 48,105	\$ -	\$ -	\$ -	\$ 48,105
WIN	\$ 537,474	\$ 72,077	\$ 72,077	\$ 136,024	\$ 329,373
Development Services	\$ 188,100	\$ -	\$ -	\$ -	\$ 188,100
City Council	\$ 967	\$ -	\$ -	\$ 967	\$ 0
Transfer to Other Funds*	\$ 123,000	\$ -	\$ 123,000	\$ -	-
Transfer to River Parks*	\$ 42,000	\$ -	\$ 42,000	\$ -	-
Transfer to TAEMA*	\$ 32,000	\$ -	\$ 32,000	\$ -	-
Transportation Grants to MTTA*	\$ 115,000	\$ 115,000	\$ 115,000	\$ -	-
	\$ 17,919,994.00	\$ 1,349,009.90	\$ 2,792,933.70	\$ 6,453,736.87	\$ 8,673,323.43

* Total appropriation is transferred to the agency in a lump sum during the year and incorporated into their budget.

City of Tulsa
Department of Finance
FINANCIAL REPORT



SALES TAX OVERVIEW COMMITTEE

PERIOD ENDING **October 31, 2021**

City of Tulsa
Department of Finance
FINANCIAL REPORT



G. T. Bynum
Mayor

James Wagner
Director of Finance

MAYOR

G. T. Bynum

CITY COUNCIL

VANESSA HALL-HARPER.....DISTRICT 1
JEANNIE CUEDISTRICT 2
CRISTA PATRICKDISTRICT 3
KARA JOY MCKEEDISTRICT 4
MYKEY ARTHRELL-KNEZEK.....DISTRICT 5
CONNIE DODSONDISTRICT 6
LORI DECTER WRIGHTDISTRICT 7
PHIL LARKIN JRDISTRICT 8
JAYME FOWLERDISTRICT 9

CITY AUDITOR

CATHY CRISWELL

SALES TAX OVERVIEW COMMITTEE

Ashley Webb, Chair
Kathy Sebert, Vice Chair
Janae Bradford, Secretary

Rhonda Hinrichs
Paul McTighe

Kathy Sebert
Jesse Guardiola
Ellouise Cochran
Jonathan Hall
Scott Grizzle
Pamela Amburgy
Marcia Bruno-Todd

Linda Jenkins
Sylvia Powell
Renee Plocek
Ashley Webb
Jeff Covington
Alex Gomez
Janae Bradford
Steve King
Steven Watts
Mareo Johnson

SALES TAX OVERVIEW COMMITTEE REPORT
Table of Contents

<u>FUND NO.</u>	<u>PAGE NO.</u>
TABLE OF CONTENTS	3
CONSOLIDATED REPORTS	
Balance Sheets	4
Schedule of Sales Tax Revenue	5
402.....2006 SPECIAL EXTENDED SALES TAX.....	6
Statement of Revenue, Expenditures, and Encumbrances.....	7
405.....2014 EXTENDED 1.1% SALES TAX.....	10
Statement of Revenue, Expenditures, and Encumbrances.....	11
409.....2020 SALES TAX.....	15
Statement of Revenue, Expenditures, and Encumbrances.....	16
40002016 LIMITED PURPOSE TEMPORARY SALES TAX	18
Statement of Revenue, Expenditures, and Encumbrances.....	19
40012016 VISION ADVANCE FUNDED REVENUE BOND FUND	21
Statement of Revenue, Expenditures, and Encumbrances.....	22
40032016 VISION ADVANCE FUNDED REVENUE BOND FUND	24
Statement of Revenue, Expenditures, and Encumbrances.....	25
40042016 VISION ADVANCE FUNDED REVENUE BOND FUND	27
Statement of Revenue, Expenditures, and Encumbrances.....	28
4260-4266.....2008 GO BOND FUNDS	30
Statement of Revenue, Expenditures, and Encumbrances.....	31
4270-4274.....2014 GO BOND FUNDS	34
Statement of Revenue, Expenditures, and Encumbrances.....	35
4281-428X.....2020 GO BOND FUNDS	39
Statement of Revenue, Expenditures, and Encumbrances.....	40
COMBINED STATEMENT OF OTHER FUND ACTIVITY	43
(400, 401, 403, 404, 425)	44
BUDGET ACTIONS.....	45

**CITY OF TULSA, OKLAHOMA
SALES TAX OVERVIEW COMMITTEE REPORT
BALANCE SHEET
OCTOBER 2021**

	FUND 402 2006 SPECIAL EXTENDED SALES TAX	FUND 405 2014 EXTENDED 1.1% SALES TAX	FUND 409 2020 SALES TAX	FUND 4000 2016 LIMITED PURPOSE TEMPORARY SALES TAX	FUNDS 4260 through 4266 2008 GO BOND FUNDS	FUNDS 4270 through 4274 2014 GO BOND FUNDS	FUNDS 4281 through 4285 2020 GO BOND FUNDS	TOTAL
ASSETS:								
POOLED EQUITY WITH TREASURER ACCRED INTERST RECEIVABLE	\$14,748,378.12	\$234,355,622.97	\$11,854,009.64	\$60,109,097.67	\$19,540,539.11	\$90,911,997.96	\$12,498,800.22	\$431,519,645.47
OTHER CURRENT RECEIVABLES	46,541.27	732,103.93	16,669.76	157,273.88				\$952,588.84
TAX RECEIVABLE			5,476,464.38	9,796,786.24				\$9,796,786.24
				1,394,001.31				\$6,870,465.69
TOTAL ASSETS	\$14,794,919.39	\$235,087,726.90	\$17,347,143.78	\$71,457,159.10	\$19,540,539.11	\$90,911,997.96	\$12,498,800.22	\$449,139,486.24
LIABILITIES, RESERVES, AND FUND BALANCE:								
LIABILITIES AND RESERVE FOR ENC.:								
ACCOUNTS PAYABLE	4,837.50	37,781.35				55,907.99	61,332.86	98,526.84
CONTRACTS PAYABLE - RETAINAGE	175,082.83	2,503,327.16	3,651.84	404,894.85	665,583.97	2,610,552.64	65,143.08	6,363,093.29
CONTRACTS RETAINAGE CLEAR		20,413.40			294,095.52			314,508.92
PURCHASING CARD ESCROW								
DUE TO OTHER FUNDS		110,149.30						110,149.30
ADVANCES FROM OTHER FUNDS								
RESERVE FOR ENCUMBRANCES	3,286,507.33	67,547,781.91	10,790,861.86	20,311,255.52	11,308,544.05	29,206,339.16	6,110,477.31	142,451,289.83
RESERVE FOR COMMITMENTS								
UNENCUMBERED FUND BALANCE:								
APPROPRIATED	5,289,901.28	150,032,759.12	6,552,630.08	50,741,008.73	6,646,501.45	58,408,648.06	6,163,238.04	277,671,448.72
UNAPPROPRIATED	6,038,590.45	14,835,514.66			625,814.12	630,550.11	98,608.93	22,130,469.34
RESERVED FOR ADVANCES								
TOTAL FUND BALANCE	11,328,491.73	164,868,273.78	6,552,630.08	50,741,008.73	7,272,315.57	59,039,198.17	6,261,846.97	299,801,918.06
TOTAL LIABILITIES, RESERVES, AND FUND BALANCE	\$14,794,919.39	\$235,087,726.90	\$17,347,143.78	\$71,457,159.10	\$19,540,539.11	\$90,911,997.96	\$12,498,800.22	\$449,139,486.24

CITY OF TULSA, OKLAHOMA
SALES TAX OVERVIEW COMMITTEE REPORT
SCHEDULE OF SALES TAX REVENUE
October 2021

Month	COMPARISON TO BUDGET (2020-2021)			COMPARISON TO PRIOR YEAR				
	BUDGET	ACTUAL	DIFFERENCE	2019-2020	2020-2021	AMOUNT	PERCENT	
	AMOUNT	AMOUNT		ACTUAL	ACTUAL	INCREASE (DECREASE)	INCREASE/DECREASE ACTUAL BUDGET	
July	\$ 8,204,546.00	\$ 9,154,501.79	\$ 949,955.79	\$ 8,610,765.00	\$ 9,154,501.79	\$ 543,736.79	6.3%	-4.7%
August	\$ 8,300,632.00	\$ 9,359,983.20	1,059,351.20	\$ 8,698,132.00	\$ 9,359,983.20	661,851.20	7.6%	-4.6%
September	\$ 8,125,952.00	\$ 9,268,462.59	1,142,510.59	\$ 8,558,231.00	\$ 9,268,462.59	710,231.59	8.3%	-5.1%
October	\$ 8,122,870.00	\$ 9,163,471.87	1,040,601.87	\$ 8,513,070.00	\$ 9,163,471.87	650,401.87	7.6%	-4.6%
November		\$ -	-		\$ -	-	#DIV/0!	#DIV/0!
December		\$ -	-		\$ -	-	#DIV/0!	#DIV/0!
January		\$ -	-		\$ -	-	#DIV/0!	#DIV/0!
February		\$ -	-		\$ -	-	#DIV/0!	#DIV/0!
March		\$ -	-		\$ -	-	#DIV/0!	#DIV/0!
April		\$ -	-		\$ -	-	#DIV/0!	#DIV/0!
May		\$ -	-		\$ -	-	#DIV/0!	#DIV/0!
June		\$ -	-		\$ -	-	#DIV/0!	#DIV/0!
TOTAL	\$ 32,754,000.00	\$ 36,946,419.45	\$ 4,192,419.45	\$ 34,380,198.00	\$ 36,946,419.45	\$ 2,566,221.45	7.5%	-4.7%

PERCENT INCREASE (DECREASE) 11.35%

2006 SPECIAL EXTENDED SALES TAX

FUND 402

(SIXTH THIRD PENNY SALES TAX PROGRAM)

**CITY OF TULSA, OKLAHOMA
SALES TAX OVERVIEW COMMITTEE REPORT
FUND 402 - 2006 SPECIAL EXTENDED SALES TAX**

**STATEMENT OF REVENUES, EXPENDITURES AND ENCUMBRANCES
FOR THE FOUR MONTHS ENDED OCTOBER 31, 2021**

	FY ESTIMATED REVENUES/ LIFE-TO-DATE APPROPRIATIONS	CURRENT MONTH	ACTUAL YEAR TO DATE	LIFE TO DATE	OUTSTANDING REVENUES/ BALANCE OF APPROPRIATIONS
<u>Revenue</u>					
Sales Tax	\$	\$	\$	\$ 430,935,953.99	\$
Donations					
Interest on Investments		6,941.78	14,914.01	16,291,562.31	(14,914.01)
Intergovernmental Revenue Federal, State & Local grants Transfers from other funds					
Miscellaneous Revenue				1,424,225.61	
Total Revenue		6,941.78	14,914.01	448,651,741.91	-14,914.01
<u>Expenditures</u>					
Project Expenditures	271,811,704.47	369,726.72	960,778.66	258,176,388.03	13,635,316.44
Total Expenditures	271,811,704.47	369,726.72	960,778.66	258,176,388.03	13,635,316.44
Excess (Deficiency) of Revenue					
Over Expenditures			(945,864.65)	190,475,353.88	
Completed Projects				174,416,586.99	
Encumbrances			8,238,476.04	8,238,476.04	
Excess (Deficiency) of Revenue Over					
Expenditures and Encumbrances			(9,184,340.69)	7,820,290.85	
June 30, 2018 Ending Fund Balance					
Prior year expenditures			13,338,565.72		
June 30, 2018 Encumbrances			3,666,065.82		
Adjusted Beginning Fund Balance					
Ending Fund Balance			17,004,631.54		
			\$ 7,820,290.85	\$ 7,820,290.85	

Fund 402
2006 SPECIAL EXTEND SALES TAX

as of: 10/31/2021

FUND	PROJECT	TITLE	REVISED BUDGET	MTD ACTUAL	YTD ACTUAL	LTD ACTUAL	ENC	COMM	BALANCE
402	016100	Forensic Lab Expansion	14,729,241.90	0.00	0.00	14,729,241.90	0.00	0.00	0.00
402	016130	Replace 2 Police Helicopters	4,344,475.00	0.00	0.00	4,344,475.00	0.00	0.00	0.00
402	016200	Apparatus Replacement	12,863,575.91	0.00	0.00	12,863,575.91	0.00	0.00	(0.00)
402	016240	Site Acq. For Addnl. Station	5,300,000.00	1,710.00	276,871.64	2,054,492.62	2,753,415.61	0.00	492,091.77
402	016310	Network System Replacement	1,402,150.04	0.00	0.00	1,402,150.04	0.00	0.00	0.00
402	017110	General Park Improvements	4,829,359.78	4,837.50	52,395.00	4,810,735.33	13,237.50	0.00	5,386.95
402	017120	Golf Course Development	459,640.57	0.00	0.00	459,640.57	0.00	0.00	0.00
402	017140	Tulsa Zoo Department	2,938,780.81	0.00	0.00	2,938,780.81	0.00	0.00	0.00
402	060020	Comprehensive Plan Update	649,253.49	0.00	0.00	649,253.49	0.00	0.00	0.00
402	060040	Equipment Mgmt Projects	2,242,000.00	0.00	0.00	2,242,000.00	0.00	0.00	0.00
402	062100	Unservd Area & Offsite Mns	7,200,000.00	0.00	0.00	7,200,000.00	0.00	0.00	0.00
402	062120	Sswwtp 71 Ls Expansion	400,000.00	0.00	0.00	400,000.00	0.00	0.00	0.00
402	062130	Spunky Crk Bsn Ms & Ls	9,497,696.77	0.00	0.00	9,497,696.77	(0.00)	0.00	(0.00)
402	062140	Lower Bird Creek Wwtp Expn	11,000,000.00	0.00	0.00	11,000,000.00	0.00	0.00	(0.00)
402	063101	Fred Creek Drainage Imprv	12,250,000.00	0.00	0.00	12,250,000.00	0.00	0.00	0.00
402	063106	Elm Crk 6th St Drainage	2,000,000.00	0.00	0.00	2,000,000.00	(0.00)	0.00	0.00
402	063107	Citywide Mdp Updates	450,000.00	0.00	0.00	450,000.00	0.00	0.00	0.00
402	063109	Engr And Insp Svc-Fc	500,000.00	0.00	0.00	500,000.00	0.00	0.00	0.00
402	064001	Arterial Streets Rehab	28,169,343.33	345,376.88	481,321.38	27,804,888.33	53,921.83	0.00	310,533.17
402	064002	Residential Streets Rehab	25,849,169.10	0.00	0.00	25,815,173.80	0.00	0.00	33,995.30
402	064003	Traffic Signals & Lighting	2,600,000.00	0.00	0.00	2,599,970.00	0.00	0.00	30.00
402	064004	TRAFFIC SIGNAL SYNCH	1,700,000.00	0.00	0.00	1,692,173.06	0.00	0.00	7,826.94
402	064005	St Surface Rpr & Crack Seal	10,000,000.00	0.00	0.00	10,000,000.00	0.00	0.00	(0.00)
402	064060	Bridge Replacement	2,500,000.00	0.00	0.00	2,499,613.73	385.00	0.00	1.27
402	064062	Bridge Rehab/Repair Cw	2,500,000.00	0.00	(5,213.46)	2,475,702.86	24,297.14	0.00	0.00
402	064093	City Match-Fed/St/Co Projs	1,500,000.00	0.00	0.00	1,410,000.00	90,000.00	0.00	0.00
402	064101	41St-Garnett To 129Th E Ave	500,000.00	0.00	0.00	498,500.00	1,500.00	0.00	0.00
402	064102	81St-Memorial To Mingo	7,402,272.09	0.00	0.00	7,402,272.09	0.00	0.00	0.00
402	064103	91St & Harvard Intersection	2,217,000.00	0.00	0.00	2,217,000.00	0.00	0.00	0.00
402	064104	91St And Sheridan Inters	4,417,718.54	0.00	0.00	4,414,613.00	0.00	0.00	3,105.54
402	064105	61St St Riverside To Peoria	800,000.00	20.72	103.61	705,714.73	23,660.27	0.00	70,625.00
402	064106	Garnett-11Th To I-244	500,000.00	0.00	0.00	499,555.00	0.00	0.00	445.00
402	064107	Mingo 71St To 81St	500,000.00	0.00	0.00	498,721.40	0.00	0.00	1,278.60
402	064108	Pine St-Memorial To Mingo	500,000.00	6,158.53	9,538.31	440,356.40	58,734.58	0.00	909.02
402	064109	129Th-31St To 41St	5,500,000.00	0.00	0.00	5,500,000.00	0.00	0.00	0.00
402	064110	61St-Riverside To Peoria	7,369,000.00	0.00	0.00	7,369,000.00	0.00	0.00	(0.00)
402	064111	91St-Memorial To Mingo	500,000.00	0.00	0.00	59,808.17	0.00	0.00	440,191.83
402	065100	Public Facilities Renov	7,080,000.00	11,623.09	11,623.09	6,690,805.05	241,462.01	0.00	147,732.94
402	065300	Energy Efficiency Facil Impr	1,600,000.00	0.00	0.00	1,134,165.67	70,052.83	0.00	395,781.50
402	065320	Gilcrease Museum Renovation	3,342,500.00	0.00	0.00	3,342,089.45	410.55	0.00	0.00
402	065330	Performing Arts Ctr Renova	1,560,000.00	0.00	0.00	1,560,000.00	0.00	0.00	0.00
402	066210	New Fs 11-11Th/177Th	0.00	0.00	0.00	0.00	0.00	0.00	0.00
402	066220	Homeland Sec Equip Facil	2,708,852.22	0.00	0.00	2,708,852.22	0.00	0.00	0.00
402	066310	Weather Alert Sirens Repl	1,694,929.61	0.00	0.00	1,694,929.61	0.00	0.00	0.00

Fund 402
2006 SPECIAL EXTEND SALES TAX

as of: 10/31/2021

FUND	PROJECT	TITLE	REVISED BUDGET	MTD ACTUAL	YTD ACTUAL	LTD ACTUAL	ENC	COMM	BALANCE
402	066320	61St Twr Comm Shelter Repl	299,964.04	0.00	0.00	299,964.04	0.00	0.00	0.00
402	066330	Pwr Prtct Bok Comm Site Bok	104,569.00	0.00	0.00	104,569.00	0.00	0.00	0.00
402	066340	Log Sys 800 Mhz Radio Sys	118,787.61	0.00	0.00	118,787.61	0.00	0.00	0.00
402	066350	Computer Sys Repl/Enhance	511,449.95	0.00	0.00	511,449.95	0.00	0.00	0.00
402	067120	Plgnd Splashpad Park Surfs	3,095,280.61	0.00	0.00	3,024,686.42	0.00	0.00	70,594.19
402	067130	Playground Equip Repl/Renov	1,063,517.00	0.00	0.00	1,054,597.78	0.00	0.00	8,919.22
402	067170	Carl Smith Facil Devel	235,421.96	0.00	0.00	231,991.95	3,430.01	0.00	0.00
402	067510	Trails Resurf And Widening	2,924,423.01	0.00	0.00	2,924,423.01	0.00	0.00	0.00
402	067520	EST BANK IMPR 11TH-21STS	5,250,000.00	0.00	0.00	346,031.29	0.00	4,903,968.71	0.00
402	067530	RVR WST FESTIVAL PRK RENOV	7,491,683.05	0.00	0.00	7,491,683.05	0.00	0.00	0.00
402	067540	RIVER PRKS FACIL REHAB/REPL	345,186.15	0.00	0.00	345,186.15	0.00	0.00	0.00
402	068100	Tda Downtown Prop Acq	1,720,000.00	0.00	0.00	1,720,000.00	0.00	0.00	0.00
402	068110	Kendall Whittier Plan Impl	5,000,000.00	0.00	0.00	5,000,000.00	0.00	0.00	0.00
402	068120	Dirty Butter Crk Acq Ph2	2,096,066.28	0.00	0.00	2,096,066.28	0.00	0.00	(0.00)
402	068130	Downtown Signage	1,813,710.24	0.00	0.00	1,813,710.24	0.00	0.00	0.00
402	068140	Econ Devel Infrastructure	3,000,000.00	0.00	0.00	3,000,000.00	0.00	0.00	0.00
402	068160	New Parking Garage	5,000,000.00	0.00	0.00	2,301,726.39	0.00	0.00	2,698,273.61
402	069100	Mta System Projects	2,410,000.00	0.00	0.00	2,402,136.89	0.00	0.00	7,863.11
402	096005	Electronic Ticketing Equip	182,707.40	0.00	0.00	182,707.40	0.00	0.00	0.00
402	144104	Riverside Dr & Rltd Infrstr	250,252.64	0.00	0.00	250,252.64	0.00	0.00	0.00
402	146200	Fire - SCBA	94,389.51	0.00	0.00	94,389.51	0.00	0.00	0.00
402	156000	Radio Sys Upgrd & Assc Equip	3,545,000.00	0.00	0.00	3,545,000.00	0.00	0.00	0.00
402	170101	Capital Equipment	172,000.00	0.00	0.00	172,000.00	0.00	0.00	0.00
402	203400001Z	Tulsa Zoo Department	1,027,836.86	0.00	0.00	451,650.93	0.00	0.00	576,185.93
402	914411	Tulsa Trails	1,492,500.00	0.00	0.00	1,492,500.00	0.00	0.00	(0.00)
402	962301	Tulsa Convention Center Impr	2,000,000.00	0.00	0.00	1,981,869.61	0.00	0.00	18,130.39
402	966120	Gilcrease Exp Osage Exp-41st	4,500,000.00	0.00	0.00	4,500,000.00	0.00	0.00	0.00
			\$ 271,811,704.47	\$ 369,726.72	\$ 826,639.57	\$ 258,283,327.15	\$ 3,334,507.33	\$ 4,903,968.71	\$ 5,289,901.28

2014 EXTENDED 1.1% SALES TAX

FUND 405

(2014 EXTENDED 1.1% SALES TAX FUND)

**CITY OF TULSA, OKLAHOMA
SALES TAX OVERVIEW COMMITTEE REPORT
FUND 405 - 2014 EXTENDED 1.1% SALES TAX**

**STATEMENT OF REVENUES, EXPENDITURES AND ENCUMBRANCES
FOR THE FOUR MONTHS ENDED OCTOBER 31, 2021**

	FY ESTIMATED REVENUES/ LIFE-TO-DATE APPROPRIATIONS	CURRENT MONTH	ACTUAL YEAR TO DATE	LIFE TO DATE	OUTSTANDING REVENUES/ BALANCE OF APPROPRIATIONS
Revenue					
Sales Tax	\$	\$	\$	\$ 551,323,376.53	\$
Donations					
Interest on Investments		109,968.95	469,056.75	15,111,220.78	(469,056.75)
Intergovernmental Revenue Federal, State & Local grants Transfers from other funds					
Miscellaneous Revenue				98,580.75	
Total Revenue		109,968.95	469,056.75	566,533,178.06	-469,056.75
Expenditures					
Project Expenditures	567,377,763.82	3,195,774.49	16,062,130.72	345,056,761.87	222,321,001.95
Total Expenditures	567,377,763.82	3,195,774.49	16,062,130.72	345,056,761.87	222,321,001.95
Excess (Deficiency) of Revenue Over Expenditures			(15,593,073.97)	221,476,416.19	
Completed Projects Encumbrances			68,246,727.21	68,246,727.21	
Excess (Deficiency) of Revenue Over Expenditures and Encumbrances			(83,839,801.18)	153,229,688.98	
June 30, 2018 Ending Fund Balance			169,890,740.39		
Prior year expenditures					
June 30, 2018 Encumbrances			67,178,749.77		
Adjusted Beginning Fund Balance			237,069,490.16		
Ending Fund Balance			\$ 153,229,688.98	\$ 153,229,688.98	

Fund 405

2014 SALES TAX

as of: 10/31/2021

FUND	PROJECT	TITLE	REVISED BUDGET	MTD ACTUAL	YTD ACTUAL	LTD ACTUAL	ENC	COMM	BALANCE
405	140040	Cng Fuel Expansion	1,800,000.00	0.00	0.00	1,787,810.17	0.00	0.00	12,189.83
405	140050	Radio Frequency ID Devices	750,000.00	0.00	0.00	0.00	0.00	0.00	750,000.00
405	140060	Emd Emergency Generators	200,000.00	0.00	0.00	191,890.18	8,109.82	0.00	0.00
405	140070	Emd Facilities Maintenance	1,000,000.00	0.00	0.00	833,020.46	(0.00)	0.00	166,979.54
405	140080	Emd Lights, Hvac, Plumbing	2,300,000.00	43,943.50	267,123.81	942,989.98	209,957.51	0.00	1,147,052.51
405	140100	Capital Equipment	46,235,000.00	0.00	0.00	46,234,996.00	0.00	0.00	4.00
405	143001	Levee District #12 Rehab	3,400,000.00	24,750.00	24,750.00	358,538.20	151,541.45	0.00	2,889,920.35
405	144003	Citywide Guardrail Repl	1,000,000.00	0.00	0.00	444,456.65	15,000.00	0.00	540,543.35
405	144004	CW Traffic Signalization	2,000,000.00	0.00	73,359.51	1,227,242.93	239,999.25	0.00	532,757.82
405	144005	Roadway & Pedestrian Lights	1,000,000.00	2,500.00	2,500.00	855,514.30	41,965.10	0.00	102,520.60
405	144006	Signing Pvmt Mark Dlintion	2,510,000.00	0.00	0.00	1,403,813.75	238,383.13	0.00	867,803.12
405	144007	Traffic Calming & Safety	1,000,000.00	3,597.35	6,849.86	975,907.21	24,092.79	0.00	0.00
405	144008	TRAFFIC SIGNAL INSTALLATION	3,045,164.92	0.00	10,209.00	2,412,429.81	64,285.80	0.00	568,449.31
405	144009	TRAFFIC SIGNAL POLE RPL	1,000,000.00	88.90	88.90	775,795.79	18,303.16	0.00	205,901.05
405	144010	Creek Turnpike Trail Bridge	200,000.00	0.00	0.00	0.00	0.00	0.00	200,000.00
405	144011	GPS Emgency Vehicle Preemp Sys	400,000.00	0.00	0.00	0.00	0.00	0.00	400,000.00
405	144017	Art Street Rehab & Citywide	127,340,000.00	1,084,242.03	2,862,523.90	62,249,373.27	4,392,970.20	62,500.00	60,635,156.53
405	144018	Bike Ped Master Plan Improv	4,200,000.00	10,465.98	55,566.15	4,128,543.64	40,940.91	0.00	30,515.45
405	144019	IDL Entrance Rehab	3,000,000.00	0.00	0.00	3,000,000.00	0.00	0.00	(0.00)
405	144020	Citywide-Arterial Rt&Pv Main	3,120,000.00	473,347.28	956,595.25	1,828,857.49	1,074,196.93	0.00	216,945.58
405	144063	Bridge Replacement And Rehab	14,685,000.00	58,195.88	81,452.55	5,245,700.54	2,451,976.45	0.00	6,987,323.01
405	144093	Citywide Matching Funds	3,429,500.00	0.00	0.00	3,429,500.00	(0.00)	0.00	0.00
405	144094	ODOT Rehab & Replacement	3,800,000.00	18,929.75	29,291.25	3,338,933.39	461,066.61	0.00	0.00
405	144101	Yale Ave 81St - 91St Wdn	35,250,000.00	1,200.29	5,201.76	5,124,401.55	18,059,229.17	0.00	12,066,369.28
405	144102	81St St Sheridan - Meml Wdn	12,000,000.00	71,615.00	875,051.76	2,214,247.58	8,028,192.37	0.00	1,757,560.05
405	144103	Yale 96th - 101st St Wdn	13,000,000.00	305,280.60	1,126,549.86	10,289,541.84	946,103.74	0.00	1,764,354.42
405	144104	Riverside Dr & Rltd Infrstr	19,000,000.00	0.00	250,060.34	18,391,737.27	24,291.91	0.00	583,970.82
405	144105	25 W Ave: Edison-Apache (DS-W)	750,000.00	47,592.68	132,517.12	138,034.81	177,444.88	0.00	434,520.31
405	144108	Pine St: Mingo-U.S. 169 (DS-W)	500,000.00	0.00	0.00	0.00	0.00	0.00	500,000.00
405	144109	Ada Transition Plan - Street	10,200,000.00	55,723.28	111,678.46	3,614,672.05	2,206,831.68	0.00	4,378,496.27
405	144120	Gilcrease Exp Local Match	7,500,000.00	955.03	3,858.89	3,401,883.07	1,027,314.82	0.00	3,070,802.11
405	145100	Ada Transition Plan - Bldgs	1,275,000.00	0.00	0.00	444,083.54	105,676.70	0.00	725,239.76
405	145200	Ada Transition Plan - Parks	1,140,000.00	190,482.73	244,646.86	789,492.22	17,417.05	0.00	333,090.73
405	145300	Public Facilities, Otc	3,295,000.00	0.00	0.00	662,473.43	365,791.57	0.00	2,266,735.00
405	145330	Pac - Fire Alarm System	520,000.00	0.00	0.00	279,088.07	0.00	0.00	240,911.93
405	145340	Pac - Fire Sprinklers	1,140,000.00	0.00	0.00	536,750.40	7,795.85	0.00	595,453.75
405	145350	Pac - Renovations	1,840,000.00	0.00	21,553.76	1,004,986.28	138,093.54	0.00	696,920.18
405	145360	Pac - Fan Coil Replacement	555,000.00	0.00	0.00	548,127.45	6,872.55	0.00	0.00
405	145370	Pac - Hvac Motor Replacement	175,000.00	0.00	0.00	20,000.00	155,000.00	0.00	0.00
405	145380	PAC: Roof Replacement	1,300,000.00	1,244.11	768,213.25	1,155,587.60	144,412.40	0.00	(0.00)
405	145400	Public Facilities, Roofing	3,000,000.00	4,283.05	4,770.55	2,282,450.59	214,004.96	0.00	503,544.45
405	145500	Animal Shelter Expn Ph 1	2,750,000.00	0.00	16,265.27	153,729.35	389,780.06	0.00	2,206,490.59
405	145600	Animal Shelter Facility Imp	750,000.00	0.00	0.00	705,467.71	0.00	0.00	44,532.29
405	145610	Gm - Cctv Camera Upgrade	491,854.46	0.00	0.00	491,854.46	0.00	0.00	0.00

Fund 405

2014 SALES TAX

as of: 10/31/2021

FUND	PROJECT	TITLE	REVISED BUDGET	MTD ACTUAL	YTD ACTUAL	LTD ACTUAL	ENC	COMM	BALANCE
405	145620	Gilcrease Lib/Arch Storage	300,000.00	0.00	0.00	300,000.00	0.00	0.00	0.00
405	145630	Helmerich Hall Floor Repl	1,374.12	0.00	0.00	1,374.12	0.00	0.00	(0.00)
405	145640	Gilcrease: Gallery wood floor	0.00	0.00	0.00	0.00	0.00	0.00	0.00
405	145650	GM - Grease Trap & Sewer	54,047.48	0.00	0.00	54,047.48	0.00	0.00	0.00
405	145660	GM - Gallery Lighting Cntrls	218,393.61	0.00	0.00	218,393.61	(0.00)	0.00	0.00
405	145670	GM - Fire Suppression	43,119.58	0.00	0.00	43,119.51	0.00	0.00	0.07
405	145680	Gilcrease: Kitchen renovation	0.00	0.00	0.00	0.00	0.00	0.00	(0.00)
405	145690	GM - Perimeter Fence	30,595.39	0.00	0.00	30,595.39	0.00	0.00	0.00
405	145700	GM - Public Restroom	11,553.31	0.00	0.00	11,553.31	0.00	0.00	(0.00)
405	145710	Gilcrease: Restore N Park	0.00	0.00	0.00	0.00	0.00	0.00	0.00
405	145710A	Gilcrease: Restore N Park	0.00	0.00	0.00	0.00	0.00	0.00	0.00
405	145720	GM HVAC Humidification	1,078,145.54	0.00	0.00	976,129.11	0.00	0.00	102,016.43
405	145730	Gilcrease: Chromatic Glass	0.00	0.00	0.00	0.00	0.00	0.00	0.00
405	145740	GM Chilled Water Drive	155,000.00	0.00	0.00	155,000.00	0.00	0.00	0.00
405	145750	GM HVAC Controls	400,000.00	0.00	0.00	400,000.00	0.00	0.00	0.00
405	145760	GM - Halon Fire Suppression	632,623.06	0.00	0.00	632,623.06	0.00	0.00	(0.00)
405	145770	Gilcrease: Parking Expansion	0.00	0.00	0.00	0.00	0.00	0.00	0.00
405	145780	GM - Roof Replacement	1,322,531.58	0.00	0.00	1,322,531.58	(0.00)	0.00	0.00
405	145790	GM - Thoms Gilcrease Roof	518,324.73	0.00	0.00	518,324.73	(0.00)	0.00	(0.00)
405	145800	Tulsa Centrl Library Project	10,000,000.00	0.00	0.00	10,000,000.00	0.00	0.00	0.00
405	146100	Helicopter Replacement	2,802,000.00	0.00	0.00	2,802,000.00	0.00	0.00	0.00
405	146110	Police Academy-Crt-Compstat	4,040,000.00	0.00	0.00	2,924,212.92	(0.00)	0.00	1,115,787.08
405	146120	Uniform Division Renovations	3,000,000.00	9,307.42	36,938.32	289,503.46	101,159.54	0.00	2,609,337.00
405	146130	Police Capital Equipment	22,265,000.00	0.00	0.00	22,265,000.00	0.00	0.00	0.00
405	146200	Fire - SCBA	2,600,000.00	0.00	0.00	2,600,000.00	0.00	0.00	0.00
405	146210	Apparatus Replacement	17,000,000.00	0.00	0.00	14,575,012.51	1,630,222.13	0.00	794,765.36
405	146220	Fire Station Rehabilitation	7,250,000.00	35,306.40	365,077.26	5,962,288.33	348,169.53	99,500.00	840,042.14
405	146230	Fire Station Generators	1,500,000.00	0.00	0.00	1,092,840.84	407,159.16	0.00	(0.00)
405	146240	Fire Department Facilities	2,000,000.00	0.00	3,388.06	168,679.44	73,982.56	0.00	1,757,338.00
405	146300	Financial Sys Replacement	10,000,000.00	113,504.50	113,504.50	8,627,078.36	999,856.14	0.00	373,065.50
405	146310	Law Enforcement Records Mgmt	6,530,000.00	61,456.26	230,499.55	4,621,659.00	1,908,341.00	0.00	(0.00)
405	147100	Rp - Park Facilities Refurb	4,000,000.00	0.00	9,890.00	2,972,117.91	0.00	0.00	1,027,882.09
405	147120	Reed - Pool Reconstruction	2,410,000.00	0.00	7,700.28	217,669.67	2,192,330.33	0.00	0.00
405	147130	Security System Upgrades	160,000.00	0.00	1,060.33	86,768.78	58,128.00	0.00	15,103.22
405	147140	Tiger & Snow Leopard Exhibit	3,165,497.09	0.00	0.00	3,165,497.09	0.00	0.00	0.00
405	147150	Carnivores Exhibits	8,000,000.00	0.00	0.00	619.32	7,999,380.68	0.00	0.00
405	147160	Hicks Park Improvements	635,000.00	0.00	0.00	483,214.70	1,686.55	0.00	150,098.75
405	147170	Hunter: Restroom (Exp & Repr)	400,000.00	0.00	0.00	0.00	0.00	0.00	400,000.00
405	147180	Lacy Park Master Plan - Ph 1	3,600,000.00	0.00	0.00	3,594,825.97	0.00	0.00	5,174.03
405	147190	Water Playgrounds	1,580,000.00	0.00	329,869.77	1,418,899.62	161,100.38	0.00	(0.00)
405	147200	Rp - Pedestrian Bridge Imp	7,760,000.00	0.00	0.00	7,743,717.33	16,281.67	0.00	1.00
405	147210	Mohawk Golf Club House	265,000.00	434.40	5,794.40	184,189.74	0.00	0.00	80,810.26
405	147220	Page Belcher Improvements	400,000.00	0.00	0.00	176,814.20	0.00	0.00	223,185.80
405	147230	Savage Park Improvements	120,000.00	105.40	105.40	13,403.99	9,617.02	0.00	96,978.99

Fund 405

2014 SALES TAX

as of: 10/31/2021

FUND	PROJECT	TITLE	REVISED BUDGET	MTD ACTUAL	YTD ACTUAL	LTD ACTUAL	ENC	COMM	BALANCE
405	147240	Whiteside Plumbing Repairs	355,000.00	0.00	0.00	251,097.34	0.00	0.00	103,902.66
405	147250	Woodward: Comp Landscaping	4,850,000.00	9,958.17	41,284.31	265,608.87	581,925.86	0.00	4,002,465.27
405	147260	Cousins Park Improvements	1,975,000.00	0.00	0.00	0.00	0.00	0.00	1,975,000.00
405	147270	Carl Smith Improvements	185,000.00	0.00	0.00	14,837.35	7,388.98	0.00	162,773.67
405	147300	Berry - Pool Reconstruction	2,424,185.98	0.00	0.00	0.00	0.00	0.00	2,424,185.98
405	147400	Lacy - Pool	2,640,000.00	0.00	0.00	2,626,193.52	2,450.08	0.00	11,356.40
405	147500	Mcclure - Pool	4,725,000.00	0.00	0.00	4,487,848.77	10,372.73	0.00	226,778.50
405	147510	Whiteside Pool	1,350,000.00	0.00	0.00	1,342,501.62	0.00	0.00	7,498.38
405	147520	Playground Safety Surfaces	7,300,000.00	171.76	11,511.67	2,568,675.31	1,000,648.07	0.00	3,730,676.62
405	148100	Annual Economic Development	6,675,000.00	9,178.83	9,699.33	2,889,036.33	2,810,821.17	0.00	975,142.50
405	148110	Op Ser - Strategic Mobility	1,500,000.00	19,178.95	19,178.95	528,679.00	20,000.00	0.00	951,321.00
405	148120	Op Ser - Corridor & Small Ar	2,000,000.00	13,100.00	51,220.00	618,088.24	473,941.34	0.00	907,970.42
405	148130	Op Ser - Northland Str. Acq	5,000,000.00	0.00	2,537.91	505,853.96	1,940,949.52	0.00	2,553,196.52
405	148140	Retail and Res Development	4,000,000.00	0.00	0.00	3,998,400.00	0.00	0.00	1,600.00
405	148150	Pearl District Flood Control	5,000,000.00	0.00	85.00	2,747,184.21	120,865.36	0.00	2,131,950.43
405	148160	Charles Page Boulevard - Plan	445,000.00	0.00	0.00	0.00	0.00	0.00	445,000.00
405	148170	Eugene Field Redevelopment	10,900,000.00	525,634.96	614,087.96	7,054,271.81	3,086,869.91	0.00	758,858.28
405	148180	Route 66 Restrooms & Parking	550,000.00	0.00	0.00	524,394.54	5.00	0.00	25,600.46
405	149100	Transit Coach & Lift Match	14,750,000.00	0.00	0.00	8,552,272.80	0.00	0.00	6,197,727.20
405	149200	Peoria (Brt) Project	14,052,005.06	0.00	0.00	13,634,708.55	151,761.32	0.00	265,535.19
405	193400000Z	Zoo Playground	1,650,000.00	0.00	0.00	1,451,728.18	0.00	0.00	198,271.82
405	2059FR0046	Consulting Services - Match	70,500.00	0.00	0.00	27,488.00	0.00	0.00	43,012.00
405	2125X0001Z	Computer Aided Dispatch (CAD)	660,000.00	0.00	0.00	264,955.00	395,045.00	0.00	0.00
405	2132X0001Z	MTTA Parking Lot	947,994.94	0.00	0.00	0.00	0.00	0.00	947,994.94
405	2134B0001Z	Gilcrease Museum Facility Imp	3,323,517.89	0.00	0.00	225,990.90	127,225.82	0.00	2,970,301.17
			\$ 567,422,928.74	\$ 3,195,774.49	\$ 9,784,111.06	\$ 349,143,442.41	\$ 68,084,727.21	\$ 162,000.00	\$ 150,032,759.12

2020 SALES TAX

FUND 409

(2020 SALES TAX FUND)

**CITY OF TULSA, OKLAHOMA
SALES TAX OVERVIEW COMMITTEE REPORT
FUND 409 - 2020 SALES TAX**

**STATEMENT OF REVENUES, EXPENDITURES AND ENCUMBRANCES
FOR THE FOUR MONTHS ENDED OCTOBER 31, 2021**

	FY ESTIMATED REVENUES/ LIFE-TO-DATE APPROPRIATIONS	CURRENT MONTH	ACTUAL YEAR TO DATE	LIFE TO DATE	OUTSTANDING REVENUES/ BALANCE OF APPROPRIATIONS
<u>Revenue</u>					
Sales Tax	\$ 34,755,512.00	\$ 3,285,707.05	\$ 13,247,720.14	\$ 16,563,238.78	\$ 21,507,791.86
Donations					
Interest on Investments		5,898.86	19,731.26	19,731.26	(19,731.26)
Intergovernmental Revenue					
Federal, State & Local grants					
Transfers from other funds					
Miscellaneous Revenue					
Total Revenue	<u>34,755,512.00</u>	<u>3,291,605.91</u>	<u>13,267,451.40</u>	<u>16,582,970.04</u>	<u>21,488,060.60</u>
<u>Expenditures</u>					
Project Expenditures	33,417,778.00	3,559,416.82	6,572,055.66	6,605,649.40	26,812,128.60
Total Expenditures	<u>33,417,778.00</u>	<u>3,559,416.82</u>	<u>6,572,055.66</u>	<u>6,605,649.40</u>	<u>26,812,128.60</u>
Excess (Deficiency) of Revenue Over Expenditures			6,695,395.74	9,977,320.64	
Completed Projects Encumbrances			<u>10,793,761.86</u>	<u>10,793,761.86</u>	
Excess (Deficiency) of Revenue Over Expenditures and Encumbrances			(4,098,366.12)	(816,441.22)	
June 30, 2018 Ending Fund Balance			3,181,493.90		
Prior year expenditures					
June 30, 2018 Encumbrances			<u>100,431.00</u>		
Adjusted Beginning Fund Balance			3,281,924.90		
Ending Fund Balance			<u>\$ -816,441.22</u>	<u>\$ -816,441.22</u>	

Fund 409

2022 SALES TAX

as of: 10/31/2021

FUND	PROJECT	TITLE	REVISED BUDGET	MTD ACTUAL	YTD ACTUAL	LTD ACTUAL	ENC	COMM	BALANCE
409	2215X00001	Capital Equipment	11,277,778.00	939,814.83	3,759,259.32	3,759,259.32	0.00	0.00	7,518,518.68
409	2225X00013	Fire Apparatus and Equipment	10,400,000.00	2,613,629.11	2,731,401.61	2,731,401.61	6,690,430.86	2,900.00	975,267.53
409	2225X00014	911 Station Alert System	500,000.00	0.00	0.00	0.00	0.00	0.00	500,000.00
409	2225X00016	Municipal Lockup Data Storage	510,000.00	0.00	0.00	0.00	0.00	0.00	510,000.00
409	2234B00000	Greenwood Cultural Center Reha	500,000.00	5,972.88	81,394.73	114,988.47	100,431.00	0.00	284,580.53
409	2234B00006	CW- Public Facilities - Roofs	600,000.00	0.00	0.00	0.00	0.00	0.00	600,000.00
409	2234B00007	Animal Shelter Phase II	2,080,000.00	0.00	0.00	0.00	0.00	0.00	2,080,000.00
409	2234B00008	One Technology Center - Maint/	300,000.00	0.00	0.00	0.00	0.00	0.00	300,000.00
409	2234B00024	CW - Public Facilities Rehab/R	450,000.00	0.00	0.00	0.00	0.00	0.00	450,000.00
409	2234B00025	ADA Imp for City Facilities	250,000.00	0.00	0.00	0.00	0.00	0.00	250,000.00
409	2235X00019	Transit Fleet Replacement	1,250,000.00	0.00	0.00	0.00	0.00	0.00	1,250,000.00
409	2236S00002	Parking Facilities	4,000,000.00	0.00	0.00	0.00	4,000,000.00	0.00	0.00
409	2244P00012	Fred Johnson Rehab	500,000.00	0.00	0.00	0.00	0.00	0.00	500,000.00
409	2258X00017	CW - Eco Devo Infrastructure	800,000.00	0.00	0.00	0.00	0.00	0.00	800,000.00
			\$ 33,417,778.00	\$ 3,559,416.82	\$ 6,572,055.66	\$ 6,605,649.40	\$ 10,790,861.86	\$ 2,900.00	\$ 16,018,366.74

**2016 VISION TULSA ECONOMIC
DEVELOPMENT SALES FUND**

FUND 4000

(2016 LIMITED PURPOSE TEMPORARY SALES TAX FUND)

**CITY OF TULSA, OKLAHOMA
SALES TAX OVERVIEW COMMITTEE REPORT
FUND 4000 - 2016 VISION TULSA ECONOMIC DEVELOPMENT
STATEMENT OF REVENUES, EXPENDITURES AND ENCUMBRANCES
FOR THE FOUR MONTHS ENDED OCTOBER 31, 2021**

	FY ESTIMATED REVENUES/ LIFE-TO-DATE APPROPRIATIONS	CURRENT MONTH	ACTUAL YEAR TO DATE	LIFE TO DATE	OUTSTANDING REVENUES/ BALANCE OF APPROPRIATIONS
<u>Revenue</u>					
Sales Tax	\$ 62,173,750.00	\$ 6,612,517.18	\$ 25,834,053.25	\$ 158,067,531.76	\$ 36,339,696.75
Donations					
Interest on Investments		27,470.75 *	98,523.70	1,937,625.71	(98,523.70)
Intergovernmental Revenue Federal, State & Local grants Transfers from other funds Miscellaneous Revenue					
Total Revenue	<u>62,173,750.00</u>	<u>6,639,987.93</u>	<u>25,932,576.95</u>	<u>160,005,157.47</u>	<u>36,241,173.05</u>
<u>Expenditures</u>					
Project Expenditures	192,471,769.98	5,731,239.86	20,796,940.20	103,448,788.24	89,022,981.74
Total Expenditures	<u>192,471,769.98</u>	<u>5,731,239.86</u>	<u>20,796,940.20</u>	<u>103,448,788.24</u>	<u>89,022,981.74</u>
Excess (Deficiency) of Revenue Over Expenditures			5,135,636.75	56,556,369.23	
Completed Projects Encumbrances			<u>21,923,255.52</u>	<u>21,923,255.52</u>	
Excess (Deficiency) of Revenue Over Expenditures and Encumbrances			(16,787,618.77)	34,633,113.71	
June 30, 2018 Ending Fund Balance			28,464,182.80		
Prior year expenditures					
June 30, 2018 Encumbrances			<u>22,956,549.68</u>		
Adjusted Beginning Fund Balance			51,420,732.48		
Ending Fund Balance			<u>\$ 34,633,113.71</u>	<u>\$ 34,633,113.71</u>	

* Because of a cyber-attack and the continuing cleanup, monthly numbers are not completely updated.

Fund 4000
2016 VISION ED CAPITAL PROJ

as of: 10/31/2021

FUND	PROJECT	TITLE	REVISED BUDGET	MTD ACTUAL	YTD ACTUAL	LTD ACTUAL	ENC	COMM	BALANCE
4000	170000	Zink Lake and Related Improvem	21,690,000.00	693,547.10	1,896,393.76	3,503,265.84	15,229,679.49	0.00	2,957,054.67
4000	170010	Turkey Mountain Urban Wilderne	2,600,000.00	0.00	0.00	995,928.25	1,604,071.75	0.00	0.00
4000	170015	Levee Dist #12 Rehab (Match)	440,000.00	0.00	0.00	0.00	0.00	0.00	440,000.00
4000	170020	Trail E Bank 101 Cousins Park	2,000,000.00	0.00	0.00	69,165.48	19.59	0.00	1,930,814.93
4000	170025	23rd Jackson Redevelop Study	1,000,000.00	0.00	0.00	761,750.95	610.71	0.00	237,638.34
4000	170035	Cox Center & Dist Master Plan	14,100,000.00	0.00	0.00	14,100,000.00	(0.00)	0.00	(0.00)
4000	170060	BMX National Headquarters	5,801.19	0.00	0.00	0.00	0.00	0.00	5,801.19
4000	170065	South Mingo Corridor	1,000,000.00	0.00	0.00	3,440.00	0.00	0.00	996,560.00
4000	170075	Capital Equip (Non Pub Safety)	3,000,000.00	250,000.00	1,000,000.00	1,000,000.00	0.00	0.00	2,000,000.00
4000	170080ENGR	CW & Rt 66 Beaut Rvst_ENGR	1,000,000.00	0.00	0.00	0.00	0.00	0.00	1,000,000.00
4000	170080MOED	CW & Rt 66 Beaut Rvst_MOED	3,550,000.00	0.00	500,000.00	2,347,000.00	228,000.00	0.00	975,000.00
4000	170080PLAN	CW & Rt 66 Beaut Rvst_PLAN	1,091,968.79	15,363.59	57,237.68	425,680.59	175,328.53	0.00	490,959.67
4000	170085	Peoria - Mohawk: Business Park	3,264,000.00	0.00	0.00	1,817,410.02	0.00	0.00	1,446,589.98
4000	170090	Public School Partnership	5,750,000.00	0.00	0.00	2,409,250.65	1,790,749.34	0.00	1,550,000.01
4000	170095	Community Health Connection	4,570,000.00	0.00	0.00	4,570,000.00	0.00	0.00	0.00
4000	170105	Discovery Lab Site	0.00	0.00	0.00	0.00	0.00	0.00	0.00
4000	170110	N Peoria Conn 56-Mohawk	3,100,000.00	0.00	0.00	0.00	0.00	0.00	3,100,000.00
4000	170125	McCullough Park	3,060,000.00	0.00	660.56	660.56	2,743,096.11	0.00	316,243.33
4000	170145	Tulsa Arts Commission	750,000.00	27,900.00	18,000.00	384,387.00	151,700.00	0.00	213,913.00
4000	170155	PAC Improvement Master Plan	1,000,000.00	0.00	0.00	1,000,000.00	0.00	0.00	(0.00)
4000	170160	Transfer to TPFA 2017	119,500,000.00	4,744,429.17	15,831,963.02	70,306,051.84	0.00	0.00	49,193,948.16
\$ 192,471,769.98			\$ 5,731,239.86	\$ 19,304,255.02	\$ 103,693,991.18	\$ 21,923,255.52	\$ -	\$ 66,854,523.28	

2016 VISION ADVANCE FUNDED REVENUE BOND FUND

FUND 4001

(2016 ADVANCE FUNDED BOND FUND)

**CITY OF TULSA, OKLAHOMA
SALES TAX OVERVIEW COMMITTEE REPORT
FUND 4001 - 2017 VISION ECONOMIC DEVELOPMENT BOND ISSUE 1**

**STATEMENT OF REVENUES, EXPENDITURES AND ENCUMBRANCES
FOR THE FOUR MONTHS ENDED OCTOBER 31, 2021**

	FY ESTIMATED REVENUES/ LIFE-TO-DATE APPROPRIATIONS	CURRENT MONTH	ACTUAL YEAR TO DATE	LIFE TO DATE	OUTSTANDING REVENUES/ BALANCE OF APPROPRIATIONS
Revenue					
Bond Sale Receipts	\$	\$	\$	\$ 115,300,000.00	\$
Donations					
Miscellaneous Revenue				3,175,000.00	
Total Revenue				<u>118,475,000.00</u>	
Expenditures					
Project Expenditures	118,475,000.00	155,457.66	17,118,893.03	112,820,128.84	5,654,871.16
Total Expenditures	<u>118,475,000.00</u>	<u>155,457.66</u>	<u>17,118,893.03</u>	<u>112,820,128.84</u>	<u>5,654,871.16</u>
Excess (Deficiency) of Revenue Over Expenditures			(17,118,893.03)	5,654,871.16	
Completed Projects Encumbrances			<u>2,923,818.02</u>	<u>2,923,818.02</u>	
Excess (Deficiency) of Revenue Over Expenditures and Encumbrances			(20,042,711.05)	2,731,053.14	
June 30, 2018 Ending Fund Balance			2,366,149.43		
Prior year expenditures					
June 30, 2018 Encumbrances			<u>20,407,614.76</u>		
Adjusted Beginning Fund Balance			<u>22,773,764.19</u>		
Ending Fund Balance			<u>\$ 2,731,053.14</u>	<u>\$ 2,731,053.14</u>	

* Because of a cyber-attack and the continuing cleanup, monthly numbers are not completely updated.

Fund 4001
2017 VISION ED ISSUE 1

as of: 10/31/2021

FUND	PROJECT	TITLE	REVISED BUDGET	MTD ACTUAL	YTD ACTUAL	LTD ACTUAL	ENC	COMM	BALANCE
4001	170000	Zink Lake and Related Improve	24,425,000.00	121,971.30	16,415,606.30	22,924,464.96	1,500,535.04	0.00	0.00
4001	170030	Gilcrease Museum Expansion	1,000,000.00	0.00	0.00	1,000,000.00	0.00	0.00	0.00
4001	170035	Cox Center & Dist Master Plan	13,250,000.00	0.00	7,240.00	13,144,135.27	105,864.73	0.00	0.00
4001	170040	Tulsa Fairgrounds	26,325,000.00	0.00	0.00	26,325,000.00	0.00	0.00	(0.00)
4001	170045	Airport Infrastructure	9,100,000.00	1,939.43	10,455.97	8,870,241.38	224,565.57	0.00	5,193.05
4001	170055	Langston Health Complex Exp	1,800,000.00	0.00	0.00	1,800,000.00	0.00	0.00	(0.00)
4001	170060	BMX National Headquarters	1,350,000.00	0.00	0.00	1,350,000.00	(0.00)	0.00	0.00
4001	170065	South Mingo Corridor	11,000,000.00	30,696.93	284,978.54	8,010,486.56	1,058,616.70	0.00	1,930,896.74
4001	170070	Public School Safety First	5,000,000.00	850.00	850.00	4,719,808.96	0.00	0.00	280,191.04
4001	170095	Community Health Connection	5,405,000.00	0.00	0.00	5,405,000.00	0.00	0.00	0.00
4001	170100	Air National Guard Training Ce	9,400,000.00	0.00	347.71	9,358,475.06	2,129.86	0.00	39,395.08
4001	170110	N Peoria Conn 56-Mohawk	900,000.00	0.00	659.13	873,245.39	0.00	0.00	26,754.61
4001	170115	TCC Career Placement	5,320,000.00	0.00	0.00	5,320,000.00	0.00	0.00	(0.00)
4001	170120	UCAT Auth OSU Tulsa	0.00	0.00	0.00	0.00	0.00	0.00	0.00
4001	170130	Mohawk Sports Complex	3,500,000.00	0.00	0.00	3,468,440.74	31,559.26	0.00	(0.00)
4001	170135	Go Plan Priority Projects	0.00	0.00	0.00	0.00	0.00	0.00	0.00
4001	170140	Rt 66 Village Train Depot	400,000.00	0.00	4,373.88	399,453.14	546.86	0.00	(0.00)
4001	170150A	2017 Vision ED Issue Costs_1	300,000.00	0.00	0.00	226,339.38	0.00	0.00	73,660.62
			\$ 118,475,000.00	\$ 155,457.66	\$ 16,724,511.53	\$ 113,195,090.84	\$ 2,923,818.02	\$ -	\$ 2,356,091.14

2016 VISION ADVANCE FUNDED REVENUE BOND FUND

FUND 4001

(2016 ADVANCE FUNDED BOND FUND)

**CITY OF TULSA, OKLAHOMA
SALES TAX OVERVIEW COMMITTEE REPORT
FUND 4003 - 2017 VISION ECONOMIC DEVELOPMENT BOND ISSUE 2**

**STATEMENT OF REVENUES, EXPENDITURES AND ENCUMBRANCES
FOR THE FOUR MONTHS ENDED OCTOBER 31, 2021**

	FY ESTIMATED REVENUES/ LIFE-TO-DATE APPROPRIATIONS	CURRENT MONTH	ACTUAL YEAR TO DATE	LIFE TO DATE	OUTSTANDING REVENUES/ BALANCE OF APPROPRIATIONS
Revenue					
Bond Sale Receipts	\$	\$	\$	\$ 118,100,000.00	\$
Donations					
Miscellaneous Revenue					
Total Revenue				<u>118,100,000.00</u>	
Expenditures					
Project Expenditures	118,100,000.00	640,342.78	15,598,724.32	93,596,838.12	24,503,161.88
Total Expenditures	<u>118,100,000.00</u>	<u>640,342.78</u>	<u>15,598,724.32</u>	<u>93,596,838.12</u>	<u>24,503,161.88</u>
Excess (Deficiency) of Revenue Over Expenditures			(15,598,724.32)	24,503,161.88	
Completed Projects Encumbrances			<u>20,529,458.00</u>	<u>20,529,458.00</u>	
Excess (Deficiency) of Revenue Over Expenditures and Encumbrances			(36,128,182.32)	3,973,703.88	
June 30, 2018 Ending Fund Balance			5,833,938.92		
Prior year expenditures					
June 30, 2018 Encumbrances			<u>34,267,947.28</u>		
Adjusted Beginning Fund Balance			40,101,886.20		
Ending Fund Balance			<u>\$ 3,973,703.88</u>	<u>\$ 3,973,703.88</u>	

* Because of a cyber-attack and the continuing cleanup, monthly numbers are not completely updated.

Fund 4003
2017 VISION ED ISSUE 2

as of: 10/31/2021

FUND	PROJECT	TITLE	REVISED BUDGET	MTD ACTUAL	YTD ACTUAL	LTD ACTUAL	ENC	COMM	BALANCE
4003	170000	Zink Lake and Related Improvem	16,885,000.00	84,825.80	763,948.53	2,374,737.92	14,510,262.08	0.00	0.00
4003	170005	Low-Water Dam and Pedestrian B	0.00	0.00	0.00	0.00	0.00	0.00	0.00
4003	170010	Turkey Mountain Urban Wilderne	5,000,000.00	0.00	0.00	5,000,000.00	0.00	0.00	0.00
4003	170030	Gilcrease Museum Expansion	6,000,000.00	341,770.41	729,151.29	5,166,301.87	203,352.30	0.00	630,345.83
4003	170035	Cox Center & Dist Master Plan	27,650,000.00	60,025.00	64,410.00	27,172,826.64	225,930.59	0.00	251,242.77
4003	170040	Tulsa Fairgrounds	3,675,000.00	0.00	279,602.65	3,638,926.58	36,073.42	0.00	(0.00)
4003	170045	Airport Infrastructure	9,100,000.00	0.00	384,533.11	5,541,305.50	3,558,694.50	0.00	0.00
4003	170050	Tulsa Zoo & Living Museum	3,000,000.00	0.00	44,764.92	1,643,134.07	761,363.21	0.00	595,502.72
4003	170055	Langston Health Complex Exp	11,450,000.00	0.00	0.00	11,450,000.00	0.00	0.00	0.00
4003	170060	BMX National Headquarters	13,650,000.00	17,896.39	303,722.41	13,286,943.97	124,404.24	0.00	238,651.79
4003	170070	Public School Safety First	4,750,000.00	0.00	0.00	3,924,540.26	279,624.52	0.00	545,835.22
4003	170085	Peoria - Mohawk: Business Park	2,500,000.00	0.00	0.00	2,387,254.25	0.00	0.00	112,745.75
4003	170105	Discovery Lab Site	8,000,000.00	0.00	228,134.00	7,976,884.00	23,116.00	0.00	0.00
4003	170110	N Peoria Conn 56-Mohawk	3,000,000.00	0.00	0.00	1,761,075.06	446,589.40	0.00	792,335.54
4003	170125	McCullough Park	540,000.00	0.00	30,592.59	478,462.68	61,537.32	0.00	(0.00)
4003	170140	Rt 66 Village Train Depot	2,600,000.00	135,825.18	214,918.07	2,218,119.35	298,510.42	0.00	83,370.23
4003	170150B	2017 Vision ED Issue Bond Cost	300,000.00	0.00	0.00	266,171.09	0.00	0.00	33,828.91
			\$ 118,100,000.00	\$ 640,342.78	\$ 3,043,777.57	\$ 94,286,683.24	\$ 20,529,458.00	\$ -	\$ 3,283,858.76

**2016 VISION ADVANCE FUNDED
REVENUE BOND FUND**

FUND 4004

(2016 ADVANCE FUNDED BOND FUND)

**CITY OF TULSA, OKLAHOMA
SALES TAX OVERVIEW COMMITTEE REPORT
FUND 4004 - 2017 VISION ECONOMIC DEVELOPMENT BOND ISSUE 3**

**STATEMENT OF REVENUES, EXPENDITURES AND ENCUMBRANCES
FOR THE FOUR MONTHS ENDED OCTOBER 31, 2021**

	FY ESTIMATED REVENUES/ LIFE-TO-DATE APPROPRIATIONS	CURRENT MONTH	ACTUAL YEAR TO DATE	LIFE TO DATE	OUTSTANDING REVENUES/ BALANCE OF APPROPRIATIONS
Revenue					
Bond Sale Receipts	\$	\$	\$	\$ 114,025,000.00	\$
Donations					
Miscellaneous Revenue					
Total Revenue				<u>114,025,000.00</u>	
Expenditures					
Project Expenditures	114,025,000.00	-82,412.82	2,336,427.68	14,488,001.45	99,536,998.55
Total Expenditures	<u>114,025,000.00</u>	<u>-82,412.82</u>	<u>2,336,427.68</u>	<u>14,488,001.45</u>	<u>99,536,998.55</u>
Excess (Deficiency) of Revenue Over Expenditures			(2,336,427.68)	99,536,998.55	
Completed Projects Encumbrances			<u>54,426,699.35</u>	<u>54,426,699.35</u>	
Excess (Deficiency) of Revenue Over Expenditures and Encumbrances			(56,763,127.03)	45,110,299.20	
June 30, 2018 Ending Fund Balance			48,598,059.22		
Prior year expenditures					
June 30, 2018 Encumbrances			<u>53,275,367.01</u>		
Adjusted Beginning Fund Balance			101,873,426.23		
Ending Fund Balance			<u>\$ 45,110,299.20</u>	<u>\$ 45,110,299.20</u>	

Fund 4004
2017 VISION ED ISSUE 3

as of: 10/31/2021

FUND	PROJECT	TITLE	REVISED BUDGET	MTD ACTUAL	YTD ACTUAL	LTD ACTUAL	ENC	COMM	BALANCE
4004	170005	Low-Water Dam and Pedestrian B	2,800,000.00	0.00	0.00	47.05	0.00	0.00	2,799,952.95
4004	170030	Gilcrease Museum Expansion	58,000,000.00	7,882.71	37,746.49	3,923,868.77	51,530,105.60	3,000.00	2,543,025.63
4004	170045	Airport Infrastructure	9,100,000.00	0.00	0.00	317,572.40	1,312,414.92	0.00	7,470,012.68
4004	170050	Tulsa Zoo & Living Museum	22,000,000.00	0.00	0.00	0.00	30,000.00	0.00	21,970,000.00
4004	170055	Langston Health Complex Exp	3,000,000.00	0.00	0.00	3,000,000.00	0.00	0.00	0.00
4004	170060	BMX National Headquarters	3,600,000.00	(90,295.53)	2,048,821.17	2,048,821.17	1,551,178.83	0.00	(0.00)
4004	170065	South Mingo Corridor	3,000,000.00	0.00	0.00	0.00	0.00	0.00	3,000,000.00
4004	170070	Public School Safety First	4,750,000.00	0.00	0.00	0.00	0.00	0.00	4,750,000.00
4004	170080MOED	CW & Rt 66 Beaut Reinvestment_	150,000.00	0.00	0.00	0.00	0.00	0.00	150,000.00
4004	170085	Peoria - Mohawk Business Park	4,200,000.00	0.00	5,512.32	1,820,945.10	0.00	0.00	2,379,054.90
4004	170135	Go Plan Priority Projects	3,125,000.00	0.00	0.00	3,125,000.00	(0.00)	0.00	0.00
4004	170150C	2017 Vision ED Issue Bond Cost	300,000.00	0.00	0.00	251,746.96	0.00	0.00	48,253.04
\$ 114,025,000.00			\$ (82,412.82)	\$ 2,092,079.98	\$ 14,488,001.45	\$ 54,423,699.35	\$ 3,000.00	\$ 45,110,299.20	

2008 GO BOND FUNDS

FUNDS 4260-4266 COMBINED

(2008 GENERAL OBLIGATION BOND FUNDS)

**CITY OF TULSA, OKLAHOMA
SALES TAX OVERVIEW COMMITTEE REPORT
FUND 4260-4266 - 2008 GO BOND FUNDS**

**STATEMENT OF REVENUES, EXPENDITURES AND ENCUMBRANCES
FOR THE FOUR MONTHS ENDED OCTOBER 31, 2021**

	FY ESTIMATED REVENUES/ LIFE-TO-DATE APPROPRIATIONS	CURRENT MONTH	ACTUAL YEAR TO DATE	LIFE TO DATE	OUTSTANDING REVENUES/ BALANCE OF APPROPRIATIONS
Revenue					
Bond Sale Receipts	\$	\$	\$	\$ 285,000,000.00	\$
Donations					
Miscellaneous Revenue					
Total Revenue				<u>285,000,000.00</u>	
Expenditures					
Project Expenditures	230,054,936.55	1,348.20	5,392.80	209,111,019.17	20,943,917.38
Total Expenditures	<u>230,054,936.55</u>	<u>1,348.20</u>	<u>5,392.80</u>	<u>209,111,019.17</u>	<u>20,943,917.38</u>
Excess (Deficiency) of Revenue Over Expenditures			(5,392.80)	75,888,980.83	
Completed Projects				54,945,063.45	
Encumbrances			<u>13,951,909.00</u>	<u>13,951,909.00</u>	
Excess (Deficiency) of Revenue Over Expenditures and Encumbrances			(13,957,301.80)	6,992,008.38	
June 30, 2018 Ending Fund Balance			6,997,401.18		
Prior year expenditures					
June 30, 2018 Encumbrances			<u>13,951,909.00</u>		
Adjusted Beginning Fund Balance			<u>20,949,310.18</u>		
Ending Fund Balance			<u>\$ 6,992,008.38</u>	<u>\$ 6,992,008.38</u>	

Fund
2008 GO BOND

426

as of: 10/31/2021

\$ 230,054,936.55 \$ 1,348.20 \$ 1,595,118.96 \$ 209,106,106.37 \$ 13,951,909.00 \$ - \$ 6,996,921.18

Project	Project Title	Revised Budget	MTD Actual	YTD Actual	LTD Actual	Encumb	Committed	Balance
104003	61st S-33rd W Ave to Union	1,556,527.90	-	-	1,396,673.54	159,854.36	-	-
104004	71st S-Hwy 75 to Arkansas Rive	3,960,048.74	-	-	3,960,048.74	-	-	0.00
104005	81ST S-YALE AVE TO SHERIDAN	923,488.36	-	-	923,488.36	-	-	-
104006	101St S-Harvard Ave To Yale	5,330,591.00	-	-	4,702,119.56	(0.00)	-	628,471.44
104008	129th E Ave-21st S to 11th	1,024,994.29	-	-	1,024,994.29	-	-	-
104009	Citywide-Arterial Rehab&Cons	245,000.00	-	-	245,000.00	-	-	-
104010	Citywide-Arterial Sidewalk R	400,000.00	-	-	400,000.00	-	-	-
104011	Citywide - Trails	1,000,000.00	-	-	990,572.63	-	-	9,427.37
104012	Citywide-Railroad Crossings	500,000.00	-	3,484.07	500,000.00	-	-	0.00
104013	Citywide - Local Match	3,000,000.00	-	-	2,817,486.95	182,513.05	-	(0.00)
104014	Citywide General Eng/Test/In	164,140.00	-	2,988.26	143,390.37	20,749.63	-	0.00
104015	Citywide Nonarterial Reh&Re	2,870,000.00	244,614.59	245,639.59	1,615,638.59	-	-	1,254,361.41
104016	Citywide Nonarterial Sidewlk	300,000.00	-	-	274,492.22	-	-	25,507.78
104018	129th E Ave Admiral to Pine	2,266,780.70	-	-	2,266,780.70	0.00	-	(0.00)
104020	Citywide-Arterial Rt&Pv Main	3,694,184.00	-	-	3,694,184.00	(0.00)	-	0.00
104023	Lewis Ave 21st to 11th	-	-	-	-	-	-	-
104024	Memorial Ave 11Th To Admiral	-	-	-	-	-	-	-
1040316324	Admiral & Memorial Intersect	445,721.30	-	-	445,721.30	-	-	-
104032	River Road - 111th to 101st	884,830.08	-	-	884,830.08	-	-	-
104033	61St & Memorial Intersection	817,595.75	-	-	817,595.75	-	-	-
104035	Pine St 129th E Ave Intersec	1,083,614.80	-	-	1,083,614.80	(0.00)	-	(0.00)
104036	Harvard Ave - 61St S To 51St	4,124,138.14	-	-	4,124,138.14	-	-	-
104037	Apache St-Yale To Sheridan	395,997.45	-	-	395,997.45	-	-	-
104038	Cinci/Detroit-I244 To Jasper	710,000.00	-	-	710,000.00	-	-	-
104039	Harvard Ave-Admiral To Pine	426,655.29	-	-	426,655.29	-	-	-
104040	Lewis Ave-36Th St N To 46Th	450,400.19	-	-	450,400.19	-	-	(0.00)
104041	Memorial Dr-21St St S To11Th	1,067,161.62	-	529.42	1,066,589.14	572.48	-	0.00
104043	PINE ST-YALE TO SHERIDAN RD	411,176.00	-	-	398,067.35	13,108.65	-	0.00
104045	River Rd-111Th St S To 101St	297,000.00	-	-	297,000.00	-	-	-
104046	Riverside Dr-41St St S To 31	472,541.00	-	-	472,541.00	-	-	-
104047	Union Ave-51St St S To 41St	700,000.00	-	-	700,000.00	-	-	-
104049	21st St S Utica Ave Intersect	200,000.00	-	-	200,000.00	-	-	-
104050	31St St S-Harvard Intersect	300,000.00	-	-	300,000.00	-	-	-
104051	36TH ST N-LEWIS AVE INTERSEC	248,140.69	-	-	248,140.69	-	-	-
104052	41St St S-Harvard Intersect	413,881.00	-	-	413,881.00	-	-	-
104053	Pine St- Yale Ave Intersect	500,000.00	-	259,932.84	500,000.00	-	-	-
104054	Citywide-Gen Engr/Test/Inspe	451,860.00	-	-	451,860.00	0.00	-	(0.00)
104060	Bridge 160-5400 E. Apache St	3,444,992.49	-	-	3,444,992.49	-	-	0.00
104061	Bridge 163-100 S Boulder Ave	7,284,170.84	-	-	7,284,170.84	-	-	-
104062	Bridge 228-3200 S. Riverside	288,476.00	-	-	288,476.00	-	-	(0.00)
104063	Bridge 234-4200 S. Union Ave	497,012.27	-	-	497,012.27	0.00	-	0.00
104064	Bridge 290-200 N 49th W Ave	1,687,083.90	-	-	1,687,083.90	-	-	(0.00)
104065	Bridge 318A 10100 S 72nd E A	3,837,026.52	-	-	3,837,026.52	-	-	(0.00)
104102	Maintenance Zone 1001 (Sw)	2,024,232.64	-	-	2,024,232.64	-	-	-
104106	Maintenance Zone 1006	3,155,338.38	-	-	3,155,338.38	-	-	-
104107	Maintenance Zone 1007	8,150,395.66	22.29	544,178.84	8,146,073.52	4,322.14	-	0.00
104171	Maintenance Zone 1071	1,670,676.50	-	-	1,662,194.41	8,482.09	-	(0.00)

Fund
2008 GO BOND

426

as of: 10/31/2021

\$ 230,054,936.55 \$ 1,348.20 \$ 1,595,118.96 \$ 209,106,106.37 \$ 13,951,909.00 \$ - \$ 6,996,921.18

Project	Project Title	Revised Budget	MTD Actual	YTD Actual	LTD Actual	Encumb	Committed	Balance
104230	Maintenance Zone 2130	757,539.81	-	-	757,539.81	-	-	-
104231	Maintenance Zone 2131	2,455,563.00	-	-	2,451,015.56	4,547.44	-	0.00
104266	Maintenance Zone 2065 C	6,851,597.00	-	561.07	5,428,390.26	23,206.74	-	1,400,000.00
104303	Maintenance Zone 3003	1,715,018.19	-	-	1,715,018.19	-	-	-
104307	Maintenance Zone 3007	1,685,140.62	(243,925.38)	-	1,685,140.62	-	-	-
104309	Maintenance Zone 3009	3,664,377.59	-	-	3,664,377.59	-	-	-
104310	Maintenance Zone 3010	3,825,661.04	-	-	3,825,661.04	-	-	-
104311	Maintenance Zone 3011	678,300.11	-	-	678,300.11	-	-	-
104317	Maintenance Zone 3017	1,680,461.55	-	-	1,672,100.70	-	-	8,360.85
104413	Maintenance Zone 4013	4,745,128.27	-	-	4,725,252.22	-	-	19,876.05
104415	Maintenance Zone 4015	3,037,188.65	-	-	3,037,188.65	-	-	(0.00)
104416	Maintenance Zone 4016	7,304,489.05	-	-	7,304,489.05	-	-	(0.00)
104467	Maintenance Zone 4067 (A)	3,000,140.22	-	-	3,000,140.22	-	-	-
104525	Maintenance Zone 5025	5,142,414.45	-	-	5,027,770.95	(0.00)	-	114,643.50
104533	Maintenance Zone 5033	2,527,651.81	-	-	2,527,651.81	-	-	(0.00)
104534	Maintenance Zone 5034	5,535,532.71	-	-	5,535,532.71	-	-	(0.00)
104541	Maintenance Zone 5041	5,454,744.30	-	-	5,454,744.30	-	-	-
104619	Maintenance Zone 6019	1,769,054.10	-	-	1,769,054.10	-	-	-
104628	Maintenance Zone 6028	6,365,510.34	-	-	6,365,510.34	-	-	-
104642	Maintenance Zone 6042	3,548,988.07	-	-	3,548,988.07	-	-	-
104651	Maintenance Zone 6151	5,090,498.00	-	-	5,090,498.00	-	-	0.00
104747	Maintenance Zone 7046	2,285,961.71	-	-	2,285,961.71	-	-	-
104753	Maintenance Zone 7053	6,766,990.82	-	-	6,766,990.82	-	-	0.00
104759	Maintenance Zone 7059	2,180,027.87	-	-	2,180,027.87	-	-	-
104760	Maintenance Zone 7060	1,404,314.01	-	-	1,404,314.01	-	-	-
104803	Maintenance Zone 8103	3,883,263.82	-	-	3,883,263.82	-	-	(0.00)
104807	Maintenance Zone 8107	1,865,736.82	-	-	1,865,736.82	-	-	-
104813	Maintenance Zone 8113	3,451,308.54	-	-	3,451,308.54	-	-	-
104863	Maintenance Zone 8063	4,744,774.00	-	-	4,744,774.00	-	-	-
104928	Maintenance Zone 9029 (W)	8,101,606.56	-	-	8,101,606.56	-	-	(0.00)
104930	Maintenance Zone 9030	3,387,206.36	-	-	3,387,206.36	-	-	-
104931	Maintenance Zone 9031	148,855.68	-	-	148,855.68	-	-	-
104936	Maintenance Zone 9036	2,360,756.60	-	-	2,360,756.60	-	-	-
104937	Maintenance Zone 9037	986,951.95	-	-	986,951.95	-	-	-
104944	Maintenance Zone 9044	579,000.00	-	537,168.17	579,000.00	-	-	-
134001	5th Street Frisco to Denver	7,221,994.13	-	-	7,221,994.13	-	-	(0.00)
144022	Art/NonArt Routine & Preventio	4,250,000.00	-	-	4,249,947.47	0.00	-	52.53
144023	CW - Arterial Rt & Pv Main	8,853,905.93	-	-	8,853,905.93	(0.00)	-	(0.00)
144063	Bridge Replacement And Rehab	2,200,000.00	-	-	-	-	-	2,200,000.00
144101	Yale Ave 81st - 91st Wdn	10,886,657.08	636.70	636.70	636.70	10,886,020.38	-	-
144467	Maintenance Zone 4067	1,336,220.25	-	-	-	-	-	1,336,220.25
144642	Maintenance Zone 6142	400,000.00	-	-	-	400,000.00	-	-
147200	RP - Pedestrian Bridge Imp	2,248,532.04	-	-	-	2,248,532.04	-	-

2014 GO BOND FUNDS

FUND 4270~4274 COMBINED

(2014 GENERAL OBLIGATION BOND FUNDS)

**CITY OF TULSA, OKLAHOMA
SALES TAX OVERVIEW COMMITTEE REPORT
FUND 4270-4274 - 2014 GO BOND FUNDS**

**STATEMENT OF REVENUES, EXPENDITURES AND ENCUMBRANCES
FOR THE FOUR MONTHS ENDED OCTOBER 31, 2021**

	FY ESTIMATED REVENUES/ LIFE-TO-DATE APPROPRIATIONS	CURRENT MONTH	ACTUAL YEAR TO DATE	LIFE TO DATE	OUTSTANDING REVENUES/ BALANCE OF APPROPRIATIONS
Revenue					
Bond Sale Receipts	\$	\$	\$	\$ 277,500,000.00	\$
Donations					
Miscellaneous Revenue					
Total Revenue				<u>277,500,000.00</u>	
Expenditures					
Project Expenditures	277,500,000.00	5,436,282.22	21,745,128.88	199,201,003.87	78,298,996.13
Total Expenditures	<u>277,500,000.00</u>	<u>5,436,282.22</u>	<u>21,745,128.88</u>	<u>199,201,003.87</u>	<u>78,298,996.13</u>
Excess (Deficiency) of Revenue Over Expenditures			(21,745,128.88)	78,298,996.13	
Completed Projects Encumbrances			<u>32,932,364.01</u>	<u>32,932,364.01</u>	
Excess (Deficiency) of Revenue Over Expenditures and Encumbrances			(54,677,492.89)	45,366,632.12	
June 30, 2018 Ending Fund Balance			67,111,761.00		
Prior year expenditures					
June 30, 2018 Encumbrances			<u>32,932,364.01</u>		
Adjusted Beginning Fund Balance			<u>100,044,125.01</u>		
Ending Fund Balance			<u>\$ 45,366,632.12</u>	<u>\$ 45,366,632.12</u>	

Fund
2014 GO BOND

427

as of: 10/31/2021

\$ 277,500,000.00 \$ 5,436,282.22 \$ 32,996,887.54 \$ 180,189,851.15 \$ 32,932,364.01 \$ - \$ 64,377,784.84

Project	Project Title	Revised Budget	MTD Actual	YTD Actual	LTD Actual	Encumb	Committed	Balance
144000	Bond Issuance Costs	531,999.78	-	-	399,999.78	-	-	132,000.00
144015	Citywide Nonarterial Reh&Re	2,999,950.00	-	149,229.68	1,339,137.14	-	-	1,660,812.86
144016	Citywide Non-Art Sidewalks	500,000.00	-	89,936.20	473,467.83	25,000.00	-	1,532.17
144020	Citywide-Arterial Rt&Pv Main	22,167,489.89	345,943.77	2,478,987.28	18,231,882.33	3,666,979.03	-	268,628.53
144021	Citywide-Nonarterial Rt&Pv M	52,153,841.85	747,448.46	7,903,897.76	46,821,667.89	4,284,256.60	-	1,047,917.36
144060	Bridge189 - 4700 N. Iroquois	191,321.19	-	7,228.32	191,321.19	-	-	0.00
144061	Bridge298 - 2100 E. 61St St	66,650.26	-	-	66,650.26	-	-	0.00
144061	Bridge298 - 2100 E. 61St St.	543,739.50	-	-	543,739.50	-	-	-
144062	Bridge323B - 12000 E. 21St	60,000.00	-	50,000.00	60,000.00	-	-	-
144093	Citywide Matching Funds	3,103,170.00	(0.01)	776,883.65	2,713,551.04	306,917.26	-	82,701.70
144094	ODOT Rehab & Replacement	8,200,000.00	-	129,140.50	5,029,523.58	239,476.18	-	2,931,000.24
144106	Maintenance Zone 1006	2,408,802.62	-	266,073.94	2,476,506.72	30,314.86	-	(98,018.96)
144107	Maintenance Zone 1007	530,000.00	-	2,260.00	530,000.00	-	-	-
144110	Citywide-Arterial Sidewalks	1,500,000.00	-	75,651.47	1,500,000.00	(0.00)	-	(0.00)
144111	Maintenance Zone 1001	8,275,000.00	-	301,769.07	838,156.89	7,093,441.58	-	343,401.53
144153	Maintenance Zone 1153	1,653,000.00	-	-	349,257.75	3,913.97	-	1,299,828.28
144157	Maintenance Zone 1157	3,612,823.69	-	-	3,612,823.69	(0.00)	-	0.00
144158	Maintenance Zone 1157	2,326,843.29	-	4,980.06	2,318,648.48	8,194.81	-	(0.00)
144168	Maintenance Zone 1068	400,000.00	-	40,153.00	317,704.04	66,983.69	-	15,312.27
144173	Maintenance Zone 1073	458,552.85	-	-	458,552.85	-	-	-
144176	Maintenance Zone 1076	1,678,019.41	-	7,895.58	1,678,019.41	0.00	-	0.00
144199	Maintenance Zone 1099	3,120,000.00	23,063.71	32,717.78	284,836.66	2,165,443.66	-	669,719.68
144200	Architect and Engineering Serv	330,000.00	-	15,641.19	274,011.97	55,988.03	-	(0.00)
144200	36 St: N MLK - Peoria Ave	2,920,000.00	-	-	-	2,704,441.00	-	215,559.00
144201	Apache St: Mlk - Peoria	2,692,774.79	-	45,855.33	2,689,983.64	2,791.15	-	0.00
144202	Apachee: Peoria - Lewis Ave	300,000.00	-	-	300,000.00	-	-	-
144203	W 41st St S 41st W - S 33rd W	1,685,000.00	-	-	175,000.00	-	-	1,510,000.00
144204	S33rd W: 41st St to 51st St	2,730,000.00	-	2,485.33	441,842.57	(0.00)	-	2,288,157.43
144205	Apache St: Lewis To Harvard	2,070,000.00	-	63,284.12	289,046.21	21,048.33	-	1,759,905.46
144206	11th St: Peoria to Utica	1,820,000.00	-	945,821.53	1,820,000.00	(0.00)	-	0.00
144207	11Th St: Lewis Ave - Harvard	200,000.00	-	-	200,000.00	-	-	-
144208	11th St: Sheridan - Memorial	1,780,000.00	-	32,432.62	261,621.90	3,147.63	-	1,515,230.47
144209	21St St: Garnett To 129Th E	300,000.00	-	10,720.17	300,000.00	-	-	(0.00)
144209	21st St: Garnett to 129th E	2,435,050.00	339,411.84	1,996,090.83	1,996,140.83	0.00	-	438,909.17
144210	21St St-129Th East Ave Inter	250,000.00	-	99,298.71	248,578.81	1,421.19	-	(0.00)
144210	21st St-129th East Ave Inter	-	-	-	-	-	-	-
144210	21st St-129th East Ave INTERSC	1,965,000.00	586,334.30	586,334.30	586,334.30	1,378,665.70	-	-
144211	41St: Garnett - 129 E Ave	1,601,612.81	-	3,056.11	1,601,612.81	0.00	-	0.00
144212	51st St Sheridan to Memorial	1,055,651.29	-	-	1,047,661.29	7,990.00	-	-
144213	91st Harvard - Yale	285,000.00	-	11,209.99	173,818.08	21,088.39	-	90,093.53
144214	Sheridan 81st to 91st	1,525,950.99	-	-	1,525,950.99	(0.00)	-	0.00
144215	Peoria: 41St St - 51St St.	300,000.00	-	1,330.00	296,394.50	3,605.50	-	-
144216	41st St: Lewis to Harvard	2,730,000.00	355.00	1,501.39	368,542.32	2,342,111.61	-	19,346.07
144217	Apache & Harvard Intersectio	197,740.00	-	-	196,823.70	-	-	916.30
144217	Apache & Harvard Intersect	785,000.00	-	-	35.00	-	-	784,965.00
144217	Apache & Harvard INTERSCTN	990,000.00	-	-	-	-	-	990,000.00
144218	41st St & Lewis Intersection	2,055,000.00	-	-	379,954.38	1,675,045.62	-	-
144219	Maintenance Zone 2119	367,980.36	-	-	366,480.36	1,500.00	-	(0.00)
144225	Maintenance Zone 2125	2,574,462.36	-	492,405.15	2,567,959.17	6,503.19	-	0.00
144226	Maintenance Zone 2126	349,710.26	-	-	349,710.26	-	-	(0.00)

Fund
2014 GO BOND

427

as of: 10/31/2021

\$ 277,500,000.00 \$ 5,436,282.22 \$ 32,996,887.54 \$ 180,189,851.15 \$ 32,932,364.01 \$ - \$ 64,377,784.84

Project	Project Title	Revised Budget	MTD Actual	YTD Actual	LTD Actual	Encumb	Committed	Balance
144230	Maintenance Zone 2130	3,895,000.00	249,640.25	1,091,928.30	1,371,970.50	2,292,324.49	-	230,705.01
144255	Maintenance Zone 2055	1,269,095.86	-	-	1,268,068.10	1,027.76	-	(0.00)
144256	Maintenance Zone 2056	1,268,393.91	-	(15,000.00)	1,268,393.91	(0.00)	-	0.00
144264	Maintenance Zone 2064	1,266,509.88	-	-	1,266,509.88	0.00	-	(0.00)
144265	Maintenance Zone 2065	959,200.67	-	(2,499.81)	957,942.60	-	-	1,258.07
144303	Maintenance Zone 3003	625,681.40	-	-	625,681.40	-	-	-
144304	Maintenance Zone 3004	1,412,273.54	-	-	1,412,273.54	(0.00)	-	0.00
144309	Citywide - Arterial Rehab	13,095,677.29	326,631.00	717,182.02	1,157,856.99	81,675.32	-	11,856,144.98
144310	Maintenance Zone 3010	7,929,998.00	-	-	561,391.79	162,891.33	-	7,205,714.88
144311	Maintenance Zone 3011	9,485,000.00	2,984.50	5,892,883.13	6,575,735.25	937,957.94	-	1,971,306.81
144317	Maintenance Zone 3017	750,000.00	-	-	456,529.83	22,176.76	-	271,293.41
144318	Maintenance Zone 3018	417,056.72	-	-	415,498.17	1,558.55	-	0.00
144320	Maintenance Zone 3020	4,500,000.00	-	-	320,726.04	24,611.29	-	4,154,662.67
144380	Maintenance Zone 3080	189,047.02	-	-	189,047.02	-	-	0.00
144413	Maintenance Zone 4013	535,058.95	-	-	511,528.37	23,530.58	-	(0.00)
144415	Maintenance Zone 4015	637,042.77	-	-	637,042.77	-	-	(0.00)
144421	Maintenance Zone 4021	375,000.00	-	-	331,229.87	11,557.46	-	32,212.67
144430	Maintenance Zone 4030	1,686,709.57	-	4,446.25	1,686,709.57	0.00	-	(0.00)
144431	Maintenance Zone 4031	11,680,000.00	2,627.27	5,671.85	566,777.89	16,971.31	-	11,096,250.80
144452	Maintenance Zone 4152	600,000.00	-	-	380,196.06	21,806.79	-	197,997.15
144467	Maintenance Zone 4067	4,855,000.00	2,658.16	1,421,917.08	3,342,704.89	17,141.68	-	1,495,153.43
144527	Maintenance Zone 5027	1,387,897.01	-	-	1,387,897.01	-	-	-
144533	Maintenance Zone 5033	4,880,000.00	-	-	4,878,257.02	1,742.98	-	0.00
144539	Maintenance Zone 5039	3,382,395.92	-	(57,500.00)	3,382,395.92	0.00	-	0.00
144546	Maintenance Zone 5046	600,000.00	874.47	13,422.87	575,867.04	14,114.93	-	10,018.03
144547	Maintenance Zone 5047	4,005,000.00	-	3,242.84	772,587.07	71,040.96	-	3,161,371.97
144627	Maintenance Zone 6027	1,006,165.51	-	-	1,006,165.51	-	-	(0.00)
144628	Maintenance Zone 6028	1,000,000.00	4,262.85	24,810.85	918,192.69	27,816.91	-	53,990.40
144635	Maintenance Zone 6035	3,306,365.97	-	17,920.97	3,304,854.80	(0.00)	-	1,511.17
144642	Maintenance Zone 6142	900,000.00	-	12,650.99	109,298.45	677,949.65	-	112,751.90
144645	Maintenance Zone 6145	2,640,000.00	136,353.35	137,526.14	344,540.34	2,170,646.65	-	124,813.01
144647	Maintenance Zone 6147	991,060.09	-	-	991,060.09	0.00	-	0.00
144700	Maintenance Zone 7100	1,313,991.88	-	-	1,313,991.88	(0.00)	-	0.00
144733	Maintenance Zone 7133	950,370.76	-	-	950,370.76	-	-	0.00
144740	Maintenance Zone 7040	3,275,000.00	1,262,614.73	2,617,562.36	2,871,382.73	18,665.95	-	384,951.32
144748	Maintenance Zone 7048	1,181,565.79	-	-	1,181,565.79	(0.00)	-	-
144754	Maintenance Zone 7054	1,000,000.00	-	-	726,908.15	19,591.85	-	253,500.00
144760	Maintenance Zone 7060	3,320,928.33	-	-	3,320,928.33	-	-	0.00
144803	Maintenance Zone 8103	1,775,162.45	-	-	1,775,162.45	-	-	0.00
144812	Maintenance Zone 8112	1,778,077.06	-	-	1,778,077.06	-	-	0.00
144857	Maintenance Zone 8057	2,570,000.00	641,662.30	1,568,637.21	1,840,020.56	2,644.52	-	727,334.92
144863	Maintenance Zone 8063	800,000.00	-	-	677,105.58	49,632.35	-	73,262.07
144931	Maintenance Zone 9031	518,453.57	-	-	518,453.57	-	-	(0.00)
144943	Maintenance Zone 9043	2,615,462.22	-	-	2,615,462.22	(0.00)	-	(0.00)
144944	Maintenance Zone 9044	4,000,000.00	763,416.27	2,914,733.50	3,363,456.85	61,203.40	-	575,339.75
144945	Maintenance Zone 9045	3,860,000.00	-	3,079.93	3,381,803.09	(0.00)	-	478,196.91
144949	Maintenance Zone 9049	1,200,000.00	-	-	692,193.50	78,461.84	-	429,344.66
144950	Maintenance Zone 9050	350,000.00	-	-	252,682.54	2,288.62	-	95,028.84
144951	Maintenance Zone 9051	1,550,000.00	-	-	129,184.92	5,063.16	-	1,415,751.92
144958	Maintenance Zone 9058	936,390.67	-	-	936,390.67	0.00	-	(0.00)

Fund
2014 GO BOND

427

as of: 10/31/2021

\$ 277,500,000.00 \$ 5,436,282.22 \$ 32,996,887.54 \$ 180,189,851.15 \$ 32,932,364.01 \$ - \$ 64,377,784.84

Project	Project Title	Revised Budget	MTD Actual	YTD Actual	LTD Actual	Encumb	Committed	Balance
193140000Z	Mingo Creek Trail - 41st to 51	196,830.00	-	-	196,830.00	-	-	-

2020 GO BOND FUNDS

FUND 4281~428x COMBINED

(2020 GENERAL OBLIGATION BOND FUNDS)

**CITY OF TULSA, OKLAHOMA
SALES TAX OVERVIEW COMMITTEE REPORT
FUND 4281-428X - 2020 GO BOND FUNDS**

**STATEMENT OF REVENUES, EXPENDITURES AND ENCUMBRANCES
FOR THE FOUR MONTHS ENDED OCTOBER 31, 2021**

	FY ESTIMATED REVENUES/ LIFE-TO-DATE APPROPRIATIONS	CURRENT MONTH	ACTUAL YEAR TO DATE	LIFE TO DATE	OUTSTANDING REVENUES/ BALANCE OF APPROPRIATIONS
Revenue					
Bond Sale Receipts	\$	\$	\$	\$ 17,500,000.00	\$
Donations					
Miscellaneous Revenue					
Total Revenue				<u>17,500,000.00</u>	
Expenditures					
Project Expenditures	17,500,000.00	759,621.84	3,038,487.36	5,392,166.78	12,107,833.22
Total Expenditures	<u>17,500,000.00</u>	<u>759,621.84</u>	<u>3,038,487.36</u>	<u>5,392,166.78</u>	<u>12,107,833.22</u>
Excess (Deficiency) of Revenue Over Expenditures			(3,038,487.36)	12,107,833.22	
Completed Projects Encumbrances			<u>5,261,267.71</u>	<u>5,261,267.71</u>	
Excess (Deficiency) of Revenue Over Expenditures and Encumbrances			(8,299,755.07)	6,846,565.51	
June 30, 2018 Ending Fund Balance			9,885,052.87		
Prior year expenditures					
June 30, 2018 Encumbrances			<u>5,261,267.71</u>		
Adjusted Beginning Fund Balance			15,146,320.58		
Ending Fund Balance			<u>\$ 6,846,565.51</u>	<u>\$ 6,846,565.51</u>	

Fund
2020 GO BOND

428

as of: 10/31/2021

\$ 17,500,000.00 \$ 759,621.84 \$ 3,026,943.64 \$ 3,043,683.94 \$ 5,261,267.71 \$ - \$ 9,195,048.35

Project	Project Title	Revised Budget	MTD Actual	YTD Actual	LTD Actual	Encumb	Committed	Balance
2019X0000Z	Bond Issuance Cost	27,542.00	-	-	-	-	-	27,542.00
2035X0001Z	Transit-MTTA - Route 66 BRT	950,000.00	111,866.79	332,338.59	332,338.59	585,256.65	-	32,404.76
2036A0007Z	Apache St: Harvard Ave - Yale	-	-	-	-	-	-	-
2036A0013Z	Gilcrease Rd: Apache St - Pine	-	-	-	-	-	-	-
2036A0025Z	41st St S: Union Ave - Elwood	-	-	-	-	-	-	-
2036A0035Z	41st St S & Elwood Ave INTERSC	-	-	-	-	-	-	-
2036A0042Z	Pine St: Lewis Ave - Harvard A	-	-	-	-	-	-	-
2036A0043Z	Pine St: State Hwy 11 - Mingo	-	-	-	-	-	-	-
2036A0047Z	Admiral Pl: Memorial Dr - Ming	-	-	-	-	-	-	-
2036A0050Z	Yale Ave: Apache St - Pine St	-	-	-	-	-	-	-
2036A0055Z	129th E Ave: Apache St - Pine	-	-	-	-	-	-	-
2036A0058Z	Pine St & Mingo Rd INTERSCTN	-	-	-	-	-	-	-
2036A0064Z	11th St S: Utica Ave - Lewis A	500,000.00	-	-	-	15,000.00	-	485,000.00
2036A0072Z	11th St S & Lewis Ave INTERSCT	270,000.00	-	-	-	-	-	270,000.00
2036A0092Z	31st St S: Garnett Rd - 129th	-	-	-	-	-	-	-
2036A0119Z	Sheridan Rd: 71st St S - 81st	-	-	-	-	-	-	-
2036A1000Z	CW Arterial Routine & Preventi	6,060,085.66	1,385.74	1,598.94	1,598.94	1,063,295.00	-	4,995,191.72
2036A1001Z	R&P: Pavement Reinspection	500,000.00	50,130.83	166,017.28	166,017.28	333,982.72	-	-
2036D0002Z	CBD: MLK & Detroit north of BN	170,000.00	33,140.72	148,848.45	165,588.75	2,981.87	-	1,429.38
2036D0004Z	CBD: Detroit Ave south of BNSF	140,000.00	-	129,919.40	129,919.40	(0.00)	-	10,080.60
2036D0005Z	CBD: Reconciliation Way	75,000.00	-	75,000.00	75,000.00	-	-	-
2036D0007Z	CBD: Alleyways	365,000.00	-	38,298.05	38,298.05	-	-	326,701.95
2036N0001Z	CW NonArterial Routine & Preve	1,500,000.00	-	3,629.55	3,629.55	1,269,621.00	-	226,749.45
2036N1007Z	Maintenance Zone 1007	95,762.10	52,889.77	79,466.53	79,466.53	40,533.47	-	(24,237.90)
2036N1070Z	Maintenance Zone 1070	250,000.00	58,266.76	160,485.41	160,485.41	58,414.59	-	31,100.00
2036N1076Z	Maintenance Zone 1076	248,256.21	10,391.09	181,939.29	181,939.29	66,316.92	-	-
2036N1078Z	Maintenance Zone 1078	252,931.57	21,532.26	141,392.34	141,392.34	111,539.23	-	(0.00)
2036N2056Z	Maintenance Zone 2056	-	-	-	-	-	-	-
2036N2065Z	Maintenance Zone 2065	362,167.00	40,299.72	118,556.55	118,556.55	99,053.45	-	144,557.00
2036N2066Z	Maintenance Zone 2066	150,000.00	4,427.02	79,156.66	79,156.66	33,010.34	-	37,833.00
2036N3081Z	Maintenance Zone 3081	100,000.00	5,004.51	33,841.40	33,841.40	36,345.88	-	29,812.72
2036N4014Z	Maintenance Zone 4014	135,234.00	8,719.20	82,667.66	82,667.66	52,566.34	-	0.00
2036N4021Z	Maintenance Zone 4021	255,909.06	34,574.47	157,259.67	157,259.67	98,649.39	-	-
2036N4022Z	Maintenance Zone 4022	331,504.85	39,759.95	288,916.94	288,916.94	42,587.91	-	0.00
2036N4030Z	Maintenance Zone 4030	150,000.00	32,773.58	120,314.77	120,314.77	29,685.23	-	0.00
2036N5040Z	Maintenance Zone 5040	100,000.00	-	-	-	80,423.52	-	19,576.48
2036N6035Z	Maintenance Zone 6035	-	-	-	-	-	-	-
2036N7048Z	Maintenance Zone 7048	251,630.00	129,325.67	181,296.21	181,296.21	70,333.79	-	0.00
2036N7060Z	Maintenance Zone 7060	100,000.00	-	33,389.47	33,389.47	39,212.53	-	27,398.00
2036N8057Z	Maintenance Zone 8057	200,000.00	10,149.75	15,357.96	15,357.96	106,293.70	-	78,348.34
2036N8102Z	Maintenance Zone 8102	171,234.00	47,291.49	126,495.51	126,495.51	44,738.49	-	0.00
2036N9037Z	Maintenance Zone 9037	250,000.00	23,998.88	118,446.28	118,446.28	27,085.04	-	104,468.68
2036N9038Z	Maintenance Zone 9038	82,635.84	170.27	510.81	510.81	82,125.03	-	0.00
2036N9044Z	Maintenance Zone 9044	25,000.00	-	-	-	-	-	25,000.00
2036N9050Z	Maintenance Zone 9050	150,000.00	-	29,772.05	29,772.05	67,984.61	-	52,243.34

Fund
2020 GO BOND

428

as of: 10/31/2021

\$ 17,500,000.00 \$ 759,621.84 \$ 3,026,943.64 \$ 3,043,683.94 \$ 5,261,267.71 \$ - \$ 9,195,048.35

Project	Project Title	Revised Budget	MTD Actual	YTD Actual	LTD Actual	Encumb	Committed	Balance
2036N9051Z	Maintenance Zone 9051	95,107.71	85.14	54,635.70	54,635.70	40,472.01	-	(0.00)
2036S0001Z	ADA: Sidewalk Corridors	-	-	-	-	-	-	-
2036S0002Z	BPI: Go Plan Implement - ENG	165,000.00	-	-	-	165,000.00	-	-
2036S0003Z	BPI: Go Plan Implement - Traff	10,000.00	-	-	-	-	-	10,000.00
2036S0004Z	BPI: Arterial Sidewalk	500,000.00	-	96.13	96.13	25,000.00	-	474,903.87
2036S0005Z	BPI: Non Arterial Sidewalk	150,000.00	-	-	-	-	-	150,000.00
2036W0004Z	91 St S: Memorial - Mingo Rd W	-	-	-	-	-	-	-
2036X0001Z	ADA: Transition Plan Update	250,000.00	-	-	-	250,000.00	-	-
2036X0002Z	ADA: Transit Stops	-	-	-	-	-	-	-
2036X0003Z	ADA: Signalized Intersections	-	-	-	-	-	-	-
2036X0005Z	TE: Signal Coord and Communica	100,000.00	-	-	-	-	-	100,000.00
2036X0006Z	TE: Signal Instal, Repair and	300,000.00	-	-	-	-	-	300,000.00
2036X0007Z	TE: Traffic Calming	50,000.00	-	-	-	-	-	50,000.00
2036X0008Z	TE: Lighting Repair and Replac	100,000.00	-	-	-	-	-	100,000.00
2036X0009Z	TE: Pavement Markings and Sign	375,000.00	-	-	-	-	-	375,000.00
2036X0010Z	TE: Guardrail Repair and Repl	50,000.00	-	-	-	-	-	50,000.00
2036X0011Z	Arena District Master Pln Impl	-	-	-	-	-	-	-
2037B0167Z	Bridge #167	30,000.00	-	-	-	-	-	30,000.00
2037B0173Z	Bridge #173	50,000.00	-	-	-	-	-	50,000.00
2037B0201C	Bridge #201C	20,000.00	-	-	-	-	-	20,000.00
2037B0204Z	Bridge #204	145,000.00	-	7,061.18	7,061.18	75,698.60	-	62,240.22
2037B0232A	Bridge #232A	100,000.00	5,395.19	22,300.00	22,300.00	0.00	-	77,700.00
2037B0241Z	Bridge #241	150,000.00	-	-	-	53,948.26	-	96,051.74
2037B0245Z	Bridge #245	100,000.00	2,116.20	2,116.20	2,116.20	86,583.80	-	11,300.00
2037B0258Z	Bridge #258	35,000.00	35,000.00	35,000.00	35,000.00	-	-	-
2037B0261A	Bridge #261A	35,000.00	-	-	-	-	-	35,000.00
2037B0261B	Bridge #261B	35,000.00	-	-	-	-	-	35,000.00
2037B0263Z	Bridge #263	65,000.00	-	-	-	30,000.00	-	35,000.00
2037B0269Z	Bridge #269	50,000.00	-	-	-	-	-	50,000.00
2037B0286Z	Bridge #286	30,000.00	-	-	-	-	-	30,000.00
2037B0301A	Bridge #301A	40,000.00	-	-	-	20,000.00	-	20,000.00
2037B0301Z	Bridge #301	30,000.00	-	-	-	30,000.00	-	-
2037B0343Z	Bridge #343	10,000.00	-	-	-	-	-	10,000.00
2037B0359Z	Bridge #359	15,000.00	-	-	-	-	-	15,000.00
2037B0423Z	Bridge #423	20,000.00	-	-	-	-	-	20,000.00
2037B1000Z	CW Bridge Rehab and Inspection	150,000.00	926.84	35,818.66	35,818.66	27,528.34	-	86,653.00
2039X0009Z	TE: Traffic Studies	25,000.00	-	25,000.00	25,000.00	-	-	-

COMBINED STATEMENT OF OTHER FUND ACTIVITY

FUNDS 400, 401, 403, 404, 425

SALES TAX OVERVIEW COMMITTEE REPORT
(FUNDS 400, 401, 403, 409, 425)
Combined Statement of Fund Activity
October 31, 2021

Fund	LIFE-TO-DATE APPROPRIATIONS	EXPEDITURES			ENCUMBERED/ COMMITTED	BALANCE
		CURRENT MONTH	FISCAL YEAR-TO-DATE	LIFE-TO-DATE		
FUND 400 - 1985 SALES TAX ECONOMIC DEVEL.	\$ 773,571.70	\$ 307.65	\$ 412.60	\$ 575,916.16	\$ -	\$ 197,655.54
017110 General Park Improvements	248,000.00	307.65	412.60	50,344.46	-	197,655.54
FUND 401 - 2001 SALES TAX FUND	\$ 84,853,005.03	\$ -	\$ -	\$ 84,683,593.96	\$ (0.00)	\$ 169,411.07
017110 General Park Improvements	4,751,480.30	-	-	4,596,428.80	-	155,051.50
914411 Tulsa Trails	3,857,231.30	-	-	3,842,871.73	-	14,359.57
FUND 403 - 2006 EXT SALES TAX ADVACE FUND	\$ 27,705,922.61	\$ -	\$ -	\$ 27,705,676.78	\$ -	\$ 245.83
017150 Woodward & Forestry Impr.	470,000.00	-	-	469,754.17	-	245.83
FUND 404 - 2008 SPECIAL TEMP SALES TAX	\$ 145,493,500.00	\$ 36,683.75	\$ 36,683.75	\$ 145,224,340.36	\$ 180,866.42	\$ 88,293.22
104017 Art Rehab Citywide	81,942,000.00	-	-	81,855,987.16	85,700.30	312.54
104021 Citywide Non-arterial RTPV	34,082,000.00	-	-	33,983,662.53	16,368.66	81,968.81
104022 Citywide General Engineering	1,383,000.00	-	-	1,304,364.54	78,635.46	0.00
104023 Bridge Repair and Rehab	90,000.00	-	-	87,261.95	-	2,738.05
144104 Riverside Dr & Rltd Infstr	5,500,000.00	36,683.75	36,683.75	5,496,564.18	162.00	3,273.82
FUND 425 - 2005 BOND ISSUE (4250-4255)	\$ 74,919,257.38	\$ -	\$ 194,293.63	\$ 74,004,599.81	\$ 754,594.21	\$ 160,063.36
016100 Forensic Lab Expansion	23,599,535.03	-	1,541.25	23,592,682.62	-	6,852.41
055103 UDE Renovation	41,000.00	-	-	23,455.40	-	17,544.60
055105 UDSW Renovation	60,629.78	-	-	35,769.15	-	24,860.63
055105 UDSW Renovation	431,012.58	-	-	428,485.28	-	2,527.30
055200 Fire Trng Ctr/Reloc Sta 16	11,100,000.00	-	-	11,046,992.63	-	53,007.37
104020 Citywide-Arterial Rt&Pv Main	320,000.00	-	-	316,873.75	3,126.25	-
104021 Garnett Pine to Apache	300,000.00	-	-	291,261.92	-	8,738.08
147200 RP - Pedestrian Bridge Imp	100,000.00	-	-	-	100,000.00	-
147200 RP - Pedestrian Bridge Imp	157,598.94	-	-	-	157,598.94	-
147200 RP - Pedestrian Bridge Imp	396,595.56	-	-	-	396,595.56	-
147200 RP - Pedestrian Bridge Imp	97,273.46	-	-	-	97,273.46	-
155107 Police Courts Renovation	79,913.01	-	-	79,913.01	(0.00)	0.00
155107 Police Courts Renovation	83,169.14	-	-	46,782.86	(0.00)	36,386.28
155107 Police Courts Renovation	510,877.21	-	-	503,542.28	(0.00)	7,334.93
203400001Z Tulsa Zoo Department	2,811.76	-	-	-	-	2,811.76

ALL FUNDS BUDGET ACTIONS

**THERE WERE NO
BUDGET ACTIONS POSTED
THIS MONTH**