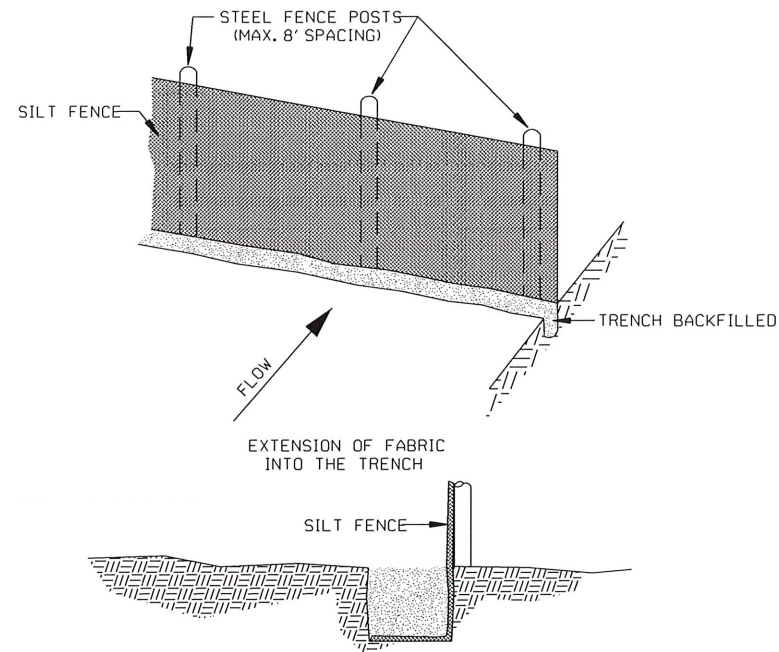


PATH NAME: E:\PARTS\STD\DCN\STDS\126-STD-SILT-FENCE-CONST-ENT.DGN 58W 09/19/2013

SILT FENCE*
NOT TO SCALE



NOTE:

1. STEEL POSTS WHICH SUPPORT THE SILT FENCE SHALL BE INSTALLED ON A SLIGHT ANGLE TOWARD THE ANTICIPATED RUNOFF SOURCE.
2. THE TOE OF THE SILT FENCE SHALL BE TRENCHED IN WITH A SPADE OR MECHANICAL TRENCHER, SO THAT THE DOWNSLOPE FACE OF THE TRENCH IS FLAT AND PERPENDICULAR TO THE LINE OF FLOW.
3. THE TRENCH SHOULD BE A MINIMUM OF 6 INCHES DEEP AND 3-4 INCHES WIDE TO ALLOW FOR THE SILT FENCE TO BE LAID IN THE TRENCH 4" AND BACKFILLED.
4. SILT FENCE SHOULD BE SECURELY FASTENED TO EACH STEEL SUPPORT POST OR TO WOVEN WIRE, WHICH IS IN TURN ATTACHED TO THE STEEL FENCE POSTS.
5. INSPECTION SHALL BE FREQUENT AND REPAIR OR REPLACEMENT SHALL BE MADE PROMPTLY AS NEEDED.
6. SILT FENCE SHALL BE REMOVED WHEN IT HAS SERVED ITS USEFULNESS SO AS NOT TO BLOCK OR IMPEDE STORM FLOW OR DRAINAGE.
7. SEDIMENT TRAPPED BY THIS PRACTICE SHALL BE DISPOSED OF IN AN APPROVED SITE, IN A MANNER THAT WILL NOT CONTRIBUTE TO ADDITIONAL SILTATION.
8. ACCUMULATED SILT SHALL BE REMOVED WHEN IT REACHES A DEPTH OF 6 INCHES AND DISPOSED OF IN AN APPROVED SPOIL SITE OR AS IN NO. 7 ABOVE.

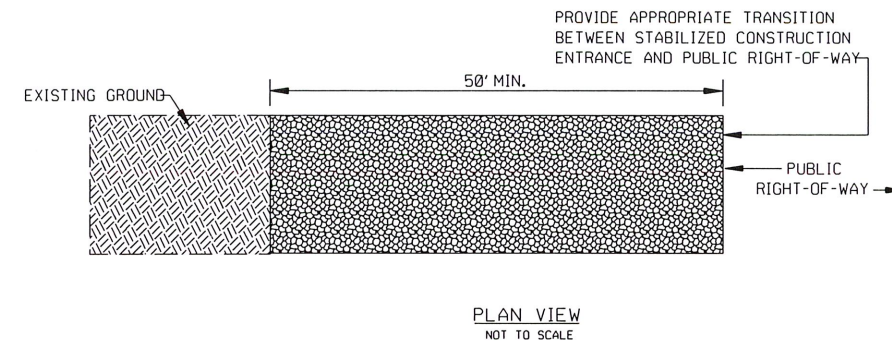
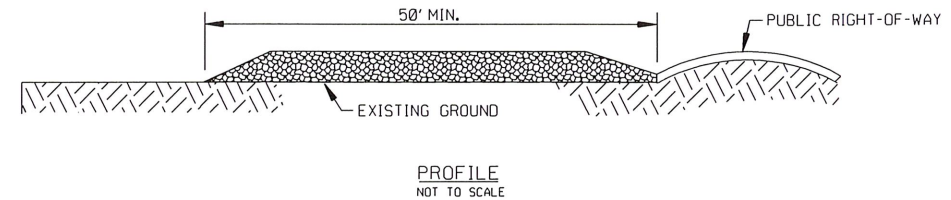
* DRAINAGE AREA LESS THAN TWO (2) ACRES.



REFERENCE:
CHAPTER 1000: CITY OF TULSA STORMWATER MANAGEMENT CRITERIA MANUAL.

STANDARD OBTAINED FROM: USDA-SCS, MD. STANDARDS AND SPECIFICATIONS FOR SOIL EROSION AND SEDIMENT CONTROL IN DEVELOPING AREAS.

STABILIZED CONSTRUCTION ENTRANCE
NOT TO SCALE



NOTE:

1. STONE SIZE AASHTO DESIGNATION M43, SIZE NO. 2 (2-1/2" TO 1-1/2"). USE CRUSHED STONE.
2. LENGTH - AS EFFECTIVE, BUT NOT LESS THAN 50 FEET.
3. THICKNESS - NOT LESS THAN EIGHT (8) INCHES.
4. WIDTH - NOT LESS THAN FULL WIDTH OF ALL POINTS OF INGRESS OR EGRESS.
5. WASHING - WHEN NECESSARY, WHEELS SHALL BE CLEANED TO REMOVE SEDIMENT PRIOR TO ENTRANCE ONTO PUBLIC RIGHT-OF-WAY. WHEN WASHING IS REQUIRED, IT SHALL BE DONE ON AN AREA STABILIZED WITH CRUSHED STONE WHICH DRAINS INTO AN APPROVED SEDIMENT TRAP OR SEDIMENT BASIN. ALL SEDIMENT SHALL BE PREVENTED FROM ENTERING ANY STORM DRAIN, DITCH, OR WATERCOURSE THROUGH USE OF SANDBAGS, GRAVEL, BOARDS, OR OTHER APPROVED METHODS.
6. MAINTENANCE - THE ENTRANCE SHALL BE MAINTAINED IN A CONDITION WHICH WILL PREVENT TRACKING OR FLOWING OF SEDIMENT ONTO PUBLIC RIGHT-OF-WAYS. THIS MAY REQUIRE PERIODIC TOP DRESSING WITH ADDITIONAL STONE AS CONDITIONS DEMAND AND REPAIR AND/OR CLEANOUT OF ANY MEASURES USED TO TRAP SEDIMENT. ALL SEDIMENT SPILLED, DROPPED, WASHED, OR TRACKED ONTO PUBLIC RIGHT-OF-WAYS MUST BE REMOVED IMMEDIATELY BY THE CONTRACTOR.

[Signature]
CITY ENGINEER

[Signature]
DESIGN MANAGER

CITY OF TULSA, OKLAHOMA
ENGINEERING SERVICES DEPARTMENT

STANDARD SILT FENCE
AND CONSTRUCTION ENTRANCE

DATE: MARCH 2022

STD. 126

REVISION	BY	DATE