

City of Tulsa 1921 Race Massacre Graves Investigation Update

September 13, 2022



Meeting Agenda

- Welcome
- Update on next steps of key recommendations in the 1921 Graves Investigation
- DNA Update from Utah Coalition Intermountain Forensics
- Questions



Tulsa Race Massacre Investigation 2022

- Proposed Next Phases of Fieldwork
- Phoebe R. Stubblefield and Kary L. Stackelbeck

Recommendations

Systematic enlargement of excavation area in Section 20 focusing on exhuming simple coffin black male burials

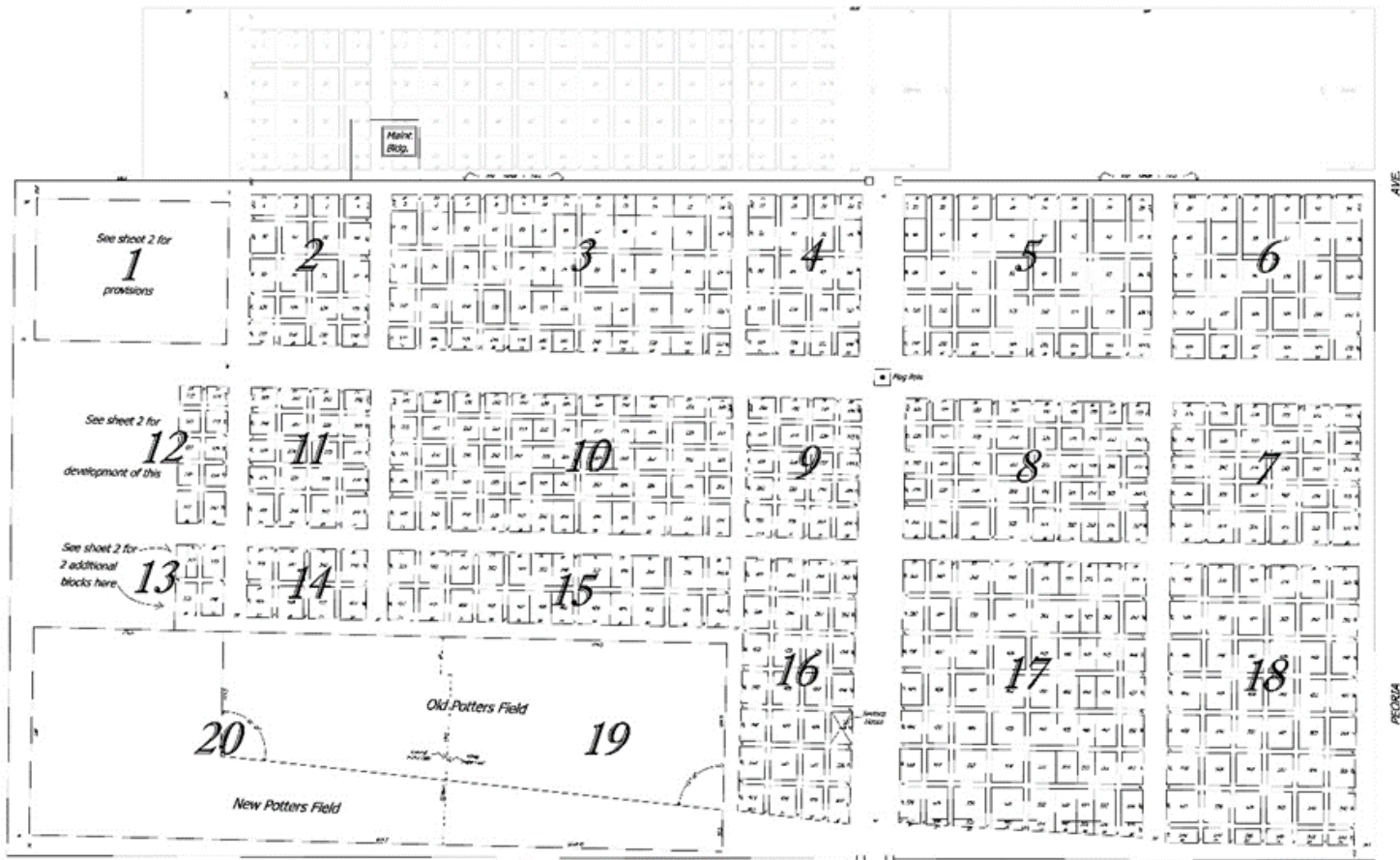
Conduct geoarchaeological survey of Newblock Park/Canes areas

Encourage community engagement for family reference DNA samples

Eighth

OAK LAWN CEMETERY

Street



Scale:



ELEVENTH

Note: Sections numbered and corrections made in 1935

Sheet 2 of 3 sheets.

STREET

Approved by the City Engineer
JAMES H. BROWN, City Engineer
1917

I hereby certify that I have made a true and accurate survey of blocks 4 and 5 of the Oak Lawn Addition to Tulsa for an Addition to Oak Lawn Cemetery and the above Plat is true of same. March 26th to April 3rd 1917
C. K. McComb, Civil Engineer

AVE

PECORA

Table 5. Male Oaklawn Unknown Individuals Assessed for Characteristics of the Original 18 Burials

Burial Number	Plain Coffin	Evidence of Projectile Trauma or Burning	Status as Possible Original 18 Burial
3	Yes	None observed	Not Excluded
9	Yes	None observed	Not Excluded
15	Yes	None observed	Not Excluded
17	Yes	None observed	Not Excluded
19	Yes	None observed	Not Excluded
27	Yes	Multiple gunshot wounds	Included
29	No	None observed	Excluded
30*	Plain	None observed	Not Excluded*

* Burial 30 had a metastatic disease or similar ailment at the time of death. He is not excluded, as riot activity could be a contributing factor to the death.



Expand Excavations at Oaklawn

- Moving forward with field work preparations.
- Re-exhume select individuals from 2021 excavations for additional DNA samples
- Expand from the 2021 excavation block
- Remove overburden to level of coffins
- Excavate individual adult graves to assess style of coffin and hardware
- Exhume adults in simple wooden caskets
- Transport to on-site laboratory for forensic analysis

Forensic Analysis and Reburial

- On-site forensic analysis
- Extract samples for DNA analysis
- Upon completion of forensic documentation and confirmation of adequate DNA samples, rebury in original location

Assistance from Members of the Community

- Leading a solemn moment before and after fieldwork
- Escort exhumed remains to forensic lab
- Screen hand excavated soil
- Monitor fieldwork
- Reburial process

Geoarchaeological Investigation: Newblock Park and the Canes

Geoarchaeological Investigation: Newblock Park and The Canes

- Extraction of soil core samples
- Analysis of soil core samples
- Report on the results
- Recommendations for future work in both areas





INTERMOUNTAIN FORENSICS

September 2022 Update – Tulsa Project

Daniel (Danny) Hellwig – Laboratory Development Director

DNA Update from Intermountain Forensics

- Two samples still ready to move forward
 - (BL3 & BL17)
- No further samples have achieved threshold for testing as of yet
 - Working with the team to identify and process more samples from these bodies
- IMF working on optimizing and accrediting the process before running samples
- The two “green” samples will be run on the first sample batch post validation, post accreditation

BL#	Initial Quant Auto (teeth)	Final Quant (Auto)
1	0.012	Insufficient
3	0.051	0.686
4	0.007	Insufficient
9	0.014	Insufficient
13	0	Insufficient
14	0	Insufficient
15	0.015	Insufficient
16	0.006	Insufficient
17	0.05	0.555
19	0	Insufficient
27	0.002	Insufficient
28	0.005	Insufficient
29	0.011	Insufficient
30	0	Insufficient

Phase 1:
Teeth - Preliminary

Awaiting more sample (red/orange/yellow)

- Red / Orange / Yellow
- IMF will work with the team to identify and select best samples
- Extracts will be combined to maximize DNA yield
- All further testing is “paused” on these samples
 - The samples “might” work without more DNA yield
 - IMF would rather maximize possibility of a good result and will wait for more sample

Process Optimization

- IMF has been working with a variety of entities to optimize/validate/accredit our processing before running Tulsa samples
 - Maximize the ability to get a usable result
- Clarett Bio SRSLY kit selected
 - Consulted with partners (VUMC Technologies for Advanced Genomics, Astrea Forensics, Illumina etc.) to optimize ancient DNA techniques
 - Validation run 1 complete
 - Validation run 2 in progress
 - Completion of run 2 will finalize samples required for our validation
 - Tulsa samples will be run on the first production batch
- Forensic SNP's will be added to ISO 17025 Accreditation
 - Expected completion in September



INTERMOUNTAIN FORENSICS

September 2022 Update – Tulsa Project

Alison Wilde– Genetic Genealogy Team

Understanding the Role of Genetic Genealogy

The City of Tulsa's 1921 Graves Investigation project seeks to identify human remains found in Oaklawn cemetery through the use of Investigative Genetic Genealogy (IGG). The Investigative Genetic Genealogy (IGG) process involves comparison of DNA profiles from the Oaklawn remains to members of the public who have previously taken consumer DNA tests and uploaded them to the publicly available genealogy DNA databases GEDmatch and/or Family Tree DNA.

Meet some of our Genetic Genealogy Team

Our genetic genealogy team is a crew of highly dedicated volunteers. This is a labor of love for all of them. We're proud of the experience and diversity our team members bring to this important identification project. Please meet (from left to right): Alison, Janel, Lisa, Elizabeth, Valerie, Samantha, Andrea, and Jenny (not pictured).



Preliminary Work - Genealogy Team

1. Tree build for known and potential victims
2. Make information available online and send directly to anyone requesting (www.Tulsa1921DNA.org)
3. Create process to accept information from community members
 - a) Provide paths for participation at any comfort level
 - Family story / Family tree
 - DNA involvement
 - b) Emphasize respect for participation level choices
 - Only way to identify remains is use of DNA
 - Only community members comfortable with DNA testing should participate in the DNA comparison aspect

Did your family live in Tulsa in 1921?

We need your help.

Intermountain Forensics is a non-profit DNA laboratory assisting the City of Tulsa in identifying remains recovered from mass graves believed to be from the 1921 Tulsa Race Massacre.

We are asking for help from anyone with information regarding stories, records, family trees and more from this time period. We are especially interested in hearing from those that might have had relatives in Tulsa in 1921, or wish to have their own DNA compared against the unidentified remains in this project.



Scan this code to fill out our online form. For a desktop, please visit the link below. If you need assistance in filling out the form, please visit any Tulsa Library location.



For more info:

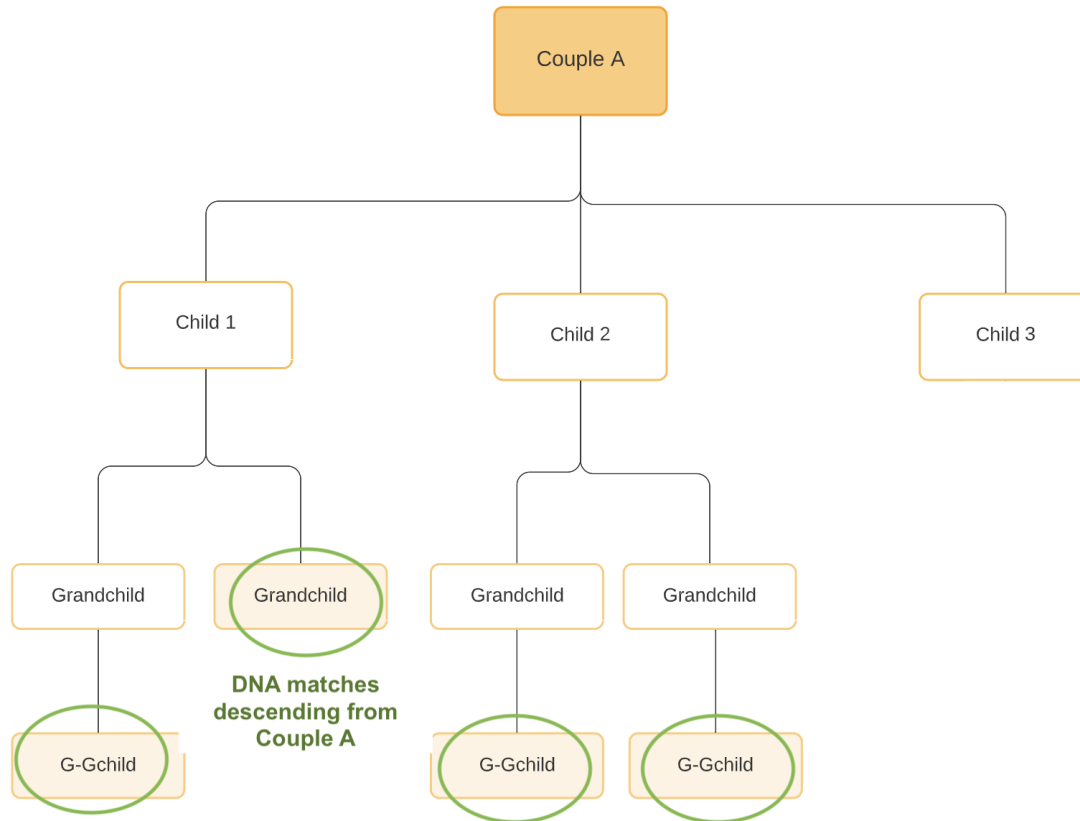
www.tulsa1921dna.org

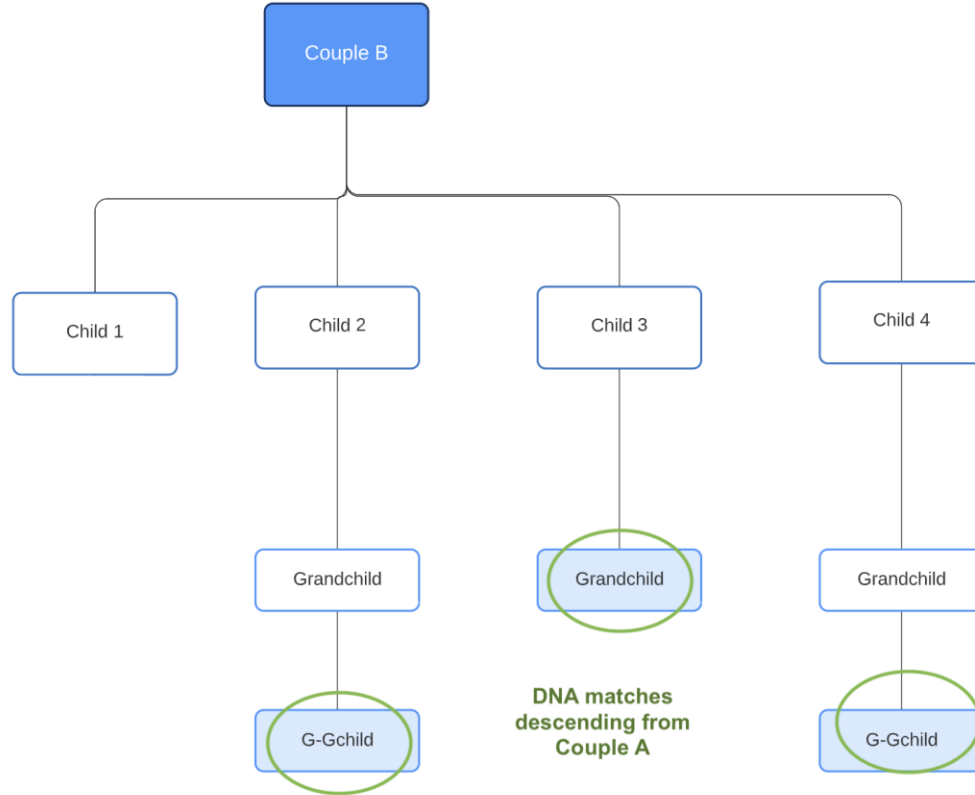
Information Donations

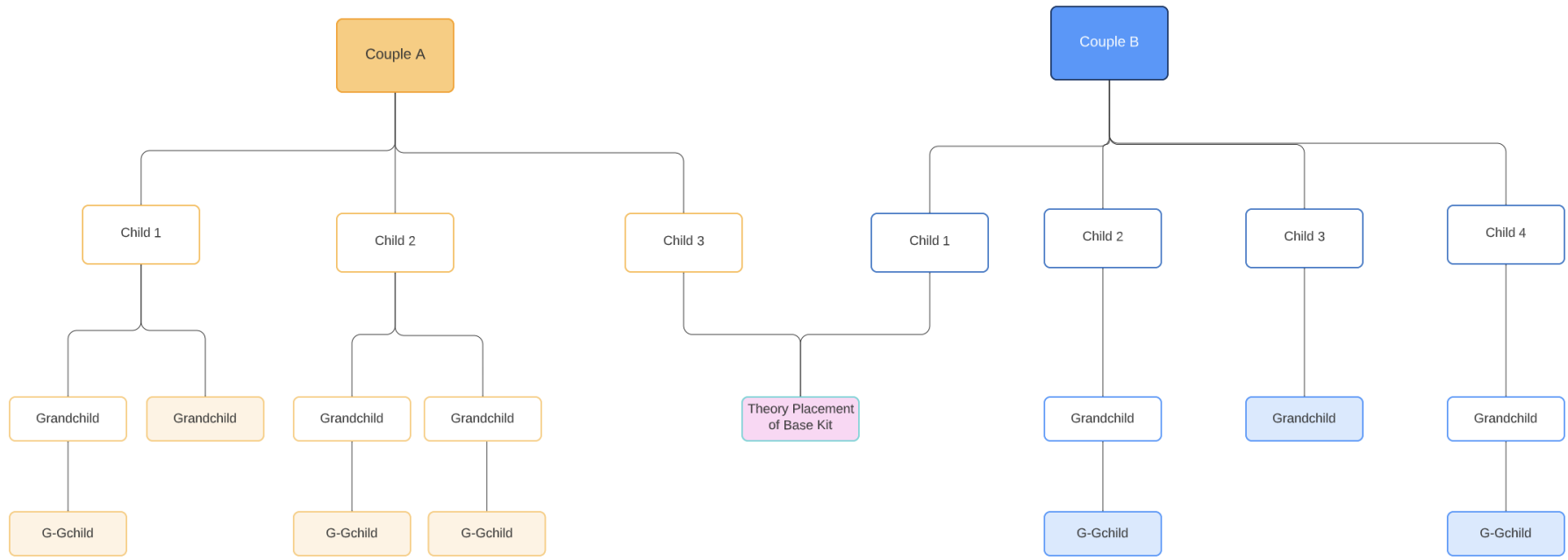
1. Family stories
2. Family trees
3. Existing consumer DNA tests (~70% have already taken)
4. Requests for additional information regarding DNA comparison
5. Interest in taking a DNA test (descendant/relative of victim)

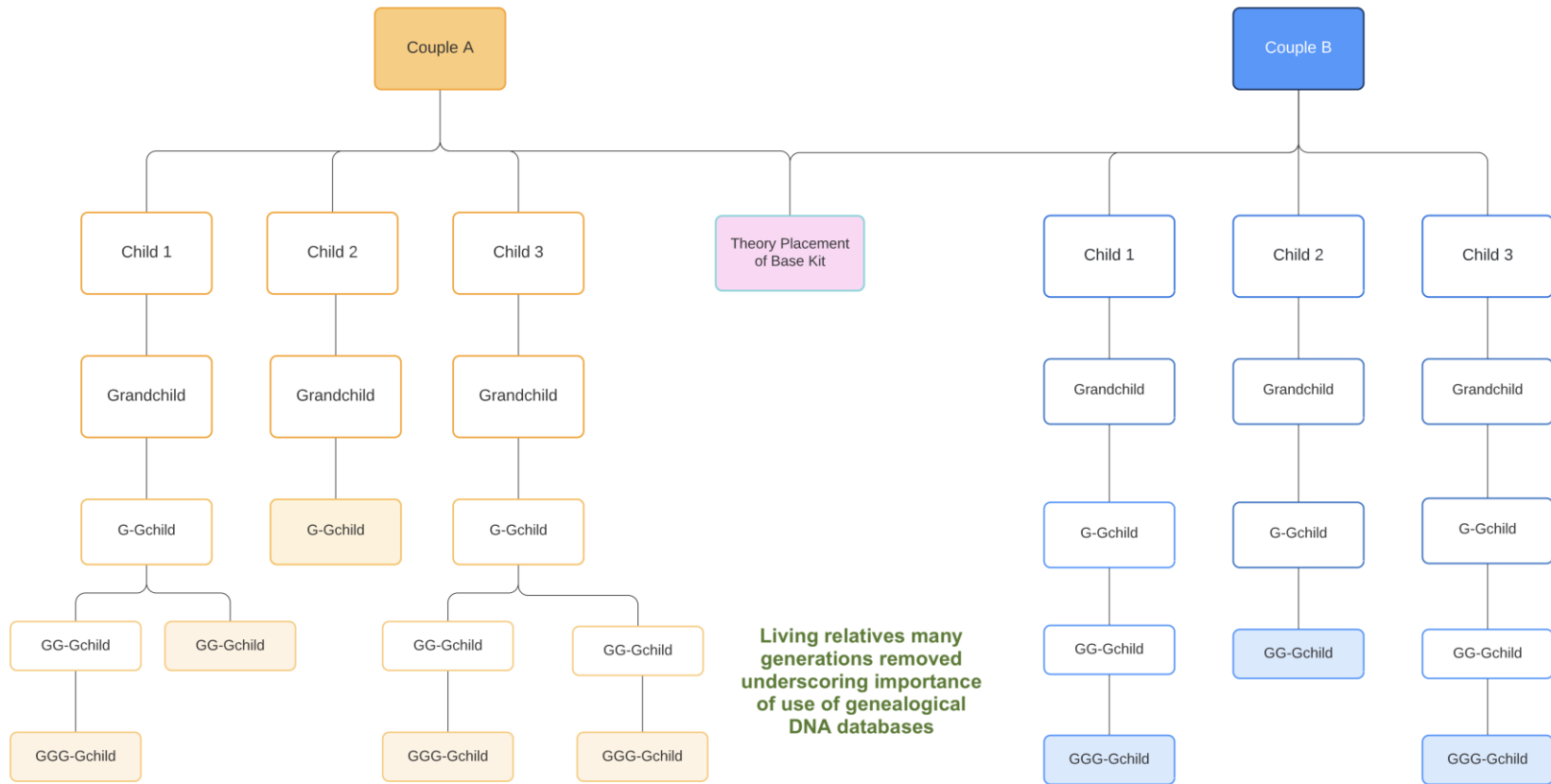
Investigative Genetic Genealogy (IGG) Process

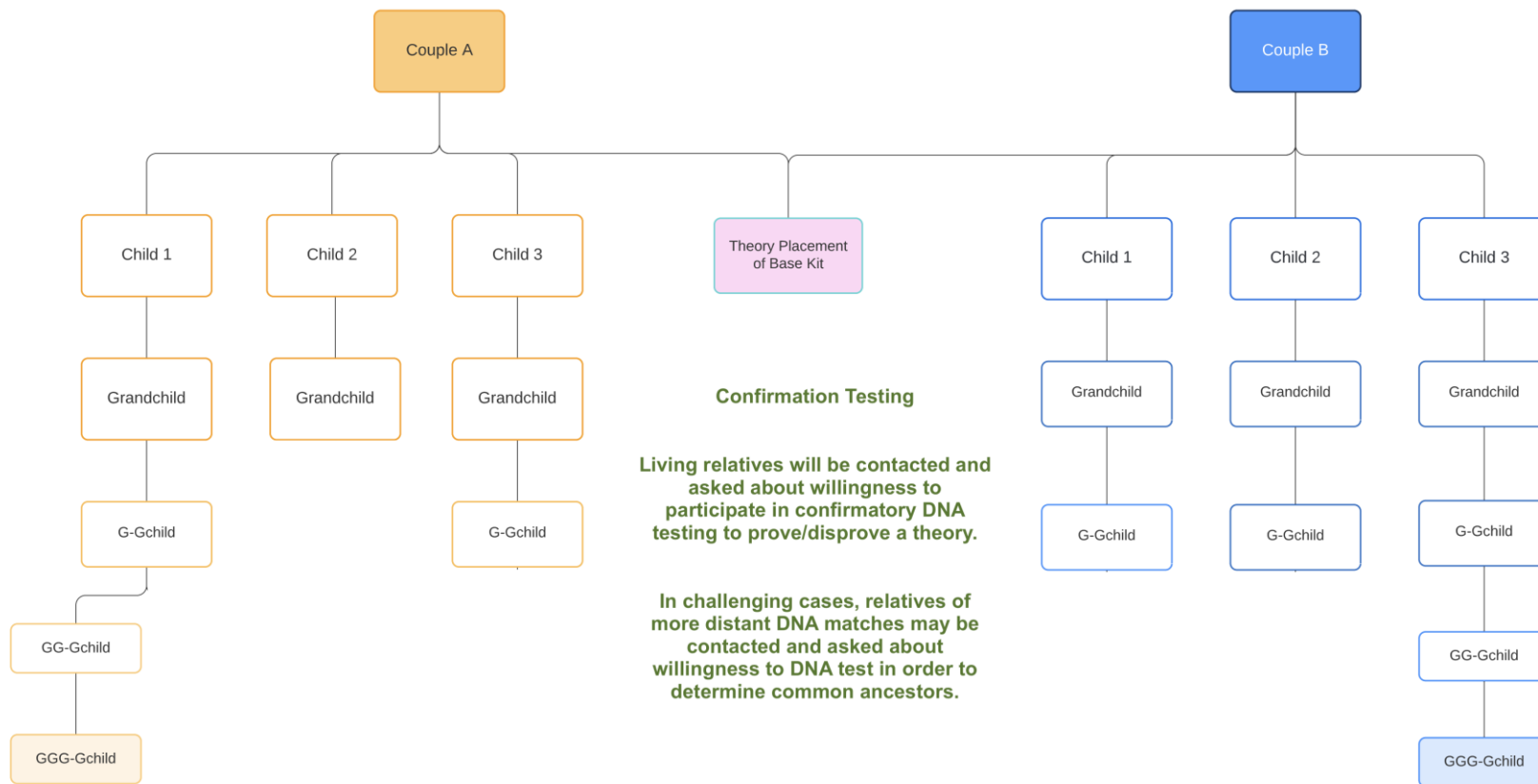
1. Upload file from lab to public databases GEDmatch and FTDNA
 - a) More than a million voluntary DNA uploaders
 - b) Only two with terms of service allowing for unidentified remains
 - c) Large database = more DNA relatives = best chance for success
2. Find common ancestors among DNA relatives (DNA matches)
 - a) Couple A, Couple B, etc.
3. Theory placement
 - a) How related to descendants of Couple A, Couple B, etc?
4. Confirmation testing
 - a) Prove or disprove theory placement
 - b) Voluntary











Information Donations

1. Family stories
2. Family trees
3. Existing consumer DNA tests (~70% have already taken)
 - Already in GEDmatch or FTDNA database = automatic comparison = grouping
4. Requests for additional information regarding DNA *comparison*
 - Chart of paths available for DNA comparison and privacy settings
 - Video showing GEDmatch upload and privacy settings
 - Links to additional information
5. Interest in taking a DNA test
 - Genealogy team member responds with information on free consumer DNA tests for descendants or relatives of victims

Comparison paths chart emailed to elective DNA testers outlines options for various privacy settings.

Also available online:
www.Tulsa1921DNA.org

Details and links to more information

Ways to Have Your DNA Compared to Unidentified Remains in the 1921 Graves Investigation Project

DNA testing, uploading your file to GEDmatch and opting in are your personal choices and yours alone. Please read the Terms of Service at Ancestry, Family Tree DNA (FTDNA) and GEDmatch carefully to determine which path below is best for you.

	PATH A DNA test at Ancestry ¹ with NO relative matching; NO upload to GEDmatch; DNA file is emailed to IMF	PATH B DNA test at Ancestry ¹ with relative matching; NO upload to GEDmatch; DNA file is emailed to IMF	PATH C DNA test at Ancestry ¹ with relative matching; upload to GEDmatch; opting in to comparison to human remains	PATH D DNA test at Ancestry ¹ with relative matching; upload to GEDmatch; opting in to comparison to human remains & crime scene DNA	PATH E DNA test at FTDNA ² with relative matching & opting in to comparison to human remains & crime scene DNA; NO upload to GEDmatch
ancestry					
DNA sample (saliva) sent to Ancestry ³	✓	✓	✓	✓	DNA sample (cheek swab) sent to FTDNA
DNA raw data file at Ancestry ⁴	✓	✓	✓	✓	DNA raw data file at FTDNA
Relative matching ⁵ at Ancestry	✗	✓	✓	✓	Opted in for relative matching ⁶ at FTDNA
DNA matches see username	✗	✓	✓	✓	Email visible to DNA matches
GEDmatch					
DNA raw data file uploaded to GEDmatch ⁷	✗	✗	✓	✓	Opted-in at FTDNA for comparison to both unidentified remains and crime scene DNA submitted by agencies (only choice at FTDNA)
GEDmatch relative matching ⁷	✗	✗	✓	✓	
DNA matches see username (or alias) & email	✗	✗	✓	✓	
Used at GEDmatch by agencies identifying human remains ⁸	✗	✗	✓	✓	
Used at GEDmatch by agencies identifying crime scene DNA ⁹	✗	✗	✗	✓	
INTERMOUNTAIN FORENSICS					
DNA raw data file sent to IMF & compared to remains ¹⁰	✓	✓	No need to send	No need to send	No need to send
Thank you for submitting your DNA via one of the paths above.					
Your DNA will be compared to the remains in the 1921 Tulsa Identification Project	✓	✓	✓	✓	✓
Another valid option is to decide you do not feel comfortable with DNA testing at this time. If so, we are still interested in hearing about your family's ties to the Tulsa Race Massacre. You can share stories, images & more via our online form .					

¹ If you tested at another Direct-to-Consumer (DTC) company such as 23 and Me or My Heritage, the same paths are available.

² See FTDNA [Terms of Service & Privacy Statement](#).

³ If you are a descendant of a Tulsa Race Massacre victim, please contact us at info@IntermountainForensics.com about qualifying for a free Ancestry DNA test.

⁴ See Ancestry [Terms & Conditions & Privacy Statement](#).

⁵ Relative matching may sometimes reveal unexpected family relationships. For more information read the "[Genetic Genealogy Standards](#)" document.

⁶ View instructional video regarding your upload to GEDmatch: www.tulsa1921dna.org.

⁷ See GEDmatch [Terms of Service & Privacy Policy](#). An additional option with GEDmatch allows a user to select the Research Kit option and then send their kit number to Intermountain Forensics after upload.

⁸ Users selecting "Opt-Out" at the time of upload to GEDmatch will be automatically compared to the remains from Oklawm Cemetery AND unidentified human remains found elsewhere by different agencies.

⁹ Users selecting "Opt-In" at the time of upload to GEDmatch are additionally giving their authorization to be compared to crime scene DNA.

¹⁰ The DNA raw data files sent to info@IntermountainForensics.com will be treated as confidential correspondence and used only to compare directly, one by one, against human remains from the Tulsa 1921 Graves Investigation commissioned by the City of Tulsa. Intermountain Forensics does not have a database to hold this information, nor will they willingly provide any consumer raw data files to the City of Tulsa or any other agency.

Consumer DNA company settings to look for:

GEDmatch settings to look for – especially authorization for unidentified remains vs. crime scene DNA comparisons:

Non-GEDmatch option: (con: doesn't allow for grouping)

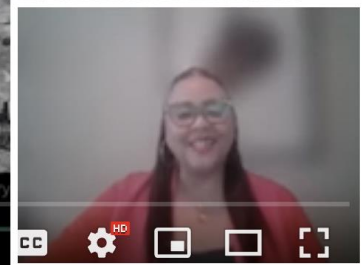
	PATH A DNA test at Ancestry ¹ with NO relative matching; NO upload to GEDmatch; DNA file is emailed to IMF	PATH B DNA test at Ancestry ¹ with relative matching; NO upload to GEDmatch; DNA file is emailed to IMF	PATH C DNA test at Ancestry ¹ with relative matching; upload to GEDmatch opting in to comparison to human remains	PATH D DNA test at Ancestry ¹ with relative matching; upload to GEDmatch opting in to comparison to human remains & crime scene DNA	PATH E DNA test at FTDNA ² with relative matching & opting in to comparison to human remains & crime scene DNA; NO upload to GEDmatch
ancestry					FamilyTreeDNA ³
DNA sample (saliva) sent to Ancestry ²	✓	✓	✓	✓	DNA sample (cheek swab) sent to FTDNA
DNA raw data file at Ancestry ⁴	✓	✓	✓	✓	DNA raw data file at FTDNA
Relative matching ⁵ at Ancestry	✗	✓	✓	✓	Opted in for relative matching ⁵ at FTDNA
DNA matches see username	✗	✓	✓	✓	Email visible to DNA matches
GEDmatch					
DNA raw data file uploaded to GEDmatch ⁶	✗	✗	✓	✓	Opted-in at FTDNA for comparison to both unidentified remains and crime scene DNA submitted by agencies (only choice at FTDNA)
GEDmatch relative matching ⁷	✗	✗	✓	✓	
DNA matches see username (or alias) & email	✗	✗	✓	✓	
Used at GEDmatch by agencies identifying human remains ⁸	✗	✗	✓	✓	
Used at GEDmatch by agencies identifying crime scene DNA ⁹	✗	✗	✗	✓	
INTERMOUNTAIN FORENSICS					
DNA raw data file sent to IMF & compared 1:1 with remains ¹⁰	✓	✓	No need to send	No need to send	No need to send
Thank you for submitting your DNA via one of the paths above.					
Your DNA will be compared to the remains in the 1921 Tulsa Identification Project	✓	✓	✓	✓	✓
Another valid option is to decide you do not feel comfortable with DNA testing at this time. If so, we are still interested in hearing about your family's ties to the Tulsa Race Massacre. You can share stories, images & more via our online form .					

1921 Tulsa Identification Project



Photo credits: Library

www.tulsa1921dna.org





Your requested data is available now.

The data file is ready for
Your Name Here

[Download DNA Data](#)

For your security, this link will only work once and will automatically expire after 7 days. If the link no longer works, go to your [AncestryDNA® settings](#) page to start the process again.

3:58 / 11:31

Tulsa Identification Project GEDMatch Upload Instructions



Your 23andMe raw data download is ready!

Dear ,

Thank you for your raw data download request. Click the link below to download your 23andMe raw data.

Note that once you've downloaded your raw data, you are responsible for its storage and security. If you didn't request to have your data downloaded, or have any questions, please contact [Customer Care](#) .

[Download Raw Data](#) →

5:30 / 11:31

Tulsa Identification Project GEDMatch Upload Instructions

Uploading DNA to GEDmatch

8:10 / 11:31

3 Privacy Options

Select one of the following privacy options for this kit:

Opt In

Most Popular

We will compare your DNA kit to all other kits in the GEDmatch database to find your matching genetic relatives. Kits in the database include those submitted by users undertaking personal genetic genealogy research, adoptee searches, users (including law enforcement) attempting to identify unidentified human remains, and law enforcement attempting to identify perpetrators of violent crimes. Your kit **WILL** be compared with kits submitted by law enforcement to identify perpetrators of violent crimes. The operators of GEDmatch encourage everybody to select this option.

Research

This kit will not be shown in match result reports generated for other kits. Genealogy and Genetic Genealogy require the sharing of information. This option is provided primarily for artificially created research kits, but may be used for regular uploads if you have specific reasons for doing so.

Opt Out

We will compare your DNA kit to all other kits in the GEDmatch database to find your matching genetic relatives. Kits in the database include those submitted by users undertaking personal genetic genealogy research, adoptee searches, and users (including law enforcement) attempting to identify unidentified human remains. Your kit **WILL NOT** be compared with kits submitted by law enforcement to identify perpetrators of violent crimes.

Private

This kit will not be available for any matching. The kit will be in the database, and it will be batch processed, but no comparison results will be shown unless this privacy setting is changed by you later.



Photo Credit: Universal History Archive / Getty Images

1921 Tulsa Identification Project

Our nonprofit DNA laboratory is honored to assist the City of Tulsa in identifying victims of the 1921 Tulsa Race Massacre. A number of massacre victims were buried in unmarked graves. As part of an important effort to identify victims, the City exhumed a number of bodies in the summer of 2021.

Before we can start the work of identification, we are asking for help from anyone with information regarding stories, records, and more. We are especially interested in those that had family members in Tulsa in 1921.

[Provide Information](#)

[See Here For More Information on the Genealogical Process We Are Using](#)
[Learn more about uploading your DNA information to GEDMatch](#)



Timeline - Genealogy Team

info@intermountainforensics.com

www.Tulsa1921DNA.org

1. September: continue responding to information donors
2. September/October: move from preliminary work to IGG as soon as receive lab sequencing results.
 - a) Contact information donors and DNA relatives, if necessary, for clarification on family stories and trees.
3. Identification timeline: Impossible to estimate until we receive DNA relative match lists at GEDmatch and FTDNA.
 - a) Unidentified remains projects take days, weeks, months or years depending upon the closeness of DNA relatives at GEDmatch and/or FTDNA.



CITY OF
Tulsa
A New Kind of *Energy*™