



**Department of Finance
Budget and Planning Division
Capital Planning Section
175 E 2nd, Tulsa, Oklahoma 74103-3203**

To: STOC

Jake Epp
From: Capital Planning Analyst

Date: July 26, 2022

Subject: July Meeting

Enclosed is the material for your July 26, 2022 meeting including the June 30, 2022 Financial Report for your review. 2016 and 2020 Sales Tax Program revenues for July 2022 and the fiscal year to date compared to 2016 and 2020 Sales Tax Program Adopted Budget Estimates are:

	Actual	Current Adopted Budget	Variance from Adopted Budget
Month of July	\$10,611,045	\$10,033,323	5.8%
Year To Date	\$10,611,045	\$10,033,323	5.8%

Please note the above amounts are the Sales Tax revenue only.

The 2016 and 2020 Sales Tax Programs Funds (4000 and 409), in addition to sales tax revenue, receives interest, and other revenues such as grants, transfers and miscellaneous revenues. Total revenue reported for the funds is not available until the end of the month so, the information provided below is for the most recently completed month. Total Fund 4000 and 409 revenue for the month of June was:

	Month Ending: June 30, 2022	Variance from Adopted Budget	Year Thru: June 30, 2022	Variance from Adopted Budget
Sales Tax Revenue	\$9,632,792	16.5%	\$111,934,724	7.1%
Interest on Investments	\$232,058	N/A	\$2,153,639	N/A
Other Revenue	\$0	N/A	\$0	N/A
Total Fund Revenue	\$9,864,850	16.0%	\$114,088,363	9.0%

SALES TAX OVERVIEW COMMITTEE
JULY 26, 2022, 8:00 AM
175 E. 2ND ST, 10-SOUTH CONFERENCE ROOM

The STOC will meet in person at 8:00 am on July 26, 2022.

- I. Call to Order
- II. Reading of the June Minutes
- III. Chair Report to Council
- IV. Subcommittee Reports
 - A. Vison
 - B. Public Safety
 - C. Parks
 - D. Transportation
 - E. Financial
- V. Unfinished Business
- VI. New Business
 - A. Chair Report Presenters
- VII. Adjournment

STOC

Sales Tax Overview Committee

MINUTES amended
Sales Tax Overview Committee Meeting
June 28, 2022, 8:00 a.m.
175 E 2nd Street, Room 10-South

The Sales Tax Overview Committee met for the regular monthly meeting at 8:00 a.m. on June 28, 2022.

I. Call to Order

Chair Ashley Webb called the meeting to order at 8:00 a.m.

The following members were present:

Pamela Amburgy	Jonathan Hall	Paul McTighe
Janae Bradford	Rhonda Hinrichs	Sylvia Powell
Ellouise Cochrane	Linda Jenkins	Kathy Sebert
Jeff Covington	Mareo Johnson	Ashley Webb
Scott Grizzle	Steve King	

The following members were not present:

Marcia Bruno-Todd	Renee Plocek
Alex Gomez	Steven Watts

Also present:

Jarrod Moore	Jake Epp	Anne Boyd	Jack Neely
Carol Jones			

II. Approval of Minutes

Minutes for the April and May meetings were read. Kathy Sebert moved that both months be approved as read, Steve King seconded the motion. The motion carried. April and May minutes are approved as read.

III. Chair's Report

Ashley Webb gave the Chair Report. He reported he highlighted several projects including the Animal Shelter. He suggested to the Council that work on this project should proceed with some portion of the planned work so to prevent any more of it being tabled due to rising costs. There were no discussions or questions.

STOC

Sales Tax Overview Committee

IV. Committee Reports

A. Vision

Kathy Sebert gave the report. There were no project presenters this month. There were some challenges for the dam project due to excessive rainfall. The project was paused for about 3 weeks but has since been restarted after repairs on the coffer dams. Work on the piers is ongoing. About 50 percent of the Gilcrease Museum project is currently bidding. The piers for the foundation are complete. Grade beams and elevator pits are getting started. There were no other questions or discussions, and the report was accepted.

B. Public Safety

Kathy Sebert and Ashley Webb reported on Public Safety. The animal shelter project is to receive funding from ARPA (American Rescue Plan Act). Recent cost estimates are \$1.9 million higher than July 2021 estimates. The Committee is recommending that something get started before the prices go up too much more. Chief Larsen and Chief Mallory were unable to attend the subcommittee. There were some questions for them which were emailed. Both Chiefs responded to those emails and the information was forwarded to the committee. There were no other questions or discussions, and the report was accepted.

C. Parks

Ashley Webb reported on Parks. Zeigler splash pad is open for use. The pool reconstruction at Reed Park has faced some weather delays and will not open this season. The slide at McClure Park pool should be rebidding soon. There were no further questions or comments, and the report was accepted.

D. Transportation

Pine from Yale to Sheridan is nearing completion. This is the last of the Fix Our Streets projects. Admiral and Harvard intersection is 99 percent done. Yale, 81st to 91st is currently behind by 30 to 60 days due to weather delays. Crow Creek Bridge is about 80 percent done. There were no further questions or comments, and the report was accepted.

E. Financial

The June collections were \$9.63M which is about 16.5 percent over budget. Current sales tax collections are about 7.1 percent ahead of budget for the year to date.

STOC

Sales Tax Overview Committee

V. Unfinished Business

A. Election of Officers

Nominations are Chairperson – Ashley Webb

Vice Chairperson – Kathy Sebert

Secretary – Janae Bradford

The floor was opened for additional nominations, none were made. The current officers were previously nominated to continue in their roles. Ellouise Cochrane moved to elect the currently nominated persons, Sylvia Powell seconded. The motion carried.

VI. New Business

A. Chair Report Presenters

Date	Presenter	Backup
July 13	Kathy Sebert	Ashley Webb
Aug 3	Janae Bradford	Kathy Sebert
Sep 14	Mareo Johnson	Ashley Webb

7/13, 8/3, 9/14, 10/19, 11/2, 12/7

VII. Adjournment

The meeting was adjourned at 8:55 a.m.

Ashley Webb, Chair

Kathy Sebert, Vice Chair



STOC

SALES TAX OVERVIEW COMMITTEE

Ashley Webb
Chair

Ashley R. Webb
Riggs, Abney, Neal, Turpen, Orbison & Lewis Inc.
Attorney At Law
Tulsa, OK 74119
(918) 699-8905

To: City Council

Date: July 13, 2022

Subject: May Report to City Council

Attached is the June 2022 Sales Tax Overview Committee (STOC) Status Report

2006 Special Extended Sales Tax

May expenditures totaled \$461,000, of which \$393,000 was spent on the Site Acquisition For Additional Station project. Encumbrances and commitments total \$6,018,000. Current appropriations for the 2006 Special Extended Sales Tax Fund total \$271,812,000. There is a current appropriation balance of \$4,895,000.

2008 Sales Tax Special Temporary Streets

There were no expenditures in May. Encumbrances and commitments total \$178,000. Current appropriations for the 2008 Sales Tax Special Temporary Streets Fund total \$145,494,000. There is a current appropriation balance of \$88,000.

2014 Sales Tax

May expenditures totaled \$1,834,000, of which \$617,000 was spent on the 81St Street Sheridan - Memorial Widening project. Encumbrances and commitments total \$58,067,000. Current appropriations for the 2014 Sales Tax Fund total \$567,923,000. There is a current appropriation balance of \$141,465,000.

2016 Sales Tax

May expenditures totaled \$7,341,000, of which \$4,740,000 was spent on the monthly transfer to service debt on the Tulsa Vision advanced sales tax revenue bond. Encumbrances and commitments total \$17,367,000. Current appropriations for the 2016 Sales Tax Fund total \$192,472,000. There is a current appropriation balance of \$30,422,000.

2016 Revenue Bond

May expenditures totaled \$1,037,000, of which \$576,419.73 was spent on the BMX National Headquarters project. Encumbrances and commitments total \$66,326,000. Current appropriations for the 2016 Revenue Bond Fund total \$350,600,000. There is a current appropriation balance of \$47,522,000.

2020 Sales Tax

May expenditures totaled \$1,114,000, of which \$940,000 was spent on the Capital Equipment project. Encumbrances and commitments total \$7,231,000. Current appropriations for the 2020 Sales Tax Fund total \$33,618,000. There is a current appropriation balance of \$8,713,000.

2020 General Obligation Bonds

May expenditures totaled \$338,000, of which \$51,000 was spent on the ADA: Transition Plan Update project. Encumbrances and commitments total \$15,106,000. Current appropriations for the 2020 General Obligation Bonds Fund total \$91,395,000. There is a current appropriation balance of \$66,859,000.

2014 General Obligation Bonds

May expenditures totaled \$1,742,000, of which \$784,000 was spent on the Maintenance Zone 1001 project. Encumbrances and commitments total \$23,409,000. Current appropriations for the 2014 General Obligation Bonds Fund total \$306,555,000. There is a current appropriation balance of \$76,489,000.

2008 General Obligation Bonds

There were no expenditures in May. Encumbrances and commitments total \$7,950,000. Current appropriations for the 2008 General Obligation Bonds Fund total \$230,055,000. There is a current appropriation balance of \$5,545,000.

2005 General Obligation Bonds

Respectfully submitted,

Ashley Webb, Chair



Attachments

cc: James Wagner
Keith Eldridge
Jake Epp



FINANCIAL REPORT TO CITY COUNCIL

Wednesday, July 13, 2022

I. Financial Report

Revenue: 2016 Vision 0.805 Percent and 2020 Sales Tax 0.45 Percent Sales Tax Funds

		Fiscal Year to Date	
	June	Thru June	
Actual	\$ 9,632,792	\$	111,934,724
Adopted Budget - Current Year	8,269,224		104,476,477
Actual vs Budget	\$ 1,363,568	\$	7,458,247

Expenditures

Fund	May	Fiscal Year to Date Thru May	
409 - 2020 Sales Tax	\$ 1,113,541	\$	17,639,427
4001, 4003-4004 - Tulsa Vision Rev Bonds	1,037,028		44,381,851
4000 - Tulsa Vision Sales Tax	7,341,306		60,292,795
405 - 2014 Sales Tax	1,834,445		29,031,744
404 - 2008 Streets Temporary Sales Tax	-		39,956
402 - 2006 Special Extended Sales Tax	460,676		3,442,107
TOTAL	\$ 11,786,996	\$	154,827,878

II. Expenditures in Other Funds

Fund	May	Fiscal Year to Date Thru May	
401 - 2001 Sales Tax	18,830		27,473
428 - 2020 GO Bond	337,607		6,181,102
427 - 2014 GO Bond	1,742,239		22,512,356
426 - 2008 GO Bond	-		7,409,243
425 - 2005 GO Bond	-		797,169
TOTAL	\$ 2,098,675	\$	36,927,343

III. Items for the City Council's Attention

- A. Monthly Financial Reports
- B. STOC Committee and Subcommittee Minutes and Reports

IV. Attachments

- A. Attendance Record for the last 12 months
- B. STOC Committee and Subcommittee Minutes and Reports

Respectfully submitted,

Ashley R. Webb, Chair

Attachments

cc: James Wagner
Keith Eldridge
Jake Epp

MAJOR CAPITAL IMPROVEMENTS CONSTRUCTION FUNDS SUMMARY
As of May, 2022

	CURRENT		EXPENDITURES		ENCUMBERED	PERCENT	BALANCE
	APPROPRIATIONS		Current Month	To Date	COMMITTED		
Fund 401 and Fund 403							
2001 Third Penny Sales Tax and 2006 Advance Funded Sales Tax	\$ 112,558,928	\$	18,830	\$ 112,416,743	\$ 127,579	100%	\$ 14,605
Fund 402							
2006 Third Penny Sales Tax Extension	\$ 271,811,704	\$	460,676	\$ 260,898,795	\$ 6,017,849	98%	\$ 4,895,060
Fund 404							
2008 Sales Tax Special Temporary Streets Fund	\$ 145,493,500	\$	-	\$ 145,227,612	\$ 177,605	100%	\$ 88,283
Fund 405							
2014 Sales Tax Fund	\$ 567,922,929	\$	1,834,445	\$ 368,391,075	\$ 58,067,105	75%	\$ 141,464,748
Fund 406: 4000							
2016 Sales Tax Fund	\$ 192,471,770	\$	7,341,306	\$ 144,682,531	\$ 17,367,129	84%	\$ 30,422,111
Fund 406: 4001, 4003, 4004							
2016 Revenue Bond Fund	\$ 350,600,000	\$	1,037,028	\$ 236,751,257	\$ 66,326,427	86%	\$ 47,522,316
Fund 409							
2020 Sales Tax Fund	\$ 33,617,778	\$	1,113,541	\$ 17,673,020	\$ 7,231,379	74%	\$ 8,713,379
Fund 428							
2020 General Obligation Bonds	\$ 91,395,000	\$	337,607	\$ 9,429,411	\$ 15,106,430	27%	\$ 66,859,159
Fund 427							
2014 General Obligation Bonds	\$ 306,555,000	\$	1,742,239	\$ 206,657,593	\$ 23,408,796	75%	\$ 76,488,611
Funds 426							
2008 General Obligation Bonds	\$ 230,054,937	\$	-	\$ 216,559,536	\$ 7,950,171	98%	\$ 5,545,229
Funds 425							
2005 General Obligation Bonds	\$ 74,919,257	\$	-	\$ 74,804,895	\$ (0)	100%	\$ 114,362
Fund 740: 7401-7408							
TMUA--Water Capital Fund	\$ 396,310,405	\$	4,673,363	\$ 319,449,992	\$ 42,533,209	91%	\$ 34,327,204
Funds 750: 7501-7522							
TMUA-Sanitary Sewer Capital Funds	\$ 540,536,375	\$	4,189,144	\$ 426,692,040	\$ 38,821,342	86%	\$ 75,022,992

STOC

Sales Tax Overview Committee

MINUTES amended
Sales Tax Overview Committee Meeting
May 24, 2022, 8:00 a.m.
175 E 2nd Street, Room 10-South

The Sales Tax Overview Committee met for the regular monthly meeting at 8:00 a.m. on May 24, 2022.

I. Call to Order

Chair Ashley Webb called the meeting to order at 8:01 a.m.

The following members were present:

Pamela Amburgy	Paul McTighe
Scott Grizzle	Sylvia Powell
Jonathan Hall	Kathy Sebert
Linda Jenkins	Ashley Webb
Steve King	

The following members were not present:

Janae Bradford	Jeff Covington	Mareo Johnson
Marcia Bruno-Todd	Alex Gomez	Renee Plocek
Ellouise Cochrane	Rhonda Hinrichs	Steven Watts
	Kareem Imheidan	

Also present:

Jarrod Moore	Jake Epp	Anne Boyd	Jack Neely
--------------	----------	-----------	------------

II. Approval of Minutes

Minutes for the April meeting were tabled, there as not a quorum.

.

III. Chair's Report

Ashley Webb gave the Chair Report. He reported he highlighted several projects including the completion of the Ben Hill community center building roof. He gave an overview of the time commitment for the STOC. There were no discussions or questions.

STOC

Sales Tax Overview Committee

IV. Committee Reports

A. Vision

Kathy Sebert gave the report. There were no project presenters this month. She reported that progress on the concrete issues at the Cox Business Center are being resolved if a bit slowly. There will be a task force meeting for the Gilcrease Museum in August, the most recent one was earlier in May. The Committee has expressed a desire for someone from the Arts Commission to attend and explain how the money is being spent, criteria, methodology, and how decisions are made. It is noted, if anyone spots an issue with lights, signs, or other topics, they can contact 311 to have a ticket opened to investigate the issue. There were no other questions or discussions, and the report was accepted.

B. Public Safety

Kathy Sebert and Ashley Webb reported on Public Safety. The animal shelter project is to receive funding from ARPA (American Rescue Plan Act). Recent cost estimates are \$1.9 million higher than July 2021 estimates. Discussions are ongoing on the work that will be done with available funding. A finalist for Route 66 Xperience has been chosen, there as a rendering published in the World. There were no other questions or discussions, and the report was accepted.

C. Parks

Ashley Webb reported on Parks. The roof for the community center at Hill Park is complete, this project should be dropping off the report soon. Advertising for the slide at the McClure Park plunge pool will be in late July. Work on moving money from Langenheim to Whiteside for work on an "all inclusive" playground is ongoing. There were no further questions or comments, and the report was accepted.

D. Transportation

Pine from Yale to Sheridan is nearing completion. Southwest Blvd from 23 W Ave to 33 W Ave and 31 W to 40 W will be combined. Bidding will start in June after the bike race. Issues have cropped up on the Lewis & 41st project. There unexpected voids under the street and high pressure gas line. These issues are being worked through. There were no further questions or comments, and the report was accepted.

E. Financial

The May collections were \$9.86M which is about 13.2 percent over budget. Current sales tax collections are about 6.3 percent ahead of budget for the year to date.

STOC

Sales Tax Overview Committee

V. Unfinished Business

A. Election of Officers

Nominations are Chairperson – Ashley Webb

Vice Chairperson – Kathy Sebert

Secretary – Janae Bradford

Elections were not held in April because there was not a quorum.

VI. New Business

A. Chair Report Presenters

Date	Presenter	Backup
June 8	Ashley Webb	Sylvia Powell

7/13, 8/3, 9/14, 10/19, 11/2, 12/7

VII. Adjournment

The meeting was adjourned at 8:55 a.m.

Ashley Webb, Chair

Kathy Sebert, Vice Chair



Sales Tax Overview Committee

STOC

SALES TAX OVERVIEW COMMITTEE

12-Month Attendance Record

Jun-22

Member	Expires	District	Jan-22	Feb-22	Mar-22	Apr-22	May-22	Jun-22	Jul-21	Aug-21	Sep-21	Oct-21	Nov-21	Dec-21	# Attended	# Possible	Comments
Hinrichs, Rhonda	Dec-22	1	A	A	A	P	A	P	P	A	P	OT	OT	A	4 of 12		
Jenkins, Linda	Dec-24	1	P	P	P	P	P	P	P	P	P	P	P	P	12 of 12		
McTighe Jr., Paul	Dec-22	2	P	P	P	P	P	P	P	P	P	P	P	P	12 of 12		
Powell, Sylvia	Dec-24	2	A	P	A	P	P	A	P	A	P	A	A	A	5 of 12		
Vacant	Dec-26	3	NM	NM	NM	A	NM	NM	NM	NM	NM	NM	NM	NM	0 of 1		K. IMEIDAN RESIGNED 5/19
Plocek, Renee	Dec-24	3	A	A	A	A	A	A	A	A	A	A	A	A	0 of 12		
Vacant	Dec-22	4	NM	NM	NM	NM	NM	NM	NM	NM	NM	NM	NM	NM	0 of 0		
Webb, Ashley (Chair)	Dec-24	4	A	P	P	P	P	P	P	A	P	P	P	P	10 of 12		
Sebert, Kathy (Vice-Chair)	Dec-22	5	P	P	P	P	P	P	P	P	P	P	OT	P	11 of 12		
Covington, Jeff	Dec-24	5	A	P	P	A	A	P	P	P	P	P	A	A	7 of 12		
Vacant	Dec-22	6	A	A	A	NM	NM	NM	NM	NM	NM	NM	NM	NM	0 of 3		
Gomez, Alex	Dec-20	6	A	A	A	A	A	A	A	A	A	A	A	A	0 of 12		
Cochrane, Ellouise	Dec-22	7	A	A	P	P	A	P	P	P	P	P	P	A	8 of 12		
Bradford, Janae (Secretary)	Dec-24	7	P	A	P	A	A	A	P	P	P	P	P	A	7 of 12		
Hall, Jonathan	Dec-22	8	P	A	P	P	P	A	P	P	A	P	P	P	9 of 12		
King, Steve	Dec-24	8	P	P	P	P	P	P	P	P	P	P	P	P	12 of 12		
Grizzle, Scott	Dec-22	9	A	P	P	A	P	P	P	P	P	P	P	P	10 of 12		
Watts, Steven	Dec-24	9	P	A	P	A	A	A	A	P	P	P	P	A	6 of 12		
Amburgy, Pamela	Dec-22	M	P	P	P	P	P	P	P	P	A	A	P	A	9 of 12		
Burno-Todd, Marcia	Dec-24	M	P	P	P	P	A	A	A	A	A	A	A	A	4 of 12		
Johnson, Mareo	Dec-22	M	P	A	P	P	A	P	P	A	P	P	A	A	7 of 12		
Members Present			10	10	14	12	9	11	14	11	13	12	10	7			

A = ABSENT
 P = PRESENT
 NM = NO MEMBER APPOINTED
 OC = OUT OF COUNTRY
 OT = OUT OF TOWN on Business

C = NO MEETINGS HELD DUE TO COVID 19

Prepared by City of Tulsa
 Department of Finance
 Budget & Planning Division
 Capital Planning Section

Tulsa Economic Development Project

Attendees:

Linda Jenkins
Kathy Sebert
Elloise Cochrane
Pamela Amburgy
Ashley Webb
Steve King
Janae Bradford
Paul McTighe
Mareo Johnson

DATE: July 19, 2022
TO: STOC Committee
FROM: Mary Kell, AIA, Engineering Services Department
SUBJECT: VISION TULSA STOC PROJECT UPDATES

Projects list

1. 170000 Zink Dam
2. 147200 Arkansas River Pedestrian Bridge
3. 170020 New Trail East Bank Cousins
4. 170025 23rd & Jackson Redevelopment
5. 170030 Gilcrease Museum
6. 170035 Cox Business Center Renovation
7. 170045.2 Airport Infrastructure – Spirit
8. 170045.4 Airport Infrastructure – American Airlines
9. 170050 Tulsa Zoo Elephant Exhibit
10. 170055 Langston Healthcare
11. 170060 BMX National Headquarters
12. 170065 South Mingo Corridor
13. 170070 Public Schools Safety First Initiative
14. 170080 Citywide: Commercial Revitalization
15. 170080 Citywide: Route 66
16. 170085 Peoria-Mohawk Business Park
17. 170100 Air National Guard MTC
18. 170125 McCullough Park
19. 170140 Route 66 Train Depot
20. 170145 Tulsa Arts Commission

Completed Projects

170035	Cox Arena District	January 2019
170040	Tulsa Fairgrounds	November 2021
170045.1	Airport Infrastructure – AA Tail Slot	January 2019
170045.2	Airport Infrastructure – Navistar	December 2021
170095	Community Health East Clinic	April 2020
170110	North Peoria Connection, 56 th Street To Mohawk	March 2020
170115	TCC Career Placement	August 2019
170130	Mohawk Sports Complex	March 2022
170135	GO plan Bike Ped Master Plan	March 2022
170155	PAC Master Plan	June 2021

1. No. 170000

Project Name: Zink Dam
Representative: Brooke Caviness, COT
Total Funding: \$54,673,411.53
Available Funding: \$54,673,411.53
Design Firm(s): Jacobs/CH2MHill, HISINC, LLC
Contractor: Crossland Construction Company
Start Date: 10.18.2020
Anticipated Completion: July 2023

- Construction **47.8%** billed, **71.3%** time as of **06.28.22**
- Concrete pours for dam gates on the east bank side began early May 2022, **weekly pours ongoing**
- **Rock excavation for lower flume pools began early July, 2022.**
- **Placement of large boulders for upper flume pools 3 and 4 began early July.**
- **West bank ramp to pedestrian layout and handrailing installation began end of June 2022.**
- Flume excavation and grouting core rock / boulders began 04.25.22
- Pedestrian access trail layout to flume area near Gathering Place began early May 2022.
- Operations and maintenance planning ongoing included elected officials, RPA, Government staff and stakeholders. Bi-weekly meetings began week of 01.31.22.

2. Project No. 147200

Project Name: Arkansas River Pedestrian Bridge
Representative: Jeff Stava, RPA/TGP and Brooke Caviness, COT
Total Funding: \$27,400,000.00
Available Funding: \$27,400,000.00
Design Firm(s): SBP, MVVA, GKFF, and River Parks
Contractor: Crossland Construction Company
Start Date: 05.14.2021
Anticipated Completion: Spring / Summer 2023

- Tier III Funding - \$7.25 million in funding and donations committed
- Construction **57.87%** billed (**\$18,385,501.04**) as of **06.22.22**.
- NOTE: In river construction on bridge was paused on 05.25.22 due to high water flow from Keystone Dam. Crews got back into the river on 06.18.22, repaired coffer dam, drained/cleaned site and construction on bridge piers resumed 06.21.22.
- Abutments and shafts/ piers
 - West approach span piers complete
 - West approach span – West approach span concrete complete as of 03.16.22
 - Phase 1 shafts 100% complete
 - Phase 1 piers 1 through 6 are complete
 - Deck concrete started 11.25.21 complete on spans 2-6
 - Phase 2 shafts – west abutment shafts complete as of 05.13.22
 - Shaft 11 drilled, tying rebar
 - East abutment construction began 06.20.22



- Steel arch spans
 - 1-6 installed (5 on west, 7 on east)
 - Phase 2 arch steel plates to begin delivery at the end of June 2022
- Decking & handrails
 - Precast panels installed on spans 2-6, handrail mockup reviewed / approved
- Bridge approaches
 - Earthwork for west bank bridge complete, horticulture soil to follow in the next few months
 - West bank concrete curb at bike path being installed
 - West bank rip rap complete
 - Armored stone installation complete as of 05.13.22
- A2 and A1A – Installed on west half spans 2-6

3. Project No. 170020

Project Name: New Trail East Bank 101st to Cousins Park
 Representative: Doug Helt and Nancy Doutey, COT
 Total Funding: \$ 4,000,000.00
 Available Funding: \$ 600,000.00
 Design Firm(s): LandPlan Consultants, Inc (LPCI)
 Contractor: TBD
 Start Date: TBD

- Conceptual design completed 02.16.2018 (\$68,454.00)
- Conceptual cost estimate for trail \$10.2 million, with time value at 3% for 13 years - \$15.0 million, with land, total cost is \$26 million.
- TAP (Transportation Alternative Program) grant awarded March 2021 through INCOG to fund design (\$133,991.00 requested, \$107,193.00 awarded) for Riverside Drive (Vensel Creek to south of Creek Turnpike)
- Consultant interviews with COT and ODOT held week of 04.07.22, Land Plan has been selected as design consultant for Vensel Creek design plans only (does not include construction funding).
- Land Plan scoping agreement ODOT LG 2360 for further processing. **ongoing**

4. Project No. 170025

Project Name: 23rd & Jackson Redevelopment Site – Relocation Study Design and Acquisition
 Representative: Marsha Hinds, COT
 Total Funding: \$1,000,000.00
 Available Funding: \$1,000,000.00
 Design Firm(s): Cyntergy

- Scope includes planning, design work and partial acquisition costs to relocate Public Works, update master plan site at Harvard and Mohawk, appraise and acquire operation yard location.
- Draft report submitted to Administration, February 2020
- Acquisition of 2 parcels – Tulsa County Yard on North Harvard - \$320K (Vision funding), 56th & Garnett - \$1.46 million (water enterprise funds) – closing for both 08.30.2020
- Traffic Engineering is now occupying County site on North Harvard Avenue
- **Amendment** with consultant in process (recommended at 09.01.21 PCSSC).



- Will include development of a phased transition plan for Water Distribution to move to 56th & Garnett site, and review of the Pine Street site as a possible location for Water Distribution.
- On hold for Mayor’s staff review of original report. Phase 1 and 2 environmental reports provided to Mayor’s office for review. **ONGOING**

5. Project No. 170030

Project Name: Gilcrease Museum
 Representative: Susan Neal, Gilcrease, Mary Kell, COT
 Total Funding: \$ 104,276,214.00
 Available Funding: \$ 65,000,000.00
 Design Firm(s): Smith Group, 1 Architecture; Gallagher & Associates
 Construction Manager: Flintco, LLC
 Start Date: TBD
 Scheduled Completion: 11.30.2024
 Anticipated Completion: 11.30.2024

- Funding – Vision (\$65 M), Remaining bond funds from past Gilcrease projects (\$2.6 M), IOT 2 (\$6 M), ARPA City Funding (\$1 M), Private Funding Tandy (\$10 M), Private Funding other (\$19,676,214) = \$104,276,214
- Private fundraising ongoing - \$ 29.7 million raised to date for construction and design
- Mayor’s Task Force meeting held **06.23.22, next is 07.28.22**
- National Board Meeting held 02.16.22, **next to be scheduled**
- Weekly construction meetings started 05.10.22 (previously bi-weekly since Dec 2021).
- Rough Grading and Public Utilities bids opened 12.02.21, waterline and rough grading complete, sanitary sewer inspected
- Long lead MEP equipment bids opened 02.11.22, submittals processed.
- Piers **completed 06.24.22**. Grade beams and elevator pits started **06.27.22**
- **Tower crane on site week of 07.18.22**
- **Vault for private water line underway**
- Steel re-bids opened 04.21.22, Ornamental stairs and railings bids opened 05.18.22
- Construction Documents started 12.01.21, 100% CD’s received 06.08.22
- Bids for 35 bid packages to open **07.28.22**.

6. Project No. 170035

Project Name: Cox Business Convention Center
 Representative: Mary Kell, COT
 Total Funding: \$ 54,500,000.00
 Available Funding: \$ 54,500,000.00
 Design Firm(s): Matrix Architects, Engineers and Planners, Inc., FFTT
 Construction Manager: Tulsa Vision Builders
 Start Date: 07.01.2018
 Completion: 06.30.2020

- Concrete cracking issues – working on solution for repair
- Matrix requesting mediation on cracked concrete issue, mediation meeting held with Matrix 03.16.22.

- Revised design received 03.29.22 and additional information received 04.15.22 reviewed by structural engineer. **Additional research with manufacturer requested.**
- **Summary letter provided back to TVB and Matrix on 07.13.22, meeting to be scheduled to discuss next steps**

7. Project No. 170045

Project Name: Airport Infrastructure - Spirit
 Representative: Max Wells, COT
 Total Funding: \$ 5,000,000.00
 Available Funding: \$ 5,000,000.00
 Design Firm(s): Poe
 Contractor: Becco (Paving work)
 Start Date: 07.20.21
 Completion Date: 03.08.22 (Paving work)

- Paving Phases 1 and 2 (Areas 1,2 ,3 4, 5, 6A & 6B, and 9) completed 12.31.2020
- South parking area parking and parking completed 03.08.22.
- Approximately \$300K remaining in budget for Fire Line extension / elements.
- Final mylar plans and specs for control valves and fire hydrant replacements under final review, bidding to follow **projected to start bidding late July / early August.** Additional requirements for Spirit Site Access under review for implementation to the bidding documents. **ongoing**

8. Project No. 170045

Project Name: Airport Infrastructure – AA (American Airlines)
 Representative: Mary Kell, COT
 Total Funding: \$ 14,500,000.00
 Available Funding: \$ 14,500,000.00
 Design Firm(s): FSB, Allana Buick & Bers Inc.
 Contractor (s): The Ross Group Corp
 Start Date: 12.02.2020
 Anticipated Completion: TBD

- Agreement with list of projects signed by Mayor 12.02.2020
- Projects:
 - Tail Slot: \$ 2,122,396.00 completed 01.08.2019
 - Hangar 80 Re-Skin: \$ 1,500,000.00 99.8% billed
 - AAERO APU: \$ 2,012,277.00 92.1% billed
 - Master Plan \$ 575,000.00 64.4% billed
 - Plating Shop Roof, MAU \$ 2,400,000.00 31.4% billed
 - CUP Cooling Tower & Hangar 6 Cooling Tower \$ 5,757,723.00 96.4% billed

Total billed: \$12,147,174.38– overall 83.8% (most recent invoices received 05.02.22)

9. Project No. 170050

Project Name: Tulsa Zoo Elephant Exhibit



MEMORANDUM ENGINEERING SERVICES DEPARTMENT

Representative: Lindsay Hutchinson, TZMI, Gary Schellhorn, COT
Total Funding: \$ 25,000,000.00
Available Funding: \$ 20,000,000.00
Design Firm(s): Selser Schaefer Architects
Construction Manager: Nabholz Construction
Start Date: 04.04.22
Scheduled Completion: TBD
Anticipated Completion: TBD

- Earthwork began construction 04.04.22, **ongoing**
- Project is **\$10.6** million over City funds. Zoo will be covering all funds above City Vison Tulsa budget.
- Groundbreaking held 06.22.22
- Bidding documents submitted 04.15.22, **bids opened 06.28.22**

10. Project No. 170055

Project Name: Langston Healthcare Professions Complex
Representative: Matt Croll, Flintco, Phil Thomas & Kirby Crain, OSU-LRFP
Total Funding: \$ 16,250,000.00
Available Funding: \$ 16,250,000.00
Design Firm(s): Beck
Construction Manager: Flintco, LLC
Start Date: 06.01.2020
Scheduled Completion: 11.30.2021
Anticipated Completion: 11.30.2021 (Fall 2022 with all amenities)

- OSU- LRFP (Long Range Facilities Planning) providing project oversight
- OAC (owner Architect Contractor) calls set up every 2 weeks as of 06.05.2020
- Certificate of Occupancy received week of 12.21.21
- Spring nursing classes **in new building planned for fall 2022 classes (08.01.22)**
- Owner training has been completed on building systems items.
- As-builts and O&M manuals with warranties **are completed.**
- Camera and security access system install started 04.04.22, **near complete**
- Existing building roofing repairs **complete, waiting for roof manufacturer to inspect and issue warranty.**
- Delays in AV IT equipment to site, shipping of 22 backordered items from 8 companies due between 08.22.22 and 10.14.22, working to improve dates and or substitute items from other companies where possible.
- Soffit and glazing repairs – **pricing to bidders is underway**
- Existing rooftop HVAC equipment is being evaluated for repair with remaining contingency funding.
- Ribbon cutting to be scheduled with Langston and Board of Regents.
- Existing patio concrete repair proposal **is approved, demolition started 07.19.22**
- New selection of Auditorium carpet is in progress due to issue with joints in carpet. Meeting held on 06.21.22 **and 07.19.22** to review options.

11. Project No. 170060

Project Name: BMX National Headquarters
Representative: Ryan O'Neil, Nabholz, Shane Fernandez, BMX

Total Funding: \$ 23,000,000.00
 Available Funding: \$ 23,000,000.00
 Design Firm(s): Todd Architecture Group
 Construction Manager: Nabholz Construction
 Start Date: 06.01.2020
 Scheduled Completion: 12.09.2021

Anticipated Completion: Spring 2022 / summer 2022

- Funding - Vision (\$15 M), TPA (\$2 M), Hardesty (\$1.5 M), UCAT Vision (\$3.6 M) EDIF (\$900 K) = \$23 M total
- Overall construction **97%** billed, 95% time, original contract time met, now doing additional work for Olympic Team needs for second floor and track modifications.
- Leasehold with BMX began 03.01.22.
- Sports Surface on turns and start hill weather dependent, **scheduled for 08.15.22.**
- Hardesty signage – **all 3 signs installed, final wiring to be completed by 07.31.22**
- Owner training on plumbing and HVAC completed
- Closeouts and O&M manuals being compiled, **95%**
- Additional high-volume fans at staging area scheduled to be complete by **07.31.22**
- Show switch for jumbotron scheduled to ship to site September 2022. Temporary power / connection parts are in place and functional during interim.

12. Project No. 170065

Project Name: South Mingo Corridor
 Representative: Patty Parks, COT
 Total Funding: \$ 15,000,000.00
 Available Funding: \$ 15,000,000.00
 Design Firm(s): Benham Design, LLC, Garver, Poe
 Contractor: APAC Oklahoma
 Start Date: 08.19.2019 (First Phase, 71st to 81st on Mingo)
 Scheduled Completion: 10.27.2020
 Anticipated Completion: November 2021

- First Phase: 71st to 81st on Mingo (Project 170065)
- Benham Design is consultant
- **All issues complete as of 07.18.22, as-built drawings in process**
- Second Phase: 91st from Mingo to Memorial (Project 170065-A)
- Garver is consultant
- Right-of-way has been submitted to City. Revised ROW and property reports submitted to City ROW staff 11.17.21
- Utility conflict reviewed with Utility Coordination. Potholing pending. **ongoing**
- 404 permit submitted to USACE on 10.11.21, will get 404 permit before project goes out to bid. Preliminary 404 mitigation cost is approximately \$1.1M
- Construction funding in Improve Our Tulsa 2 - \$10.7 million
- Third Phase: 81st to 91 on Mingo
- Poe is consultant, Contract fulfilled at 60% plans: contract complete 09.01.2020
- Estimated construction cost is \$ 9 M, does not include ROW or utilities

- Construction funding in 2026 (earliest). Design to be completed at a later date.

13. Project No. 170070

Project Name: Public Schools Safety First Initiative
 Representative: Brent Stout, COT
 Total Funding: \$ 14,500,000.00
 Available Funding: \$ 14,500,000.00
 Design Firm(s): Lee Engineering, LLC
 Contractor: TBD
 Start Date: TBD
 Scheduled Completion: TBD

- Bid package 1, 2 and 3 – complete
- Bid package 4
 - Project consists of signing, pavement marking, sidewalks, drainage improvements, pavement, lighting, and traffic signal improvements at Priority 3, 4, and 5 schools.
 - Plans also include bus shelter construction at Priority 1-5 schools.
 - Rights of entries have been approved by TPS and have been returned to Engineering Services week of 07.12.2021.
 - ROW documents have been submitted and acquisition in process
 - Design modification completed for Carnegie Elementary to improve drainage of school property, mylars received 12.10.21. Revised mylars submitted on 12.22.21
 - Lee Engineering has revised the title blocks for ROW maps with aeriels and has sent to City.
 - Once ROW acquisitions are complete, project will go out to bid. **One parcel issue was resolved and there are still a couple of parcels with remaining issues to be resolved.**
 - Utilities relocation efforts are currently being identified and are 50% complete.
 - Once completed, utility relocations will be scheduled. **No change**
 - Met with PSO week of 04.18.22 to discuss relocations.
 - PSO developing a schedule. **No update**

14. Project No. 170080

Project Name: Citywide Commercial Revitalization
 Representative: Jonah Toay, COT
 Total Funding: \$ 3,600,000.00
 Available Funding: \$ 3,600,000.00
 Design Firm(s): Place Dynamics, Inc, Medium Giant (formerly Belo+Company, formerly Cubic)

- Retail Market Study by Place Dynamic, Inc. (\$125K) completed January 2019
- Retail Market Study will inform use of Commercial Revitalization fund, as well as assist Route 66 Commission in targeting Route 66 funds
- Project 1: \$100K – Medium Giant media strategy consultant
- Marketing campaign concepts were presented December 2020
- Launch of a \$150K - \$300K marketing campaign paused until TAEO marketing and branding efforts are complete. **Ongoing**



- **Project 2:** \$1.1 million from Commercial Revitalization used to seed Business Resilience and Recovery Fund, reimbursement from CARES act dollars is expected to fully fund the Commercial Revitalization Strategy.
- All funds disbursed
- City has received **\$509,232.38 as of 07.12.22** in repayments
- **Project 3:** \$1.5 million BRT (Bus Rapid Transit) Revolving Loan Fund
- TEDC is evaluating projects for program and providing low to zero interest loans
 - TEDC approved a loan of \$210K loan to Rise and Develop
 - Working on policy updates to expand availability of loans **ongoing**
- **Project 4:** \$150K (3 years x \$50K) 4 Destination Districts – INCOG administering: Greenwood, Route 66, Kendall Whittier, and Global District (formerly International District) (21st & Garnett area).
- Working with a large retailer that would generate substantial revenue to invest in commercial revitalization efforts outside of this program. **ongoing**

15. Project No. 170080

Project Name: Route 66 Beautification & Reinvestment
 Representative: Dennis Whitaker, INCOG
 Total Funding: \$ 3,700,000.00
 Available Funding: \$ 3,700,000.00
 Design Firm(s): INCOG staff

- Route 66 Commission and Tulsa Planning Office (INCOG) staff providing oversight
- Retail Market Study informed targeted funding uses on corridor
- Uses include marketing, wayfinding, façade grants, neon sign grants and project maintenance.
- **52** neon sign grants in various stages of contracting through installation
- Total for neon signs: **\$ 667K** total costs **\$ 303 K** total grants.
- Tulsa Fire Department neon sign project: Station 4 (near 12th & Guthrie) and Station 66 signs installed, and power is being coordinated. Public dedication to be scheduled.
- “Shop Saturday” monthly event continues including partnerships with Tulsa Bike Share and Foster Parent Connection Event
- Shop 66 Ads will appear in Tulsa World through December 2022
- Historic Marker complete, East Gateway and Skywalk repairs are complete
- Special Event Grant Draft is **reviewed by City legal, and revisions are being made**
- An inaugural event for a casual Route 66 bike ride to be rescheduled for 2023. **(due to upcoming road construction and other events).**
- The Route 66 Commission had booth space at the AAA Road Fest in OKC and Tulsa on **06.23.22 and was very successful. One of Tulsa’s displays was the most photographed on social media, and attendance in Tulsa was twice the number than OKC. The event promoted the history, landmarks and commercial districts along the corridor.**

16. Project No. 170085

Project Name: Peoria-Mohawk Business Park
 Representative: Chris Gimmel, COT
 Total Funding: \$ 10,000,000.00



MEMORANDUM ENGINEERING SERVICES DEPARTMENT

Available Funding: \$ 10,000,000.00
Design Firm(s): Cedar Creek (no Vision funding)
Contractor: Crossland Heavy
Start Date: 10.22.2020 (Bid package 3)
Scheduled Completion: 10.31.2021
Completion: 05.15.22 (packages 1, 2 and 3).

- Bid package 1 – mass grading with earth change permit – completed 04.30.2020
- Bid package 2 – public road and site utilities – completed 09.30.2020
- Bid package 3 – scope is water line, paving, storm and sidewalks / trail for Mohawk Blvd and the Utica cul-de-sac off 36th street North
- Crossland change order for time additional work (fencing, sidewalk, retaining walk etc.) \$31K and time given for weather and repair of 30-inch waterline by others. Completed 05.15.22.
- Ribbon cutting for Muncie to be scheduled.
- 61.4% of \$10 million has been expended towards this set of projects.
- Future projects may include extension of Utica, grading, infrastructure, and other public utilities. **No update**

17. Project No. 170100

Project Name: Air National Guard 138FW MTC (Mission Training Center)
Representative: Mary Kell, COT
Total Funding: \$ 9,400,000.00
Available Funding: \$ 9,400,000.00
Design Firm(s): LWPB Architects
Construction Manager: Crossland Construction Company, Inc.
Start Date: 07.01.2018
Scheduled Completion: 07.01.2020 (Building operational)
Completion: 01.31.2021

- RFP for art drafted, new committee met 05.02.22 and 05.11.22 to review RFP
- RFP approved at 06.13.22 Arts Commission: **Artist proposals due 07.27.22**

18. Project No. 170125

Project Name: McCullough Site Improvements
Representative: Gary Schellhorn, COT
Total Funding: \$ 3,600,000.00
Available Funding: \$ 3,600,000.00
Design Firm(s): LandPlan Design Consultants
Contractor: Voy Construction
Start Date: 11.23.21
Scheduled Completion: 09.12.22
Anticipated Completion: 10.22.22

- BOA (Board of Adjustment) approved updated site plan 05.25.2021
- Bid awarded to Voy Construction for \$2,943,093.11



- Contractor and Designer are processing all submittals and approvals for material and equipment acquisition for the project. **ongoing**
- Mobilization started 11.23.21
- Total construction time **64%**, billed **37%**

19. Project No. 170140

Project Name: Route 66 Village Train Depot
 Representative: Marsha Hinds, COT
 Total Funding: \$ 3,000,000.00
 Available Funding: \$ 3,000,000.00
 Design Firm(s): Keith D. Robertson, Architect
 Contractor: VOY Construction
 Start Date: 06.01.2020
 Scheduled Completion: 10.31.2021
 Completion: 10.31.2021

- Will process consultant’s final invoice once record drawings are received, **ongoing**

20. Project No. 170145

Project Name: Tulsa Arts Commission
 Representative: Robi Jones, INCOG
 Total Funding: \$ 2,250,000.00
 Available Funding: \$ 750,000.00

- 1st round of artist grants totaling \$300K, 29 agreements signed by Mayor 09.02.2020
- 2nd round of grants totaling \$300K, 33 agreements approved by Mayor 03.03.2021.
 - 3 grants are unpaid
 - Remaining grants will be paid after the rescheduled events occur in 2022
- 3rd round of grants applications received 12.05.21. 17 submittals received.
 - Recommendations to 12 organizations made at 05.09.22 Arts Commission meeting, Mayor approved grants 06.08.22, applicants notified on 06.09.22, public announcement forthcoming. **Contracts in process with grantees.**
- **4th round of grants totaling \$150,000 is being prepared and will be open to applicants around 10.01.22.**

Public Safety and Economic Development

Attendees:

Kathy Sebert
Linda Jenkins
Paul McTighe
Steve King
Janae Bradford
Ellouise Cochrane
Mareo Johnson

**Report
To
Sales Tax Overview Committee
On
Public Safety, Urban Development
and Equipment**

TO: Public Safety, Urban Development and Equipment Subcommittee
Sales Tax Overview Committee

SUBMITTED BY: Marsha Hinds, Lead Engineer
Special Projects Design, Engineering Services Department

DATE: **July 14, 2022**

The status of projects managed by the Special Projects Design section of the Engineering Services Department as of **July 14, 2022**, is as follows:

2006 Sales Tax (6009)

Project No. SP 17-1

Budget: \$5,300,000.00

Project Description: Fire Station #33.

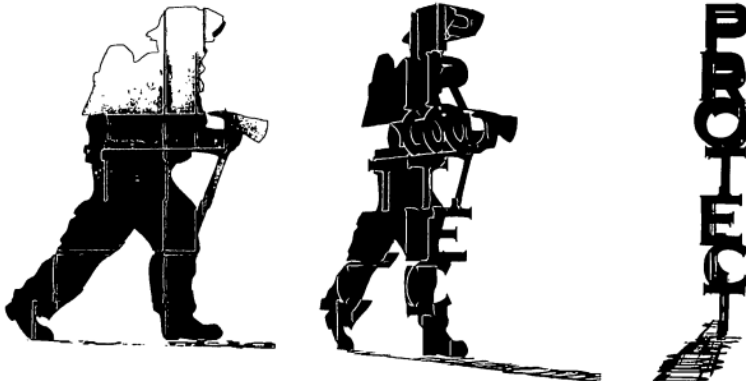
A New 4-Bay Fire Station located at E. 41st Street and S. 134th East Ave

Consultant: Kirkpatrick Architecture Studio

Contractor: Voy Construction

Status: Roof complete. Building is enclosed. Contractor continues working. Design team and Contractor met on site 4/5/22 and reviewed the driveway concrete work. Various flaws with the placement were noted. Sub-contractor to clean, address issues and request another site review. Masonry complete. Kitchen equipment complete. Plumbing complete. HVAC ductwork complete. Grease duct complete. Storm shelter complete. **Electrical complete**. Interior painting and bathroom tiling underway.

Art Contract with Joe Norman was executed 1/12/22. Kick-off meeting was held 2/4/22. This will be a free-standing stainless steel sculpture, with one side painted in epoxy paint.



Project No. 067520 and 040430-7, Route 66 Xperience, TAC 1011

Budget \$5,000,000

Project Description: Interactive Route 66 Interpretive Center located at the northeast corner of Riverside Drive and Southwest Blvd.

Status: This project is now under the Mayor's office purview. A RFP (RFP 22-913), Vision 2025: Development of a Mixed-Use Route 66 Project, for the site was released, Developer proposals were due 1/19/22. There were 4 proposals received and reviewed. Interviewed two groups. The Standards, Specifications & Award Committee accepted the Mayor's recommendation on May 5th for the Sharp Development proposal. This begins a process to negotiate a development agreement. This is a fluid process with various components to consider. There are several preliminary steps leading into the process also, so no timeline is initially prescribed until variables are better defined.

Project No. 065100, Contract 32, Misc. Electrical / Mechanical Services Citywide

Consultant: Cyntergy

Status: New \$25K agreement executed.

Project No. 065100, Contract 31, Misc. Structural Engineering Services Citywide

Consultant: Wallace Engineering – Structural Consultants, Inc.

Status: The consultant is providing services as requested by the City.

Used \$500.5K out of the \$617.5K agreement.

2014 Improve Our Tulsa (6014)

Project No. 145100, ADA Transition Plan – Building

Project Description: Improve accessibility for disabled citizens at various identified City facilities by improving to Americans with Disabilities Act (ADA) standards.

The 2016 Transition Plan Study included the following sites:

Municipal / Police Courts, BOK Center, Tulsa City Hall, 23rd and Jackson Facilities, Tulsa Zoo, and Nature Center

Maxwell Convention Center = The Maxwell Convention Center items were taken care of in the Vision Tulsa Cox Business Center project.

Animal Shelter = The Animal Shelter items will be taken care of in the Improve Our Tulsa Animal Shelter expansion project.

Performing Arts Center = Performing Arts Center items were taken care of in the Improve Our Tulsa PAC renovations project.

Gilcrease Museum = The Gilcrease Museum items will no longer be valid with the new building.

Police- Gilcrease Division = The Police -Gilcrease Division some items will be addressed in the upcoming renovation project.

Consultant: TODD Architecture Group

Total Appropriations: \$1,275,000, **Balance: \$697K**

Status: Received a request from the 911 Center of review of employee entry points. Installation complete. Received a request from the Forensics Lab of review of employee entry points. Installation complete, Authorized \$100K at each of the 3 Police Uniform Divisions. These funds are being incorporated into project 146120. Received an additional request from the 911 Center. Field reviewed 1/5/22. Prepared and issued a Street Cut permit application for a new sidewalk and wheelchair ramp from the parking lot to the employee's entrance gate. This work will be performed by the Infrastructure contractor and managed by the Streets and Stormwater Department. Work complete. Held a kick-off meeting with Todd Architecture to restart the design and implementation for additional ADA facility projects on 4/27/22. Site visited Police Courts building 5/23/22, next location to be addressed. **Preparing new agreement with Todd Architecture for Police Courts ADA design.**

Project No. 145200, ADA Transition Plan – Parks

Project Description: Improve accessibility for disabled citizens at various identified City parks by improving to Americans with Disabilities Act (ADA) standards.

Consultant: Crafton Tull

Total Appropriations: \$1,140,000. **Balance \$278K**

Contractor: Builders Unlimited

Contract Amount: \$331,277.00

Status: A meeting was held to discuss the concrete testing results, the contractor has offered an extended warranty on the concrete. The City is willing to accept this offer. All of the ADA slope issues have been addressed and fixed.

Final walk scheduled for 4/12/22

We are preparing a new design contract with McIntosh to finalize the design improvements for Hunter Park. Held a kick-off meeting 4/26/22 with McIntosh to prepare a design contract for the Hunter Park ADA project. Contact at McIntosh dealing with Covid issues, a bit behind schedule.

The 2016 Transition plan also included the following sites:

Mohawk, Veterans, Lacy*, McClure*, Whiteside*, Hunter*

*Other capital improvement projects, i.e. Lacy Pool, McClure Pool, Whiteside Pool and Hunter playground have addressed some of the noted deficiencies at said locations.

Project No. 145300, Public Facilities – OTC City Hall

Project Description: Fire Alarm System upgrade, replace carpet on floors 3, 4, 5, 6, and 14

Contractor for Fire Alarm System Upgrade: Johnson Controls

Consultant for re-carpeting: Matrix, at the 5/4/22 PCSSC requested Consultant selection modification to Todd Architecture Group, P.C. for design. Matrix no longer has interior design staff.

Contractor for re-carpeting: Apparent low bidder L&M

Total Appropriations: \$3,295,000. **Balance \$2.245M**

Status: Fire Alarm System upgrade complete

OTC City Hall 3rd, 4th and 6th floor Carpet is complete

Contract awarded to L & M. 14th floor complete. Contractor working on the 15th floor.

Approximately 85% complete.

Held a walk-thru for the OTC solar stairwell re-carpet project on 4/27/22.

New design agreement with Todd Architecture has been executed for the solar stairwell re-carpet project SP 22-11. Consultant working on plans.

Project No. 145400, Public Facilities – Roofing

Project Description: Inspection, assessment, prioritization and repairs of roofing for various City facilities.

Consultants: Cyntergy, LLC & SGA Design Group, PC

Total Appropriations: \$3,000,000. **Balance \$573K**

Status:

Location	Project #	Status	Consultant
Hill Rec. Center	SP 21-3	Contractor: Lowry Construction. Construction complete, awaiting final paperwork.	SGA
EMF Roof (Electronics Maintenance Facility)	SP 17-05	Consultant addressing last review mark-ups.	SGA
Lacy Rec. Center	SP 21-2	Contractor: American Roofing Construction. Pre-Construction meeting held 6/2/22, materials ordered.	SGA
TFD Station #23	SP 17-17	Consultant preparing pre-mylars	Cyntergy
TFD Station #25	SP 17-18	Consultant preparing pre-mylars	Cyntergy

Project No. SP 16-1-1453XX, PAC Renovations

Consultant: Matrix

Project Description: Combined Project 145350; PAC Renovations, 145340; PAC Fire sprinklers, 145360; PAC Fan coil replacement and 145370; PAC HVAC motor replacement into one design agreement.

Contractor: CEI (Contract # 33312)

Contract Amount: \$1,861,694.12

The City has filed suit. City of Tulsa has been served with discovery requests.

A mediation meeting was held 6/30/22. An updated listing of incomplete and or re-do tasks is being compiled by the City to transmit to the mediator by July 15, 2022. Ultimately CEI will go back on site to finish the contract.

Project No. SP 21-1, PAC Renovations, Phase 2

Consultant: Beck Associates Architects

Project Description: Williams Theater stage floor replacement, renovations to office spaces.

Status: Agreement was executed by the City on 10/27/21 in the amount of \$138,093.54.

Consultant submitted 95% plans for review on 2/7/22. Received cost estimate. Reviewed and returned plans and estimate to consultant.

Stage Floor mylars are signed, the window for construction at the Williams Theater is July 2023, therefore will begin advertising in September of 2022.

Project No. 145500, Animal Shelter Expansion, Phase I

Consultant: GH2

Project Description: Renovation and expansion, adding a new Adoptive Center and support areas.

Budget: \$ 4,784,552.29 (2014 IOT, 2019 IOT and residual from 145600)

Construction Manager At Risk: Timberlake Construction

Status: City Council approved \$2.5M ARPA funds. Tulsa County possible \$0.9M ARPA hearing 4/12/22.

March 2022 cost estimate increased an additional 1.9M over July 2021 prices. 4/21/22 reboot meeting with user group, consultant and construction management company.

Consultant and CM reviewed the bid proposal for price stability. Comparisons of March 2022 to May 2022 very similar. **Mayors office reviewing funding needs.**

Project No. 146110, Police Academy Renovation/Police Courts/Compstat Bldg

Project Description: Phase II: Police Courts and Compstat Bldg items to be worked on elevators, building envelope i.e. roof

Budget \$4.04M, **Balance \$1.116M**

Status: Facilities Maintenance is scheduling the following upgrades for the Police Courts and CompStat buildings:

Elevator work complete. Additional Jail elevator 'control' work performed.

HVAC renovations which include but not limited to upgrading coils, valves and DD controls,

Plumbing upgrades-replacing galvanized pipe with pex,

Interior and Exterior lighting.

Received a request to review structural integrity of a portion of the Police Academy building.

Staff reviewing the consultant's report to determine next steps. Review complete, presented findings to TPD, awaiting decision.

Project No. 146120, Tulsa Police Department, Uniform Divisions Renovations

Project Description: To renovate police facilities to improve efficiency of divisional operations in existing facilities.

Budget : \$3M plus \$300K ADA

Consultant:BKL

Status: Consultant has been working on plans. Advertising on hold due to market fluctuations.

New Division Commanders; presented plans to the new Division Commanders they are reviewing and possibly updating needs.

Project No. 146240, Tulsa Fire Department Facilities

Project Description: Rehabilitate garage, training center, storage, and supply at 1760-1790 Newblock Park Drive, HVAC, and external building repairs.

Budget : \$2M

Consultant:BKL

Status: Working with Stormwater Design on flooding issues.

Project No. SP 16-10-1400XX, EMD Facilities Maintenance & Upgrades

Consultant: BKL, Inc.

Contractor: Voy Phase I Construction Contact complete.

Project #140070. **Available Balance: \$166K**

Project #140080. **Available Balance: \$916K**

Status: EMD has requested concrete work at the Newblock location. Concrete work complete.
Held a Teams meeting (8/20/2020) with EMD on additional work for various EMD sites.
EMD is preparing a priority listing for a future discussion meeting.
Held another Teams meeting (12-21-20) discussing project priorities.
Items Requested and Completed: concrete work requested at the Eastside Fuel Pump Island, West Yard Truck Wash repair.
Meeting to review status of requested work 2/10/2021.
Items Requested and Completed: Car Wash replacement at the Gilcrease Division, LED lighting at various locations, emergency generators at 470 and 480 West 23rd shops, painting 470/480/490 West 23rd shops, 56th and Garnett fueling island repairs, LED lights and LED glass cover replacements in the paint booth at 1790 Newblock, replacing compressor-shop air supply.
Held another Teams meeting 1/26/22 to discuss additional projects: generator replacement at Newblock was requested, moving forward to have Cyntergy prepare construction documents.
Purchase Order for the new generator has been processed and sent to the vendor.
5/12/22 EMD requested a new A/C unit for the 1720 Newblock Parts Room. Item was approved, writing a PO for the purchase and install.

2019 Improve Our Tulsa

Project No. SP21-5

Project Description: Public Facility Roofing

Consultants: BKL, GH2, JCJ, SGA, Todd Arch

Ordinance Amount \$2.48M, Available \$600K

Status: The 5 noted consultants were selected to work on upcoming roofing projects.

Preparing design agreements.

Assignments: BKL Agreement executed-TMUA projects,

JCJ Agreement executed-TMUA projects

Project No. 2234B00007

Project Description: Animal Shelter Phase II,

Combined with Project #145500 listed above.

The following projects are funded by IOT-2 but no assignments or work has begun.

Project No. 2234B00006

Project Description: Citywide Public Facilities-Roofs

Ordinance Amount \$2.46M, Available \$600K

Consultant: GH2-Parks projects, Todd-Parks projects.

Contractor:

Contract Amount:

Status: Appropriations have been released, processing the design Agreements with GH2 and Todd Architects.

Project No. 2244B00024

Project Description: CW- Public Facilities Rehab/Repair

Ordinance Amount \$7M, Available \$450K

Consultant:

Contractor:

Contract Amount:

Status:

Project No. 2244B00025

Project Description: ADA Improvements for City Facilities

Ordinance Amount \$5M, Available \$250K

Consultant:

Contractor:

Contract Amount:

Status:

Project No. 2234B00027

Project Description: ADA Improvements for City Parks

Ordinance Amount \$3M, Available \$0

Consultant:

Contractor:

Contract Amount:

Status:

Project No. 2234B00028

Project Description: Police Courts Building

Ordinance Amount \$1M, Available \$0

Consultant:

Contractor:

Contract Amount:

Status:

Project No. 2234B00008

Project Description: One Technology Center-Maintenance & Rehabilitation

Ordinance Amount \$1M, Available \$300K

Consultant:

Contractor:

Contract Amount:

Status: Re-advertising OTC Parking Garage repairs.

Project No. 2234B00029

Project Description: 600 Civic Center-Equipment Relocation

Ordinance Amount \$200K, Available \$0

Consultant:

Contractor:

Contract Amount:

Status:

**Tulsa Fire Department
Sales Tax/Bond Projects Report
07/10/2022**

Mike Mallory
Physical Resource Chief
Office 918-596-1230
Mobile 918-527-0262
mmallory@cityoftulsa.org

Command Vehicles

Improve Our Tulsa funds

P.O. #220619 Car 642 Total less equipment for \$39,215.00

P.O. #220707 Car 835 Total less equipment for 35,453.50

- District Chief Car 642 at Station 22, 7303 East 15th Street
- Shift EMS Officer Car 835 Field Operations, Station 1, 1420 Charles Page

Both a 2020 red F150 Police Responder for 642 and a white 2021 standard F150 pickup for 835 have been delivered. Both vehicles are crew cab 4x4. Efforts are being made to prepare both vehicles for service. No new changes.

Urban Search & Rescue Vehicles (Pickups)

P.O. #220708 Improve Our Tulsa funds Total \$86,208.00

USAR #2 and #3 @ 2819 North New Haven

A purchase order has been issued and the first of the two Ford F350 crew cab, long box, 4x4 has been delivered. Efforts are now being made to prepare the vehicle for service as USAR 2. No new changes

Two additional Engines

P.O. #191936 Improve Our Tulsa funds Total of \$1,705,861.80

Both apparatus have been delivered and are in the process of being prepared for service. The apparatus will be assigned as Engine 27 and Engine 29. Both apparatus currently assigned to 27 and 29 will be reassigned as Engines 32 and 33. Though station 33 has not yet opened, fire company Engine 33 has been placed into service and is temporarily operating from fire station 25. Engine 32 is also operating with a reserve apparatus at fire station 32. Both the new and reassigned apparatus should be in their designated located stations by mid-August 2022.

Four Specified Engines

P.O. #220463 Improve Our Tulsa funds Total of \$3,636,115.60

Four Engines designed and constructed to Tulsa specifications have been ordered. Except for a slightly larger motor and driveline, the four will have the same operational capabilities of the previously delivered Engines. Delivery of the apparatus will likely be in August 2022. A preconstruction meeting was held here in Tulsa on April 5th. A few changes were made with the greatest being an addition of compartments at the top of the fire body. The apparatus are scheduled for completion in October 2022. No new activity

Two Specified Ladders

P.O. #220464 Improve Our Tulsa funds Total of \$2,975,905.94

Two 107-ft aerial ladders have been ordered. The apparatus will be identical in appearance and operation as the two ladders that were delivered earlier this year. The apparatus is likely to be delivered in November 2022. A preconstruction meeting was held here in Tulsa on April 6th. A few changes were made with the greatest being the addition of changing the rear axles to steer axles to increase maneuverability. The apparatus are scheduled for completion in October 2022. Informed that there is a back order on rear suspension parts which will result in as much as a six-month delay in production. No new activity

One Ford SUV

P.O. #220610 Improve Our Tulsa funds

Total of vehicle, less Equipment \$35,305.32

A Ford Police Interceptor SUV is being ordered for the Fire Chief. His current Expedition will be reassigned to the on-duty Assistant Chief who serves as the shift commander. The 2014 pickup currently assigned to the Assistant Chiefs will be reassigned as a reserve vehicle to be used when other similar type vehicles are out of service for repairs, etc. Vehicle has been delivered. Awaiting emergency equipment for installation.

Eight Engines

P.O. 221308 ARPA funds Total of 7,210,986.16

Funded through ARPA, Eight Engines were ordered from Pierce Manufacturing on 1/26/2022. Delivery is currently forecasted for 18.5 months. No new activity

Two Aerials

P.O. 221309 Combination of ARPA and Improve Our Tulsa funds

Total of \$3,077,455.08

Funded through ARPA, Eight Engines were ordered from Pierce Manufacturing on 1/26/2022. Delivery is currently forecasted for 18.5 months. No new activity

Conversion of 2011 Squad into Air Truck

Requisition 20222005 cancelled by Finance for new fiscal year.

New Requisition created 7/7/22 20230308 Estimate \$254,447

A requisition was entered for the repurpose of a 2011 Ford chassis to deliver breathing air, medical oxygen and possibly rehabilitation supplies and resources. The requisition was provided with a quote, but a decision has been made to create specifications and send it out to bid. A near final draft has been submitted for review with an expectation of a final edition being submitted to Purchasing by Monday March 14th. Updates in Munis were made and both pdf and word editions of specifications were provided to Purchasing on March 10th. Purchasing is in the process of soliciting bids for the conversion of the first of three units.

Development of Specifications for new Hazardous Materials Truck

Specifications are being developed for a new Hazardous Materials response vehicle. The proposed vehicle will improve ergonomics and operational performance for the vast majority of assigned responses. Through attrition of assigned HazMat resources, the apparatus will replace a 1990 International-Hackney apparatus. Specifications are expected to be complete and ready for requisition in July.

Deferred

Development of Specifications for new Technical Heavy Rescue Vehicle

Specifications are being developed for a new Technical Heavy Rescue apparatus. It is the intent of this apparatus to enhance the Department's ability to deliver new technology and specialized rescue resources that are not otherwise carried by other TFD apparatus. The proposed apparatus will replace a 1998 apparatus that has been converted for its current assignment. Specifications are expected to be complete and ready for requisition in July.

Deferred

Emergency Purchase of Three Stock Aerial Ladders

P.O. 20230281 Combination of Improve Our Tulsa and SAFER funds

Total \$4,953,841.62

Six of Eight TeleSquirt class aerial ladders failed annual certification tests that were conducted by an independent third party. Documentation from the inspection service

was produced on June 24th. In recognition that the manufacturer of the TeleSquirt product line has been in bankruptcy since 2008 and parts are not readily available, a decision was made to enact an emergency purchase of three aerial devices. The quantity of three was based upon availability of apparatus, availability of funds, and the recognition that four aerials will be delivered in 2023 as described previously in this report. Though they are referenced as stock units, they have yet to be constructed but are in the production schedule at Pierce with the first being finished in September, the second in October and the third in December.

As it relates, the EMD Fire Garage and the Fire Department are actively attempting to produce repairs to the TeleSquirt apparatus so as to safely bridge the time between now and replacement of the devices with new. For cracked welds between the hinge point and the cylinder attachment to the boom, repairs will be made but there is a high probability of cracks returning to the same general location. For unacceptable cylinder drift, the shop has found a technical expert who has visited the shop and apparatus and believes that he can rebuild the cylinders and related valves. Regarding the climbing ladder, the Fire Garage recently found through reverse engineering that it was originally constructed by Duo-Safety of Oshkosh, Wisconsin. Fortunately, Duo-Safety is in the process of providing replacement rungs, covers, sleeves, tools, and instructions on how to remove and replace the damaged rungs providing that they are finished by a certified welder who completes the process by welding them back into place. Arrangements have been made with Accurate Welding here in Tulsa to accomplish both the welds on the structural boom as well as the climbing ladder.

For now, all aerial devices that failed to certify at the annual test, have been administratively removed from service. The apparatus, however, many of the apparatus continue to deliver personnel and resources to emergencies with the understanding that the aerial cannot be used.



INTEROFFICE CORRESPONDENCE

TO: Sales Tax Oversight Committee (STOC)
FROM: Deputy Chief Dennis L. Larsen
DATE: July 13, 2022
SUBJECT: Tulsa Police Fleet Activity



Fiscal Year 2022 Tulsa Police Fleet Vehicles

76- Total number of Marked Police Utility Interceptors have been ordered. **27** have been received, **24-** have been upfitted and are deployed. **3-**are in the process of being upfitted. **49-** are still on order.

19- Ford Ranger pickups have been ordered. **11-** Have been received and deployed. **8-** are still on order.

10- Ford Escapes have been ordered. **6-** Have been received and deployed. **4-**are still on order

4- Harley Davidson Police Motorcycles have been ordered and delivered. They have been received, upfitted and are deployed.

2- Ford Transit Bomb Squad Technician Vans have been ordered.

1- Ford Transit TPD Trip van/large group transport has been ordered.

Parks

Attendees:

Kathy Sebert

Linda Jenkins

Paul McTighe

Steve King

Janae Bradford

Ellouise Cochrane

Mareo Johnson

Parks STOC Report

7/14/22

Submitted To: Public Safety, Urban Development and Equipment Subcommittee Sales Tax Overview Committee

Submitted By: Gary Schellhorn, Resource and Facilities Coordinator, Special Projects Design, Engineering Services Dept.

1. TULSA PARKS – HILL PARK ROOF REPLACEMENT

- 210 East Latimer Place - District 1
- Balance of funds from original Project = \$130,551.97
- Design cost for roofing replacement = \$29,640.00 (2006 Sales Tax)
- Construction: \$130,551.97 (2006 Sales Tax) + \$297,317.03 (IOT 2)
- Bids opened November 12, 2021. Low bidder is Lowry Construction at a cost of \$427,869.
- Construction contract approved 2/02/2022. Pre-Construction Conference held 2/16/2022.
- Roofing contractor had enough supply of roofing materials to perform this project without having to wait for orders from manufacturer.
- Construction began March 7, 2022 – **Project is complete. Close-out documents are being prepared.**

2. McCLURE PARK SLIDE / PLUNGE POOL (147500-1R)

- 7440 E. 7th Street – District 3
- 2014 Sales Tax – part of McClure Pool Reconstruction Project (\$406,000)
- Advertising for bids began November 16, 2018, with bids opening December 14, 2018.
- 2 contractors provided bids of \$538,466 and \$794,999 which are 51% and 122% over the estimated cost.
- The bids were rejected.
- Redesign began November 12, 2019 and is complete. Mylars were submitted on April 16, 2020.
- Advertising for bids began April 24, 2020, with bids opening on June 5, 2020.
- One bid was received at bid opening in the amount of \$572,536 which is over the estimated amount of \$390,129.40. The bid was rejected.
- Revised Mylars have been submitted.
- **Project to advertise for bids from July 22, 2022 till August 19, 2022.**
- **150 calendar day contract = time to construct.**
- **Construction is anticipated to begin in October 2022.**

3. LANGENHEIM PARK PLAYGROUND AND SAFETY SURFACING (147520J)

- 4701 South Harvard Ave – District 9
- 2014 Sales Tax (6014-5455101-005011147520)
- Budget: \$275,000 (\$30k in FY2018 and \$245k in FY 2020)
- Consultant: LandPlan Consultants
- Design Fees: \$33,299.90 / fees spent = \$23,661,90 / fees remaining balance = \$9,638.00
- Design contract approved August 6, 2018.
- Design began on August 23, 2018 – Preliminary Design review meeting was held December 21, 2018.
- A privately funded playground was installed in 2016.
- Funding balance remaining for improvements = \$251,338.10
- **Reallocate of the funding is requested to go to Whiteside Park for site design for an all-inclusive playground in conjunction with a private donation for the playground.**

Parks STOC Report

7/14/22

4. MINSHALL PARK PLAYGROUND AND SAFETY SURFACING (147520L)

- 7404 South Kingston Ave – District 8
- 2014 Sales Tax (6014-5451101-005011147520)
- Budget: \$275,000 (\$30k in FY2018 and \$245K in FY2020)
- Consultant: LandPlan Inc.
- Design Fees: \$33,299.90 / fees spent = \$23,661.90 / fees remaining balance = \$9,638.00
- Design began on August 23, 2018 – Preliminary Design review meeting was held December 21, 2018.
- Funding balance remaining for improvements = \$251,338.10
- Neighborhood Association's desired improvements to the Park include trail repair, new benches along the trail, repairs to the gazebo floor slab, and dredging/cleanup of the pond. Stormwater Design is managing the design and construction work.
- **Construction continues and is scheduled to be complete in August 2022.**

5. REED PARK SWIMMING POOL RECONSTRUCTION (147120)

- 4333 S. Yukon Ave. – District 2
- 2014 Sales Tax (6014-5451101-005011147120)
- Budget: \$2,410,000 (\$300k in FY2019 AND \$2,110K in FY2021)
- Consultant: Alaback Design Associates
- Design Fees: \$299,986.04
- Design is complete – Mylars submitted on August 17, 2020
- Advertising for bids began December 11, 2020 and will open on January 29, 2021.
- The bid is being awarded to Magnum Construction at a cost of \$2,650,000.00.
- Construction began August 12, 2021.
- **Construction status = 343 calendar days / 300 calendar days = 113% time.**
- **Completion originally scheduled for May 28, 2022 - 35 additional days have been recommended to provide completion August 2, 2022.**

6. REED PARK WATER PLAYGROUND (147190)

- 4333 S. Yukon Ave. – District 2
- 2014 Sales Tax (6014-5451101-005011147190)
- Budget: \$500,000 (\$60k in FY2019 AND \$440K in FY2021)
- Consultant: Alaback Design Associates
- Design Fees: \$57,347.87
- Design is complete – Mylars submitted on August 17, 2020
- Advertising for bids began December 11, 2020 and will open on January 29, 2021.
- The bid is being awarded to Magnum Construction at a cost of \$2,650,000.00.
- Construction began August 12, 2021.
- **Construction status = 341 calendar days / 300 calendar days = 113% time.**
- **Completion originally scheduled for May 28, 2022 - 35 additional days have been recommended to provide completion August 2, 2022.**

Parks STOC Report

7/14/22

7. CARL SMITH IMPROVEMENTS (147270)

- 17120 E. 21st Street – District 6
- 2014 Sales Tax
- Budget: \$185,000 (\$25,000 in FY2020 and \$160,000 in FY2021)
- Consultant: Method Architecture
- Design Fees: \$22,173.63
- Scope of work: HVAC improvements, flooring, painting, and roofing at Carl Smith Office, Concession, Restrooms, and Tournament Office.
- Design began October 30, 2019 – Mylars submitted on September 28, 2020.
- Advertising for bids began October 23, 2020 with bids opening December 11, 2020. 3 Bids were received – the low bid was \$307,138 which was 20% over the project budget. Bids were rejected.
- Bids opened on November 19, 2021. One bidder submitted a bid of \$415,920 which is \$165,920 over the budget. The bid has been rejected.
- The project will be completed with City of Tulsa annual contracts. **Electrical work for the project has been completed. Additional Purchase Orders are being prepared to complete the Project.**

8. SAVAGE PARK IMPROVEMENTS (147230)

- 17800 E. 21st Street – District 6
- 2014 Sales Tax
- Budget: \$120,000 (\$15,000 in FY2019 and \$105,000 in FY2020)
- Consultant: Method Architecture
- Design Fees: \$22,173.63
- Scope of work: HVAC improvements, flooring, painting, and roofing at Savage Park Concession, Restrooms.
- **Project design, advertising, and construction in conjunction with Carl Smith Improvements.**

9. WOODWARD PARK IMPROVEMENTS (147250)

- 2324 S. Rockford Ave. – District 4
- 2014 Sales Tax (147250.ArchEngr.)
- Budget: \$4,850,000 (\$870k in FY20 and \$3,980k in FY21)
- Consultant: LandPlan Consultants, Inc.
- Kick-off meeting was held June 10, 2020.
- Final Public Meeting has been delayed coordinating with Stormwater Design concerning the adjacent 90-inch stormwater line at the bottom of the azalea garden slope. Stormwater Design to reroute part of the stormwater line (design and construction costs to be provided by Stormwater Design Department)
- **95% Design Documents are to be submitted for review on August 3, 2022.**
- **Advertising for bids is scheduled to begin in November 2022 with bids opening in December 2022.**

10. CHAMBERLAIN PARK POOL RECONSTRUCTION (147300)

- 4940 North Frankfort Ave. – District 1
- 2014 Sales Tax (147300.ArchEngr.)
- Budget: \$2,424,185
- Consultant: Alaback Design Associates
- Design Fees: \$266,583.77
- Community Outreach resulted in approval of Pool being constructed at Chamberlain Park – Brown Ordinance processed.
- Contract was approved March 9, 2022. Design Kick-off meeting was held March 17th.
- Preliminary review drawings will be submitted on June 16th and were approved.
- **65% Design Documents are to be submitted for review on August 19, 2022.**
- **Advertising for bids is scheduled to begin in February 2022 with bids opening in March 2023.**

Parks STOC Report

7/14/22

11. TULSA ZOO CARNIVORES (147150)

- 5701 East 36th Street North. – District 1
- 2014 Sales Tax and Private Funding
- Budget: \$8,000,000 (2014) + \$17,000,000 (Private) = \$25,000,000
- Consultant: WDM (contract is with TZMI)
- Flintco Construction has been selected as the Construction Manager.
- **Consultant is preparing final Construction Documents and final cost estimates in preparation for bidding.**

12. GREENWOOD CULTURAL CENTER FACILITY REHABILITATIONS

- 322 North Greenwood Ave. – District 1
- IOT2 Sales Tax
- Budget: \$5,340,000
- Interim Repair costs = \$195,044.48
- Master Plan Design Fees: \$112,709.76
- Consultant: JCJ / Moody Nolan Architects.
- Design agreement approved 2/02/2022.
- Kick-off meeting was held February 17, 2022.
- Facility assessment and project scoping meeting was held March 1, 2022.
- **Draft Master Plan and assessment report was submitted May 20, 2022 with a review meeting held on June 28, 2022.**
- **The draft Master Plan will be submitted and reviewed by staff in mid-July.**
- **Master Plan phase is scheduled to be completed by the end of July 2022.**
- **A contract amendment is being prepared for the design phases of the Project.**

13. FRED JOHNSON PARK IMPROVEMENTS

- 6002 South Riverside Drive – District 7
- IOT2 Sales Tax
- Total Budget: \$3,125,000
- Master Plan Budget: \$39,950
- Master Plan Consultant: Greenplay / Berry Dunn Consultants
- Design agreement with Berry Dunn Consultants is being processed.
- Information gathering meeting with Berry Dunn and City staff was held on March 3, 2022.
- A Community outreach event was held on May 14th, with interviews the following week.
- **Design Charrettes were held on June 8, 2022 and July 7, 2022.**
- **The final community outreach session is scheduled for July 2022.**
- **Consultant selection process will be required for design consultants.**

14. SWAN LAKE FOUNTAIN REHABILITATION (2242P00030)

- 1573 Swan Drive – District 4
- IOT2 Sales Tax
- Total Budget: \$1,700,000
- Scope: Rehabilitation of the historic Swan Lake Fountain and improvements to the water quality of the lake.
- Consultant: Alaback Design Associates, Inc.
- Design Fees: \$203,825.55
- Design agreement has been approved – the Design Kick-off meeting was held May 12, 2022.
- **Geotechnical investigations and Preliminary Design have been completed.**
- **25% Review Drawings were submitted on July 6, 2022 and are being reviewed by staff. A review meeting will be held the week of July 25th to review all comments.**
- **Advertising for bids is scheduled to begin February 2023 with bids opening March 2023.**

Parks STOC Report

7/14/22

15. Carbondale Park Playground and Surfacing (14750c)
 - 2802 W. 48th – District 2
 - IOT Sales Tax
 - Total Budget: \$275,000
 - Contractor: ACS Solutions Inc.
 - Cost: \$141,900.59
 - Purchase Order has been released through the Source Well state contract to ACS Solutions Inc.
 - **Playground is scheduled to be delivered and installed in early September 2022.**

16. Schlegel Park Playground and Surfacing (14750q)
 - 3825 W. 53rd. PI – District 2
 - IOT Sales Tax
 - Total Budget: \$275,000
 - Contractor: ACS Solutions Inc.
 - Cost: \$112,984.92
 - Purchase Order has been released through the Source Well state contract to ACS Solutions Inc.
 - **Playground is scheduled to be delivered and installed in October 2022.**

17. West Highland Park Playground and Surfacing (14750v)
 - 2626 W. 61st – District 2
 - IOT Sales Tax
 - Total Budget: \$275,000
 - Contractor: ACS Solutions Inc.
 - Cost: \$122,257.56
 - Purchase Order has been released through the Source Well state contract to ACS Solutions Inc.
 - **Playground is scheduled to be delivered and installed in late September 2022.**

18. **OWEN PARK CENTER IMPROVEMENTS**
 - **560 N. Maybelle Ave.- District 1**
 - **IOT2 Sales Tax**
 - **Total Budget: \$50,000**
 - **Repairs per Annual Tulsa Contractors Purchase Orders**
 - **Scope: New storefront entrance; Replace existing entry doors; Relocate fire alarm pull station; New panic hardware and exit signs on 2 doors; New drinking fountains; New VCT floor and base in annex; HVAC split unit in new entry; Gym floor repairs; Replace glass in gym windows; Finish back side of partition wall at breezeway.**

19. **ZINK PARK EROSION AND SITE REPAIRS**
 - **3216 S Trenton Ave.**
 - **IOT2 Sales Tax**
 - **Total Budget: \$151,800**
 - **Consultant: Wallace Engineering**
 - **Design Fees: \$10,500.00**
 - **Design begins July 15, 2022**

20. **1712 CHAS PAGE PARK MAINTENANCE ROOF REPLACEMENT**
 - **1712 Charles Page Blvd. – District 1**
 - **IOT2 Sales Tax**
 - **Total Budget - \$358,399**
 - **Consultant: GH2 Architects**
 - **Design Fees:**

Sewer, Stormwater, and Transportation

Attendees:

Kathy Sebert

Paul McTighe

Steve King

Ellouise Cochrane

Ashley Webb

CITY OF TULSA, OKLAHOMA
 SALES TAX OVERVIEW COMMITTEE
 TRANSPORTATION PROJECTS STATUS REPORT

Design & Construction as of:

07/01/22

DESIGN							CONSTRUCTION				
Budget Number	Project Description	Estimated Start Date	Currently Anticipated Completion Date	Engineer	Contract Amount	Pct Compl	Adv or Contract Award Date	Currently Anticipated Completion Date	Contractor	Contract Amount	Pct Compl
FUND 401 - 2001 SALES TAX											
* **	966120	Gilcrease Expressway Extension West - Tisdale Parkway to I-44 (Local Match) Tisdal to 41st St. West	Design funded from other sources			95%	Dec-09	May-11	Plains/Tres/Unit	\$13,091	99%
TOTAL FUND 401 INCOMPLETE PROJECTS											
+ Remainder of Funding provided in 6010											
* Partial funding from other sources											
~ Funded in Vision 2025 program											
** Difference paid by Federal and State sources											
* Part of Becco's FY 04 street cuts contract											
† One contract for \$1,794,000											
†† Total contract with Becco is \$4,448,000 for stormwater project 993311 & street projects 6008-014180 & 6312-994526											

FUNDS 402 - SALES TAX											
064101	41st Street South - Garnett Road to 129th East Avenue (Design)	Dec-15		BKL	\$465	90%					
064105	Peoria Avenue - 61st Street South to Riverside Parkway (Design)	Jan-14		BKL	\$800	70%					
064106	Garnett Road - 11th Street South to I-244 (Design)	Mar-15	Dec-16	C & K	\$500	100%					
064107	Mingo Road - 71st Street South to 81st Street South (Design)	Jun-14	Aug-16	Leidos	\$500	95%					
064108	Pine Street - Memorial Drive to Mingo Road (Design)	May-14	Feb-20	Garver	\$449	80%					
064111	91st Street South - Memorial Drive to Mingo Road (Complete Design and Right-of-Way Acquisitions)	Design funded from other sources		Breisch		60%					
966120	Gilcrease West Expressway from Tisdale Expressway to Edison			Tetra Tech		95%					
064093	City Match for Federal, State or County Projects			Various							
064004	Traffic Signal Synchronization			Various							
064003	Traffic Signalization, Lighting and Safety Improvements			Various							
064002	Residential Streets - Major Rehabilitation										

No construction funds currently scheduled								
No construction funds currently scheduled								
No construction funds currently scheduled								
Aug-19	Jul-21	APAC	\$7,431	100%				
No construction funds currently scheduled								
Re-design funded through Vision Construction funded through IOT2								
Dec-09	May-11	Plains/Tres/Unit	\$13,091	99%				

CITY OF TULSA, OKLAHOMA
 SALES TAX OVERVIEW COMMITTEE
 TRANSPORTATION PROJECTS STATUS REPORT

Design & Construction as of:

07/01/22

DESIGN							CONSTRUCTION				
Budget Number	Project Description	Estimated Start Date	Currently Anticipated Completion Date	Engineer	Contract Amount	Pct Compl	Adv or Contract Award Date	Currently Anticipated Completion Date	Contractor	Contract Amount	Pct Compl
i	Maintenance Zone 6140: Summerfield: E. 36th St. S. form S. 136th E. Ave. to S. 145th E. Ave. Phase II	May-09	Feb-10	COT	\$0	70%	Apr-22			\$1,500	
o	Sidewalks - Citywide			City							
q	Routine and Preventive Maintenance - Citywide										
r	Re-Inspection Pavement Management System (PMS) - Non-Arterial			Poe		100%					
064060	Bridge Replacement										
064062	Bridge Rehabilitation/Repair, Citywide										
914411	Trail System Improvements Matching Funds										
144104	Riverside Drive & Related Projects			HNTB		100%					
TOTAL FUND 402 INCOMPLETE PROJECTS											
FUND 403 - ADVANCE FUNDED SALES TAX											
014160	Arterial Street Rehab										
14K	81st - US 169 to Garnett										
	Traffic Signal Installation and Modification										
	Street Project Engineering and Inspection Intersections										
144104	Riverside Drive & Related Projects			HNTB		100%					
TOTAL FUND 403 INCOMPLETE PROJECTS											
FUND 404 - SPECIAL TEMPORARY SALES TAX FUND(2008)											
104010	Citywide - Arterial Sidewalk Repair and Construction										
104015	Citywide - Non-Arterial Rehabilitation and Reconstruction										
104016	Citywide - Non-Arterial Sidewalk Repair And Construction										
104017	Arterial Street Rehab										
i	Harvard Ave. - Admiral Blvd. to Pine St.	Jun-12	May-17	Meshek	\$390	100%	Mar-18	Dec-18	Becco	\$3,529	100%
j	Lewis Ave. - 21st St. S. to 11th St. S.	Jun-12	Jul-14	C & K	\$353	100%	Mar-18	Dec-18	Tri-Star	\$4,720	100%
l	Memorial Dr. - 21st St. S. to 11th St. S.	Aug-12	Dec-13	BKL	\$352	95%	Jul-19	Oct-21	Grade Line		100%
o	Pine St. - Yale Ave. to Sheridan Rd.	Aug-12	Aug-17	Dewberry	\$467	95%	Aug-20	Jun-22	Becco	\$9,587	99%
	Intersections										
af	Pine St. - Yale Ave. Intersection	Jan-13	Aug-13	HRAOK	\$247	95%	Aug-20	Jun-22	Becco		99%

CITY OF TULSA, OKLAHOMA
 SALES TAX OVERVIEW COMMITTEE
 TRANSPORTATION PROJECTS STATUS REPORT

Design & Construction as of:

07/01/22

DESIGN							CONSTRUCTION				
Budget Number	Project Description	Estimated Start Date	Currently Anticipated Completion Date	Engineer	Contract Amount	Pct Compl	Adv or Contract Award Date	Currently Anticipated Completion Date	Contractor	Contract Amount	Pct Compl
104020	Citywide - Arterial Routine and Preventive Maintenance										
104021	Citywide - Non-Arterial Routine And Preventive Maintenance										
104022	Citywide - General Engineering / Testing / Inspection										
TOTAL FUND 404 INCOMPLETE PROJECTS											
FUND 405 - SALES TAX FUND (2014)											
144017	Arterial Street Rehab										
a	Charles Page Blvd. - 33rd W. Ave. to 25th W. Ave.	Jun-15	Sep-17	Tetra Tech	\$206	95%					
b	49th W. Ave. - Edison St. to Charles Page Blvd.	May-18	Apr-19	CEC	\$165	80%					
c	Utica Ave. - Pine St. to Admiral Blvd.	Nov-15	Apr-16	CEC	\$528	80%					
d	Lewis Ave. - 36th St. N. to Apache St.	Jun-18	Dec-18	Cynergy	\$118	95%					
e	Southwest Blvd. - W. 23rd St. to W. 31st St.	Dec-16	Sep-17	Dewberry/Poe	\$300	95%	Jul-22		Becco	\$7,097	0%
f	Southwest Blvd. - W. 31st St. to W. 40th St.	Dec-16	Sep-17	Dewberry/Poe	\$315	95%	Jul-22				
g	Union Ave. - Southwest Blvd. to W. 41st St.	May-15	Sep-17	Dewberry	\$158	95%					
h	Union Ave. - W. 51st St. to W. 61st St	Jun-15	Aug-17	Garver	\$157	95%	Jan-21	Aug-21	Ellsworth	\$1,598	100%
j	Pine St. - Harvard Ave. to Yale Ave.	May-18	Apr-19	Benham	\$289	90%					
k	Admiral Pl. - Lewis Ave. to Harvard Ave.	Jan-18	Aug-18	BKL	\$253	90%					
l	Admiral Pl. - Harvard Ave. to Yale Ave.	Nov-16	Jul-17	Poe	\$325	95%	Feb-21	May-22	Ellsworth	\$4,177	100%
m	Sheridan Rd. - Apache St. to Pine St.	Nov-15	Sep-17	AAB	\$156	95%					
o	Mingo Rd. - 36th St. N. to Pine St.	Nov-16	Nov-17	McClelland	\$727	95%	Mar-19	Sep-21	Becco	\$8,435	100%
p	Mingo Rd. - Admiral Blvd. to 11th St.	Oct-18	Aug-09	Wallace	\$89	90%	Nov-21	Sep-22	Ellsworth	\$1,187	43%
q	11th St. - 89th E. Ave. to Mingo Rd.	Feb-15	Nov-15	CEC	\$162	100%	Apr-19	Oct-19	Ellsworth	\$1,631	100%
r	15th St. - Peoria Ave. to Lewis Ave.	May-15		Garver	\$248	100%	Sep-19	Nov-20	Crossland	\$3,094	100%
s	15th St. - Lewis Ave. to Harvard Ave.	Jan-17	Oct-17	Garver	\$302	90%					
t	Peoria Ave. - Admiral Blvd. to 11th St.	May-18	Feb-19	MARQUARDT	\$214	90%					
u	Peoria Ave. - 11th St. to 21st St.	Feb-16	Nov-16	MARQUARDT	\$252	90%					
v	Utica Ave. - Admiral Blvd. to 11th St.	Nov-19	Aug-20	C&K	\$317	70%					
w	Utica Ave. - 11th St. to 15th St.	Dec-16	Jul-17	BKL	\$224	90%					
x	Harvard Ave. - 15th St. to 21st St.	Sep-19	Jul-20	Garver	\$245	90%					
y	Harvard Ave. - 21st St. to 31st St.	Apr-18	Apr-19	Poe	\$469	92%					
z	21st St. - Yale Ave. to Sheridan Rd.	May-18	Mar-19	CEC	\$259	90%					
aa	31st St. - Yale Ave. to Sheridan Rd.	Aug-19	May-20	HNTB	\$237	90%					
ac	41st St. - Sheridan Rd. to Memorial Dr.	Apr-18	Jan-19	CGA	\$262	90%					
ad	Memorial Dr. - 21st St. to 31st St.	Nov-15	Jun-16	BKL	\$289	98%	Jul-19	Oct-21	Grade Line	\$5,086	100%

**CITY OF TULSA, OKLAHOMA
SALES TAX OVERVIEW COMMITTEE
TRANSPORTATION PROJECTS STATUS REPORT**

Design & Construction as of:

07/01/22

DESIGN							CONSTRUCTION				
Budget Number	Project Description	Estimated Start Date	Currently Anticipated Completion Date	Engineer	Contract Amount	Pct Compl	Adv or Contract Award Date	Currently Anticipated Completion Date	Contractor	Contract Amount	Pct Compl
ae	51st St. - Mingo Rd. to Garnett Rd.	Apr-18	Jun-19	Garver	\$234	90%					
af	71st St. - Memorial Dr. to Mingo Rd.			COT		100%	Apr-21	Jun-22	Crossland	\$2,228	100%
ag	91st. St. - Mingo Rd. to Hwy 169.			COT		100%	May-20	Aug-20	Becco		100%
ah	Memorial Dr. - 81st St. to 91st St.	Sep-17	Mar-18	Marquardt	\$129	92%	Mar-21	Jan-22	Crossland Heavy	\$2,987	100%
ai	Memorial Dr. - 91st St. to Creek Tpk.	Jun-15	Dec-15	Marquardt	\$58	95%	Mar-21	Jan-22	Crossland Heavy		100%
aj	Sheridan Rd. - 91st St. to 101st St.	Apr-18	Jun-19	HUB	\$84	95%					
al	Harvard Ave. - 41st St. to 51st St.	Apr-18	Dec-18	PEC	\$236	65%					
am	36th. St. N. - Mingo Rd. to Hwy 169	Jun-18	Apr-19	McClelland	\$301	90%					
an	Downtown Arterial Streets	May-15	Aug-15	Poe	\$923	70%					
	Phase 4 - Boulder/1ST to 10th		May-17	Poe		95%	Jan-19	Apr-20	Becco	\$4,415	100%
ao	Phase 5 - 6th Street / 7th Street		Jul-17	Poe		95%	Apr-20	Feb-21	Crossland	\$4,663	99%
ao	Phase 6 - Detroit / 8th Street		Aug-17	Poe		75%	Aug-22				
ao	Phase 6A - 7th Street			Poe		95%	May-22				
ao	Phase 7 - Cheyenne		Jan-18	Poe		50%					
ap	Pine St. & MLK Jr. Blvd Intersection	May-08	Feb-19	CP&Y	\$117	98%					
aq	Pine St. & Peoria Ave. Intersection	Jun-17	Jun-18	Schemmer	\$135	90%					
ar	Pine St. & Lewis Ave. Intersection	Mar-17	Aug-17	Wallace	\$75	95%	Jan-21	Jun-21	Gradeline	\$1,598	100%
as	41st St. & Union Ave. Intersection	May-15	Sep-19	Dewberry	\$158	99%					
at	51st St. & Union Ave. Intersection			Garver		0%					
av	36th St. N. & Mingo Rd. Intersection	Nov-16	Nov-17	McClelland	\$727	95%	Aug-19	Sep-21	Becco		100%
aw	Admiral Blvd. & Lewis Ave. Intersection	Dec-17	Aug-18	BKL	\$250	90%					
ax	11th St. & Utica Ave. Intersection	Dec-16	Jul-17	BKL	\$224	90%					
ay	21st St. & Peoria Ave. Intersection			MARQUARDT							
az	21st St. & Memorial Dr. Intersection	Nov-15	Apr-16	BKL	\$289	98%	Jul-19	Jul-21	Gradeline		99%
ba	51st St. & Mingo Rd. Intersection	Apr-18	Mar-19	Garver	\$234	90%					
bb	71st St. & Sheridan Rd. Intersection	Mar-17	Nov-17	Cynergy	\$99	60%					
bd	71st St. & Memorial Dr. Intersection			COT		100%	Apr-21	Jan-22	Crossland		100%
be	81st St. & Memorial Dr. Intersection	May-17	Dec-17	Benham		95%	Jun-21	Jul-22	Becco	\$13,875	59%
bf	61st St. & Yale Ave. Intersection	Dec-16	Aug-17	C&K	\$77	100%	Mar-21	Aug-21	Crossland	\$1,747	100%
144020	Citywide Non-Arterial Routine and Preventive Maintenance										
144101	Widen Yale Avenue, 81st St. to 91st Street South	Jun-15	Jul-17	Benham	\$600	95%	Oct-21	Dec-23	Becco	\$29,257	22%
144102	Widen 81st Street South, Sheridan Road to Memorial Drive	Sep-16	May-18	Benham	\$950	95%	May-21	Jul-22	Becco	\$13,875	59%
144103	Widen Yale Avenue, 96th St. South to 101st St. South	Aug-16	Jul-17	CEC	\$200	95%	Mar-20	Jan-22	Becco	\$8,752	100%
144105	Widen 25th W. Ave., Edison to Apache (design)	Apr-21		Poe		34%					

CITY OF TULSA, OKLAHOMA
 SALES TAX OVERVIEW COMMITTEE
 TRANSPORTATION PROJECTS STATUS REPORT

Design & Construction as of:

07/01/22

DESIGN							CONSTRUCTION				
Budget Number	Project Description	Estimated Start Date	Currently Anticipated Completion Date	Engineer	Contract Amount	Pct Compl	Adv or Contract Award Date	Currently Anticipated Completion Date	Contractor	Contract Amount	Pct Compl
144108	Widen Pine Street, Mingo to U.S. 169 (design)			Garver							
144120	Gilcrease Expressway Local Match										
144063	Bridges - Replacement and Rehabilitation Programs										
a	Bridge No. 275 - 10100 E. 36th St. N.	Jun-18	Dec-19	McClelland		90%					
g	Bridge No. 250 - 11200 E. 11th St.	Jun-15	Dec-15	Cowen	\$39	95%			Becco	\$693	100%
h	Bridge No. 247 - 9200 E. 11th St.	Jun-15	Dec-15	Cowen	\$39	95%			Becco	\$693	100%
k	Bridge No. 401 - 3800 S. Memorial Dr.	Jun-15	Dec-15	Cowen	\$39	95%	Sep-19	Feb-20	Becco	\$693	100%
s	Bridge No. 333 - 1300 S. 177th E. Ave.	Jun-20	Oct-21	CP&Y		90%	Jan-22	Oct-22	Grade Line	\$503	20%
u	Bridge No. 209 - 3000 N. Mingo Rd.	Nov-16	Nov-17	McClelland	\$727	90%					
x	Bridge No. 222 - 3200 S. Peoria Ave.	May-18	Jul-19	Garver	\$227	90%	Nov-21	Jun-22	Tri-Star	\$2,275	99%
144094	ODOT Rehabilitation and Replacement Program										
144003	Citywide guardrail replacement										
144004	Citywide traffic signalization										
144005	Roadway, pedestrian, and decorative lighting replacement										
144006	Signing, pavement marking and delineation										
144007	Traffic calming										
144008	Traffic signal installation, modification, and safety improvements										
144009	Traffic signal pole replacement										
144010	Creek Turnpike Trail pedestrian bridge over Memorial Dr. (\$200,000 for study only)										
144011	GPS emergency vehicle preemption system (approx. 30 intersections)										
144109	Citywide ADA Transition Plan Implementation (Minimum for 30-Year Schedule - High and Medium Priority Needs)	Feb-16	Aug-18	BKL	\$639	90%					
	ADA Transition Plan - Package #1		Sep-17			95%	Mar-20	Nov-20	Daris	\$1,642	99%
	ADA Transition Plan - Package #2					95%			Crossland		98%
	ADA Transition Plan - Package #3					80%					
144093	Citywide Matching Funds										
144018	Bicycle/Pedestrian Master Plan Implementation			Garver							
144019	IDL Entrance Rehabilitation (1st, 7th, and 8th Streets; signals at 1st and Greenwood)	see ao 144017		POE	\$1	80%					
TOTAL FUND 405 INCOMPLETE PROJECTS											

CITY OF TULSA, OKLAHOMA
 SALES TAX OVERVIEW COMMITTEE
 TRANSPORTATION PROJECTS STATUS REPORT

Design & Construction as of:

07/01/22

DESIGN							CONSTRUCTION				
Budget Number	Project Description	Estimated Start Date	Currently Anticipated Completion Date	Engineer	Contract Amount	Pct Compl	Adv or Contract Award Date	Currently Anticipated Completion Date	Contractor	Contract Amount	Pct Compl
FUNDS 4250-4255 2005 GENERAL OBLIGATION BOND ISSUES											
054041	Citywide Routine/Preventive Maint										
	Arterial Streets Widening - Engineering and Partial ROW										
054050	51st - Garnett to BA Expr (Eng/Dsn)	Feb-08	Oct-08	C & K	\$300	65%	No construction funds currently scheduled.				
054051	61st - Peoria Int/Riverside Dr. to Peoria			DTA					See 064110		
054052	81st - Memorial to Mingo; Sheridan to Memorial (Engr. & Design)	Jun-06	Apr-08	Benham	\$400	95%	Jun-09		See 064102		
054053	91st - Memorial to Mingo (Engr/Dsn)	Jan-08	Dec-08	Breisch	\$386	100%	ROW Acquisition				
054054	91st - Sheridan Inter (Final Design)	Mar-06	Apr-09	DDG	\$269	100%	Construction funded in 2006 S. T.			See 064104	
054055	129th - 31st to 41st (Engr. & Design)	Feb-06	Feb-12	DTA	\$400	100%	Construction funded in 2006 S. T.			See 064109	
054056	Delaware - 81st to 91st (Engr. & Dsn.)	Jan-08	Dec-08	BKL	\$456	100%	No construction funds currently scheduled.				
054057	Yale - 81st to 91st (Prelim Design)	Feb-06	Feb-07	Benham	\$300	100%	Advertised December 2020				
104023	Lewis Ave. - 11th to 21st	Jun-12		C&K	\$353	100%	Mar-18	Dec-18	TriStar	\$4,726	100%
054093	City Match for Federal/State projects.										
054002	Citywide Routine and Preventive Rehabilitation										
054003	Sidewalk Repair/Const (Citywide)										
054004	Traffic Calming Devices										
054001	Transportation Gen Eng/Insp Serv										
TOTAL FUNDS 4250-4255 INCOMPLETE PROJECTS											
FUNDS 4260-4266 - 2008 STREETS GENERAL OBLIGATION BOND											
Streets, Expressways, Sidewalks, Lighting, Traffic Calming											
Arterial Street Rehabilitation and Citywide Projects:											
104009	Citywide-Arterial Rehab & Reconstruction										
104010	Citywide-Arterial Sidewalk Repair & Construction										
104011	Citywide - Trails										
104012	Citywide - Railroad Crossings										
104013	Citywide - Local Match										
104014	Citywide-Gen.Engineering/Testing Inspection										
Non-Arterial Rehabilitaiton and Citywide Projects.											
104107	Maintenance Zone 1007	May-13	May-15	BKL	\$557	100%	Nov-18	Apr-21	Becco	\$7,500	100%
104944	Maintenance Zone 9044	Oct-19	Jan-20	Meshek	\$41	95%	Sep-20	Jun-21	Tri-Star	\$3,575	100%
104015	Citywide Non-Arterial Rehab & Reconstruction										
104016	Citywide Non-Arterial Sidewalk Repair and Construction										
104000	Bond Issuance Costs										
104039	Harvard Ave. - Admiral Blvd. to Pine St.	Jun-12	May-13	Meshek	\$312	100%	Mar-18	May-19	Becco	\$3,529	100%

CITY OF TULSA, OKLAHOMA
 SALES TAX OVERVIEW COMMITTEE
 TRANSPORTATION PROJECTS STATUS REPORT

Design & Construction as of:

07/01/22

DESIGN								CONSTRUCTION				
Budget Number	Project Description	Estimated Start Date	Currently Anticipated Completion Date	Engineer	Contract Amount	Pct Compl		Adv or Contract Award Date	Currently Anticipated Completion Date	Contractor	Contract Amount	Pct Compl
104041	Memorial Dr. - 21st St. S. to 11th St. S.	Aug-12	Dec-13	BKL	\$352	95%		Jul-19	Jul-21	Becco		100%
104043	Pine St. - Yale Ave. to Sheridan Rd.	Aug-12	Mar-13	Dewberry	\$467	95%		Jul-20	Jun-22	Becco	\$4,587	99%
144023	Citywide - Arterial Routine & Preventative Maintenance											
144022	Citywide-Art/Non-Art Routine & Preventative Maintenance											
104053	Pine St. - Yale Ave. Intersection	Jan-13	Aug-13	Dewberry	\$247	100%			2015			100%
104054	Citywide - General Engineering / Testing / Inspection											
TOTAL FUNDS 4260-4266 - 2008 Streets General Obligation Bond												
FUNDS 4270-4273 - 2014 STREETS GENERAL OBLIGATION BOND												
Streets, Expressways, Sidewalks, Traffic Calming												
Arterial Street Rehabilitation and Citywide Projects:												
144200	36th St. - N. MLK Jr. Blvd. to Peoria Ave.	Jun-15	Mar-20	PEC	\$232	90%		Sep-21	Dec-22	Ground Level	\$4,895	38%
144201	Apache St. - MLK Jr. Blvd. to Peoria Ave.	Nov-14	Aug-15	MESHEK	\$267	100%		Mar-19	Nov-19	Crossland	\$3,380	100%
144202	Apache St. - Peoria Ave. to Lewis Ave.	Aug-16	Mar-17	C&K	\$500	98%						
144203	W. 41st St. S. - 41st W. Ave. to S. 33rd W. Ave.	Sep-14	Aug-15	DEWBERRY/COT	\$175	95%		Mar-22		Grade Line	\$3,692	
144204	S. 33rd W. Ave. - 41st St. to 51st St.	Sep-14	Aug-15		\$275	95%						
144205	Apache St. - Lewis Ave. to Harvard Ave.	Sep-14	Sep-15	GUY	\$210	92%		Apr-22	Jan-23	Becco	\$3,987	14%
144206	11th St. - Peoria Ave. to Utica Ave.	Nov-14	Nov-15	BKL	\$185	95%		Mar-20	Jan-21	Becco	\$2,343	100%
144207	11th St. - Lewis Ave. to Harvard Ave.	Jun-16	Mar-17	BKL	\$205	85%						
144208	11th St. - Sheridan Rd. to Memorial Dr.	Nov-14	Nov-15	BKL	\$180	95%		Feb-22	Dec-22	Becco	\$3,227	34%
144209	21st St. - Garnett Rd. to 129th E. Ave.	Dec-14	Jul-15	GARVER	\$235	95%		Oct-20	Aug-21	Becco	\$4,079	99%
144210	21st St. - 129TH East Ave. Intersection	Dec-14	Jul-15	GARVER	\$156	95%		Oct-20	Aug-21	Becco		99%
144213	91st St. - Harvard Ave. to Yale Ave.		May-19	CEC	\$177	95%						
144215	Peoria Ave. - 41st St. to 51st St.	Dec-16	Aug-17	MARQUARDT	\$340	95%						
144216	41st St. - Lewis Ave. to Harvard Ave.	Oct-14	Aug-15	CEC	\$275	95%		Apr-21	Jul-22	Crossland	\$5,653	92%
144217	Apache St. & Harvard Ave. Intersection	Sep-14	Sep-15	GUY	\$176	95%		Apr-22	Jan-22	Becco	\$3,987	10%
144218	41st St. & Lewis Ave. Intersection	Oct-14	Aug-15	CEC	\$210	95%		Apr-21	Jul-22	Crossland		92%
144309	Citywide - Arterial Rehabilitation											
144110	Citywide - Arterial Sidewalk Improvements											
144020	Citywide - Arterial Routine and Preventive Maintenance											
144093	Citywide Matching Funds											
144094	ODOT Rehabilitation and Replacement Program											

**CITY OF TULSA, OKLAHOMA
SALES TAX OVERVIEW COMMITTEE
TRANSPORTATION PROJECTS STATUS REPORT**

Design & Construction as of:

07/01/22

DESIGN							CONSTRUCTION				
Budget Number	Project Description	Estimated Start Date	Currently Anticipated Completion Date	Engineer	Contract Amount	Pct Compl	Adv or Contract Award Date	Currently Anticipated Completion Date	Contractor	Contract Amount	Pct Compl
	Non-Arterial Rehabilitaiton and Citywide Projects.										
144111	Maintenance Zone 1001:	May-15	Feb-16	MAR / ARB	271 / 284	95%	Feb-21	Feb-23	Gradeline	\$8,291	26%
144106	Maintenance Zone 1006:	Sep-14	Jun-15	TETRA-TECH	\$356	95%	Apr-19	Oct-19	Ellsworth	\$2,585	100%
144107	Maintenance Zone 1007:	Oct-14	Apr-15	Cytergy	\$56	95%	Nov-18	Jan-21	Becco		100%
144168	Maintenance Zone 1068:	Sep-16	Sep-17	Nickle / Cowan	152./168.	95./95%					
144173	Maintenance Zone 1073:	Oct-14	Jul-15	COWAN	\$49	95%	Jul-17	Nov-17	PCSI	\$437	100%
144199	Maintenance Zone 1099:	Jun-15	Dec-15	CP&Y	\$259	95%	Apr-21	Apr-22	Ellsworth	\$2,343	100%
144153	Maintenance Zone 1153:	Sep-14	Jun-15	POE	\$334+	80%					
144157	Maintenance Zone 1157 N:	Sep-14	Jun-15	BKL	\$302	95%	May-18	Feb-19	Ellsworth	\$3,195	100%
144158	Maintenance Zone 1157 S:	Jun-15	Mar-16	SKW	\$210	95%	Oct-19	May-20	Crossland	\$2,493	100%
144225	Maintenance Zone 2125:	Nov-14	Aug-15	WALLACE	\$179	95%	Apr-19	Jan-20	Becco	\$2,189	100%
144230	Maintenance Zone 2130:	Oct-14	Aug-15	MESHEK	\$270	95%	Oct-20	Nov-21	Becco	\$3,485	99%
144310	Maintenance Zone 3010:	May-15	Jan-16	MCCLELLAND	\$544+	85%					
144311	Maintenance Zone 3011:	Jun-16	Jun-17	POE	\$656	95%	Aug-20	Sep-21	Crossland Heavy	\$7,603	100%
144317	Maintenance Zone 3017:	Oct-17	Jul-18	CGA	\$324	96%					
144320	Maintenance Zone 3020:	Aug-16	May-17	AAB	\$345	80%					
144413	Maintenance Zone 4013:	Sep-14	Apr-15	LEIDOS	\$512	80%					
144421	Maintenance Zone 4021:	Jul-16	Apr-17	CEC	\$343	96%	Jul-22				
144431	Maintenance Zone 4031:	May-15	Feb-16	GARVER	\$576	95%			Crossland Heavy	\$12,428	
144467	Maintenance Zone 4067 phase 1	Oct-14	Jun-15	GUY	\$344	95%	Jan-20	Aug-20	Crossland	\$3,127	100%
144467	Maintenance Zone 4067 phase 2			GUY		80%					
144452	Maintenance Zone 4152:	Oct-17	Jul-18	HUB	\$373	97%					
144527	Maintenance Zone 5027:	Nov-14	May-15	CRAFTENTULL	\$115	95%	Sep-18	Jan-19	Paragon	\$1,144	100%
144533	Maintenance Zone 5033:	Oct-14	Jun-15	CGA	\$444	95%	Oct-18	Aug-19	Crossland	\$4,847	100%
144546	Maintenance Zone 5046:	Jun-16	Mar-17	MCCLELLAND	\$540	96%					
144547	Maintenance Zone 5047:	Aug-16	Jun-17	GARVER	\$584	90%					
144628	Maintenance Zone 6028:	Jan-18	Aug-19	MCCLELLAND	\$428	90%					
144635	Maintenance Zone 6035:	May-15	Apr-16	HUB	\$253	95%	Oct-19	Jul-19	Becco	\$2,768	100%
144642	Maintenance Zone 6142:	Oct-14	Jun-15	HOOD/ Poe	\$78	95%	Feb-22	Jul-22	Ellsworth	\$1,313	42%
144645	Maintenance Zone 6145:	Oct-04	May-15	Cytergy	\$195	95%					
144740	Maintenance Zone 7040:	Jun-16	Apr-17	HUB	\$254	95%	Dec-20	Oct-21	Crossland Heavy	\$3,478	100%
144754	Maintenance Zone 7054:	Sep-17	Feb-19	POE	\$747	90%					
144857	Maintenance Zone 8057:	Apr-17	Jul-19	WALLACE	\$107	95%	Oct-20	Jun-21	Ellsworth	\$1,601	100%
144863A	Maintenance Zone 8063: North	Oct-17	Sep-19	CraftonTull	\$195	95%			Crossland Heavy	\$3,211	
144863B	Maintenance Zone 8063: South	Oct-17	Sep-19	PEC	\$195	95%	Jul-22				
144944	Maintenance Zone 9044:	Oct-14	May-15	Meshek	\$293	95%	Sep-20	May-21	Tri-Star	\$3,575	100%
144945	Maintenance Zone 9045:	Oct-14	Jul-15	GARVER	\$200	95%	Jan-19	Nov-19	Crossland	\$3,557	100%

CITY OF TULSA, OKLAHOMA
 SALES TAX OVERVIEW COMMITTEE
 TRANSPORTATION PROJECTS STATUS REPORT

Design & Construction as of:

07/01/22

DESIGN							CONSTRUCTION					
Budget Number	Project Description	Estimated Start Date	Currently Anticipated Completion Date	Engineer	Contract Amount	Pct Compl	Adv or Contract Award Date	Currently Anticipated Completion Date	Contractor	Contract Amount	Pct Compl	
144949	Maintenance Zone 9049:	Sep-17	May-19	GARVER	\$770	85%						
144950	Maintenance Zone 9050:	Jul-16	Feb-17	CP&Y	\$255	95%			Tri-Star	\$3,600		
144951	Maintenance Zone 9051:	Jul-16	Feb-17	SKW	\$130	95%						
144015	Citywide Non-Arterial Rehabilitation											
144021	Citywide Non-Arterial Routine and Preventive Maintenance											
144016	Citywide Non-Arterial Sidewalk Improvements											
144060	Bridge No.189 - 4700 N. Iroquois Ave.	Nov-14	Jul-15	MEHLBURGER		90%						
144062	Bridge No. 323B - 12000 E. 21st	Dec-14		GARVER	\$10	95%	Oct-20	Aug-21	Becco		99%	
TOTAL FUNDS 4270-4273 - 2014 Streets General Obligation Bond												
FUNDS 4281-4285 - 2020 STREETS GENERAL OBLIGATION BOND												
'Non-Arterial Street Rehabilitation Projects:												
2036N1007Z	Maintenance Zone 1007:	Dec-20	Aug-21	Cowan	\$81	95%						
2036N1068Z	Maintenance Zone 1068:											
2036N1070Z	Maintenance Zone 1070:	Feb-21	Oct-21	CGA	\$204	95%						
2036N1071Z	Maintenance Zone 1071:											
2036N1072Z	Maintenance Zone 1072:											
2036N1076Z	Maintenance Zone 1076:		Jul-21	McClelland	\$236	90%						
2036N1078Z	Maintenance Zone 1078:	Oct-20	Jun-21	Olsson	\$253	85%						
2036N1097Z	Maintenance Zone 1097:			EST								
2036N1098Z	Maintenance Zone 1098:											
2036N1153Z	Maintenance Zone 1153:	Apr-22	Feb-23	Poe	\$164	5%						
2036N1155Z	Maintenance Zone 1155:			CGA								
2036N1157Z	Maintenance Zone 1157:			Poe								
2036N2056Z	Maintenance Zone 2056:			Garver								
2036N2065Z	Maintenance Zone 2065:	Jan-21	Sep-21	Garver	\$218	95%						
2036N2066Z	Maintenance Zone 2066:	Oct-20	Jul-21	C&K	\$101	95%						
2036N2131Z	Maintenance Zone 2131:											
2036N3004Z	Maintenance Zone 3004:											
2036N3005Z	Maintenance Zone 3005:											
2036N3008Z	Maintenance Zone 3008:											
2036N3010Z	Maintenance Zone 3010:			McClelland								
2036N3011Z	Maintenance Zone 3011:											
2036N3017Z	Maintenance Zone 3017:											
2036N3075Z	Maintenance Zone 3075:			CGA								
2036N3080Z	Maintenance Zone 3080:											
2036N3081Z	Maintenance Zone 3081:	Feb-21	Mar-22	EST	\$58	95%	7/1/2022					
2036N3082Z	Maintenance Zone 3082:											
2036N4014Z	Maintenance Zone 4014:	Oct-20	May-21	Poe	\$136	95%						

CITY OF TULSA, OKLAHOMA
 SALES TAX OVERVIEW COMMITTEE
 TRANSPORTATION PROJECTS STATUS REPORT

Design & Construction as of:

07/01/22

DESIGN							CONSTRUCTION				
Budget Number	Project Description	Estimated Start Date	Currently Anticipated Completion Date	Engineer	Contract Amount	Pct Compl	Adv or Contract Award Date	Currently Anticipated Completion Date	Contractor	Contract Amount	Pct Compl
2036N4015Z	Maintenance Zone 4015:										
2036N4021Z	Maintenance Zone 4021:	Sep-20	Feb-22	CEC	\$256	80%					
2036N4022Z	Maintenance Zone 4022:	Oct-20	Apr-21	BKL	\$322	90%					
2036N4023Z	Maintenance Zone 4023:			CGA							
2036N4029Z	Maintenance Zone 4029:										
2036N4030Z	Maintenance Zone 4030:	Dec-20	Aug-21	Marquardt	\$143	95%	7/1/2022				
2036N4031Z	Maintenance Zone 4031:										
2036N4067Z	Maintenance Zone 4067:			Ollson							
2036N4069Z	Maintenance Zone 4069:			BKL							
2036N5016Z	Maintenance Zone 5016:	Jun-22	Apr-23	Garver		0%					
2036N5026Z	Maintenance Zone 5026:										
2036N5027Z	Maintenance Zone 5027:			Wallace							
2036N5033Z	Maintenance Zone 5033:										
2036N5039Z	Maintenance Zone 5039:										
2036N5040Z	Maintenance Zone 5040:	Apr-21	Mar-22	TEP	\$81	90%					
2036N6035Z	Maintenance Zone 6035:			Benham							
2036N6142Z	Maintenance Zone 6142:			C&K							
2036N6144Z	Maintenance Zone 6144:										
2036N6148Z	Maintenance Zone 6148:										
2036N6149Z	Maintenance Zone 6149:										
2036N6150Z	Maintenance Zone 6150:										
2036N7048Z	Maintenance Zone 7048:	Nov-20	Mar-22	Benham	\$252	90%					
2036N7060Z	Maintenance Zone 7060:	Dec-20	Dec-21	HUB	\$73	95%	7/1/2022				
2036N7104Z	Maintenance Zone 7104:										
2036N7109Z	Maintenance Zone 7109:										
2036N7115Z	Maintenance Zone 7115:										
2036N8057Z	Maintenance Zone 8057:	Feb-21	Mar-22	Wallace	\$107	90%					
2036N8102Z	Maintenance Zone 8102:	Oct-20	Apr-22	FNI	\$171	70%	8/1/2022				
2036N8113Z	Maintenance Zone 8113:	Aug-22	Feb-23	Keithline							
2036N8116Z	Maintenance Zone 8116:										
2036N9036Z	Maintenance Zone 9036:			CEC							
2036N9037Z	Maintenance Zone 9037:	Jan-21	Aug-21	CP&Y	\$183	80%					
2036N9038Z	Maintenance Zone 9038:	Dec-20	Oct-21	PEC	\$71	90%					
2036N9043Z	Maintenance Zone 9043:										
2036N9044Z	Maintenance Zone 9044:			Benham							
2036N9045Z	Maintenance Zone 9045:	Aug-22	Feb-23	Keithline							
2036N9049Z	Maintenance Zone 9049:	Jun-22	Mar-23	Marquardt	\$207						
2036N9050Z	Maintenance Zone 9050:	Jan-21	Sep-21	CP&Y	\$98	90%					
2036N9051Z	Maintenance Zone 9051:	Sep-20	Apr-21	Keithline	\$83	95%					
2036N9052Z	Maintenance Zone 9052:										

CITY OF TULSA, OKLAHOMA
 SALES TAX OVERVIEW COMMITTEE
 TRANSPORTATION PROJECTS STATUS REPORT

Design & Construction as of:

07/01/22

DESIGN							CONSTRUCTION				
Budget Number	Project Description	Estimated Start Date	Currently Anticipated Completion Date	Engineer	Contract Amount	Pct Compl	Adv or Contract Award Date	Currently Anticipated Completion Date	Contractor	Contract Amount	Pct Compl
Arterial Street Rehabilitation Projects:											
Arterial Street Projects:											
2036A0001Z	56th St N-MLK Blvd to 1500ft W of Peoria										
2036A0002Z	46th St N - Peoria Ave to Lewis Ave	Apr-22		C&K		10%					
2036A0003Z	46th St N - Elwood Ave to MLK Jr Blvd										
2036A0004Z	36th St N - Peoria Ave to Lewis Ave										
2036A0005Z	36th St N - Osage Cnty Line to MLK Blvd			Benham							
2036A0006Z	31st St N - 53rd W Ave to 41st W Ave										
2036A0007Z	Apache St - Harvard Ave to Yale Ave	Jun-22		Native Strategies	\$49						
2036A0008Z	Pine St - Gilcrease Museum Rd to Union	Sep-21		Poe		45%					
2036A0009Z	Pine St - Peoria Ave to Lewis Ave			CEC							
2036A0010Z	Edison St - 33rd W Ave to Union Ave	Sep-21		Poe		45%					
2036A0011Z	33rd W Ave - Apache St to Pine St	Sep-21		Poe		30%					
2036A0012Z	33rd W Ave - Pine St to Edison St	Sep-21		Poe		40%					
2036A0013Z	Gilcrease Museum Rd - Apache to Pine	Sep-21		Poe		30%					
2036A0014Z	MLK Jr Blvd - 56th St N to 46th St N										
2036A0015Z	MLK Jr Blvd - 36th St N to Apache St			Benham							
2036A0016Z	MLK Jr Blvd - Apache St to Pine St			Benham							
2036A0017Z	Peoria Ave - 56th St N to 46th St N	Apr-22		C&K		10%					
2036A0018Z	Peoria Ave - 46th St N to 36th St N	Apr-22		C&K		10%					
2036A0019Z	Peoria Ave - Pine St to Admiral Blvd										
2036A0020Z	Lewis Ave - Pine St to Admiral Pl			CEC							
2036A0021Z	Harvard Ave - Mohawk Blvd to 36th St N			Schemmer							
2036A0025Z	41st St S - Union Ave to Elwood Ave			BKL							
2036A0026Z	51st St S - 33rd W Ave to Union Ave										
2036A0027Z	61st St S - Lewis Ave to Harvard Ave	Jun-22	Jan-23	Native Strategies	\$49	10%					
2036A0028Z	Elwood Ave - 71st St S to 81st St S										
2036A0029Z	Lewis Ave - 61st St S to 71st St S										
2036A0030Z	Lewis Ave - 71st St S to 81st St S										
2036A0031Z	Delaware Ave - 81st St S to 91st St S			BKL							
2036A0032Z	Harvard Ave - 61st St S to 71st St S										
2036A0033Z	Harvard Ave - 71st St S to 81st St S										
2036A0034Z	Harvard Ave - 81st St S to 91st St S										
2036A0039Z	36th St N - Garnett Rd to 129th E Ave			Keithline							
2036A0040Z	36th St N - 129th E Ave to 141st E Ave										
2036A0041Z	Apache St - Gilcrease Expy to Sheridan Rd										
2036A0042Z	Pine St - Lewis Ave to Harvard Ave			McClelland							
2036A0043Z	Pine St - State Hwy 11 to Mingo Rd			Garver							

**CITY OF TULSA, OKLAHOMA
SALES TAX OVERVIEW COMMITTEE
TRANSPORTATION PROJECTS STATUS REPORT**

Design & Construction as of:

07/01/22

DESIGN								CONSTRUCTION				
Budget Number	Project Description	Estimated Start Date	Currently Anticipated Completion Date	Engineer	Contract Amount	Pct Compl		Adv or Contract Award Date	Currently Anticipated Completion Date	Contractor	Contract Amount	Pct Compl
2036A0044Z	Pine St - Mingo Rd to Garnett Rd											
2036A0045Z	Pine St - Garnett Rd to 129th E Ave			EST								
2036A0046Z	Admiral Pl - Sheridan Rd to Memorial Dr			CEC								
2036A0047Z	Admiral Pl - Memorial Dr to Mingo Rd			CEC								
2036A0048Z	Admiral Pl - Garnett Rd to 129th E Ave			CEC								
2036A0049Z	11th St S - Memorial Dr to 89th E Ave											
2036A0050Z	Yale Ave - Apache St to Pine St			HUB								
2036A0051Z	Yale Ave - Pine St to Admiral Pl											
2036A0052Z	Sheridan Rd - 36th St N to Apache St											
2036A0053Z	Garnett Rd - Admiral Pl to 11th St S			CGA								
2036A0054Z	129th E Ave - 36th St N to Apache St											
2036A0055Z	129th E Ave - Apache St to Pine St											
2036A0064Z	11th St S - Utica Ave to Lewis Ave			Wallace								
2036A0065Z	11th St S - Harvard Ave to Yale Ave											
2036A0066Z	15th St S - Boston Ave to Denver Ave											
2036A0067Z	15th St S - Harvard Ave to Yale Ave			Garver								
2036A0068Z	21st St S - Lewis Ave to Harvard Ave											
2036A0069Z	21st St S - Harvard Ave to Yale Ave											
2036A0070Z	Peoria Ave - 21st St S to 31st St S											
2036A0077Z	15th St S - Sheridan Rd to 73rd E Ave											
2036A0078Z	41st St S - Yale Ave to Sheridan Ave											
2036A0079Z	Yale Ave - 31st St S to 36th St S											
2036A0080Z	Yale Ave - 41st St S to I-44											
2036A0081Z	Sheridan Rd - 21st St S to 31st St S											
2036A0082Z	Sheridan Rd - 31st St S to 41st St S											
2036A0083Z	Sheridan Rd - 41st St S to 51st St S											
2036A0086Z	Admiral Pl: 225th EA to 22200 Blk E Adm.			CEC								
2036A0087Z	11th St S - 145th E Ave to 161st E Ave											
2036A0088Z	11th St S - 161st E Ave to 177th E Ave											
2036A0089Z	11th St S - 177th E Ave to 193rd E Ave			TEP								
2036A0090Z	21st St S - 145th E Ave to 161st E Ave											
2036A0091Z	21st St S - 161st E Ave to 177th E Ave											
2036A0092Z	31st St S - Garnett Rd to 129th E Ave			Marquardt								
2036A0093Z	41st St S - 177th E Ave to 193rd E Ave											
2036A0094Z	129th E Ave - 51st St S to 61st St S											
2036A0095Z	145th E Ave - 11th St S to 21st St S											
2036A0096Z	145th E Ave - 21st St S to 31st St S											
2036A0097Z	161st E Ave - 11th St S to 21st St S			TEP								
2036A0108Z	61st St S - Sheridan Rd to Memorial Dr											
2036A0109Z	Memorial Dr - 51st St S 61st St S											

CITY OF TULSA, OKLAHOMA
 SALES TAX OVERVIEW COMMITTEE
 TRANSPORTATION PROJECTS STATUS REPORT

Design & Construction as of:

07/01/22

DESIGN								CONSTRUCTION				
Budget Number	Project Description	Estimated Start Date	Currently Anticipated Completion Date	Engineer	Contract Amount	Pct Compl		Adv or Contract Award Date	Currently Anticipated Completion Date	Contractor	Contract Amount	Pct Compl
2036A0110Z	Mingo Rd - 61st St S to 71st St S			C&K								
2036A0111Z	Mingo Rd - 91st St S to 101st St S											
2036A0113Z	101st St S- Yale Ave to Sheridan Ave											
2036A0114Z	101st St S - Sheridan Rd to Memorial Dr											
2036A0115Z	111st St S - Yale Ave to Sheridan Rd											
2036A0116Z	121st St S - Yale Ave to Sheridan Rd											
2036A0117Z	Yale Ave - 61st St S to 71st St S											
2036A0118Z	Yale Ave - 111th St S to 121st St S											
2036A0119Z	Sheridan Rd - 71st St S to 81st St S			CGA								
2036A0122Z	41st St S - Riverside Dr to Peoria Ave											
2036A0123Z	41st St S - Peoria Ave to Lewis Ave											
2036A0124Z	Peoria Ave - 31st St S to 41st St S			Marquardt								
2036A0125Z	Lewis Ave - 41st St S to I-44			Benham								
	Intersection Projects											
2036A0022Z	36th St N & Harvard Ave Intersection			Schemmer								
2036A0023Z	Apache St & MLK Jr Blvd Intersection			Benham								
2036A0024Z	Pine St & Gilcrease Museum Rd Intersection											
2036A0035Z	41st St S & Elwood Ave Intersection			BKL								
2036A0036Z	51st St S & 33rd W Ave Intersection											
2036A0037Z	71st St S & Union Ave Intersection											
2036A0038Z	81st St S & Union Ave Intersection											
2036A0056Z	36th St N & 129th E Ave Intersection			Keithline								
2036A0057Z	Pine St & Sheridan Rd Intersection											
2036A0058Z	Pine St & Mingo Rd Intersection			CGA								
2036A0059Z	Pine St & Garnett Rd Intersection			EST								
2036A0060Z	Admiral PI & Sheridan Rd Intersection			CEC								
2036A0061Z	Admiral PI & Garnett Rd Intersection											
2036A0062Z	11th St S & Sheridan Rd Intersection											
2036A0063Z	11th St S & Mingo Rd Intersection											
2036A0071Z	11th St S & Peoria Ave Intersection											
2036A0072Z	11th St S & Lewis Ave Intersection			Wallace								
2036A0073Z	11th St S & Harvard Ave Intersection											
2036A0074Z	15th St S & Harvard Ave Intersection			Garver								
2036A0075Z	21st St S & Harvard Ave Intersection											
2036A0076Z	31st St S & Peoria Ave Intersection			Marquardt								
2036A0084Z	15th St S & Sheridan Rd Intersection											
2036A0085Z	41st St S & Yale Ave Intersection											
2036A0098Z	11th St S & 145th E Ave Intersection											
2036A0099Z	11th St S & 161st E Ave Intersection			TEP								
2036A0100Z	11th St S & 177th E Ave Intersection											

CITY OF TULSA, OKLAHOMA
 SALES TAX OVERVIEW COMMITTEE
 TRANSPORTATION PROJECTS STATUS REPORT

Design & Construction as of:

07/01/22

DESIGN								CONSTRUCTION				
Budget Number	Project Description	Estimated Start Date	Currently Anticipated Completion Date	Engineer	Contract Amount	Pct Compl		Adv or Contract Award Date	Currently Anticipated Completion Date	Contractor	Contract Amount	Pct Compl
2036A0101Z	11th St S & 193rd E Ave Intersection			TEP								
2036A0102Z	21st St S & 145th E Ave Intersection											
2036A0103Z	21st St S & 161st E Ave Intersection											
2036A0104Z	21st St S & 177th E Ave Intersection											
2036A0105Z	21st St S & 193rd E Ave Intersection											
2036A0106Z	31st St S & 145th E Ave Intersection											
2036A0107Z	41st St S & 177th E Ave Intersection											
2036A0112Z	91st St S & Memorial Dr Intersection											
2036A0120Z	121st St S & Yale Ave Intersection											
2036A0121Z	111th St S & Yale Ave Intersection											
2036A0126Z	41st St S & Peoria Ave Intersection											
Arterial Street Widening Projects:												
2036W0001Z	Gilcrease Museum Rd - Pine St to Admiral Blvd			Poe		30%						
2036W0002Z	81st St S - Tacoma Ave to Maybelle Ave											
2036W0003Z	81st St S & Elwood Ave Intersection											
2036W0004Z	91st St S - Memorial Dr to Mingo Rd			Garver		70%						
2036W0005Z	101st St S & Sheridan Rd Intersection			CEC								
2036W0006Z	81st St S - Harvard Ave to Yale Ave			Garver								
Central Business District (CBD)												
Streets and Alleyways												
2036D0001Z	4th St											
2036D0002Z	MLK Ave & Detroit Ave north of BNSF	Aug-20	Feb-21	Poe		95%		Oct-21	May-22	Crossland	\$1,592	96%
2036D0003Z	Cincinnati Ave			Poe								
2036D0004Z	Detroit Ave south of BNSF			Poe								
2036D0005Z	Reconciliation Way	Aug-20	Feb-21	Poe		95%		Oct-21	May-22	Crossland	\$1,592	96%
2036D0006Z	Lansing Ave			Poe								
2036D0007Z	Alleyways			Str & Stwtr								
Bridge Maintenance & Rehabilitation												
2037B0201C	Bridge #201C			Benham								
2037B0216Z	Bridge #216											
2037B0219D	Bridge #219D											
2037B0286Z	Bridge #286			Benham								
2037B0340Z	Bridge #340											
2037B0343Z	Bridge #343			Benham								
2037B0179Z	Bridge #179											
2037B0232Z	Bridge #232											
2037B0245Z	Bridge #245	Jan-21	Sep-21	Garver	\$89	90%		Aug-22				
2037B0258Z	Bridge #258	Jan-21	Sep-21	Garver	\$35	90%		Aug-22				
2037B0263Z	Bridge #263	Jul-21		CP&Y		40%						

CITY OF TULSA, OKLAHOMA
 SALES TAX OVERVIEW COMMITTEE
 TRANSPORTATION PROJECTS STATUS REPORT

Design & Construction as of:

07/01/22

DESIGN							CONSTRUCTION					
Budget Number	Project Description	Estimated Start Date	Currently Anticipated Completion Date	Engineer	Contract Amount	Pct Compl	Adv or Contract Award Date	Currently Anticipated Completion Date	Contractor	Contract Amount	Pct Compl	
2037B0301Z	Bridge #301	Jul-21		CP&Y		40%						
2037B0359Z	Bridge #359											
2037B0232A	Bridge #232A	Jan-21	Sep-21	Garver		95%	Aug-22					
2037B0301A	Bridge #301A											
2037B0425Z	Bridge #425											
2037B0225Z	Bridge #225											
2037B0167Z	Bridge #167			Garver								
2037B0173Z	Bridge #173			Poe								
2037B0236Z	Bridge #236											
2037B0241Z	Bridge #241	Jul-21		CP&Y	\$54	60%						
2037B0261A	Bridge #261A			Garver								
2037B0261B	Bridge #261B			Garver								
2037B0269Z	Bridge #269			Benham								
2037B0474Z	Bridge #474											
2037B0482Z	Bridge #482											
2037B0153Z	Bridge #153											
2037B0183Z	Bridge #183											
2037B0252Z	Bridge #252											
2037B0271Z	Bridge #271											
2037B0322Z	Bridge #322			Benham								
2037B0329Z	Bridge #329											
2037B0478Z	Bridge #478											
2037B0204Z	Bridge #204	Mar-21		CP&Y		90%						
2037B0315Z	Bridge #315											
2037B0336Z	Bridge #336											
2037B0404Z	Bridge #404											
2037B0346Z	Bridge #346											
2037B0423Z	Bridge #423			Benham								
2037B0424Z	Bridge #424											
2037B1000Z	Citywide Bridge Rehab and Inspection											
Citywide Projects												
	Citywide ADA Transition Plan Impl & Update (ROW)											
2036X0001Z	Transition Plan Update											
2036X0002Z	Transit Stops			BKL								
2036X0003Z	Signalized Intersections			BKL								
2036S0001Z	Sidewalk Corridors			BKL								
2036X0004Z	Citywide Infrastructure Partnership Funds											
2036N0001Z	Citywide Non-Arterial Routine & Preventive											
2036A1000Z	Citywide Arterial Routine and Preventive											

CITY OF TULSA, OKLAHOMA
 SALES TAX OVERVIEW COMMITTEE
 TRANSPORTATION PROJECTS STATUS REPORT

Design & Construction as of:

07/01/22

DESIGN							CONSTRUCTION				
Budget Number	Project Description	Estimated Start Date	Currently Anticipated Completion Date	Engineer	Contract Amount	Pct Compl	Adv or Contract Award Date	Currently Anticipated Completion Date	Contractor	Contract Amount	Pct Compl
2036A1001Z	Pavement Reinspection										
2035X0001Z	Transit-MTTA-Route 66 Bus Rapid Transit			HNTB	\$1,317	30%					
	Traffic Engineering										
2036X0005Z	Signal Coordination & Communication										
2036X0006Z	Signal Installation, Repair and Replace										
2036X0007Z	Traffic Calming										
2036X0008Z	Lighting Repair and Replacement										
2036X0009Z	Pavement Markings and Signs										
2036X0010Z	Guardrail Repair and Replacement										
2039X0009Z	Traffic Studies										
	Bicycle-Pedestrian Infrastructure										
2036S0002Z	Go Plan Implementation - Engineering			Garver							
2036S0003Z	Go Plan Implementation-Traffic Operation			Traffic							
2036S0004Z	Arterial Sidewalk			Strt & Strmwtr							
2036S0005Z	Non Arterial Sidewalk			Strt & Strmwtr							
2036X0011Z	Arena District Mstr Plan Implementation										
TOTAL FUNDS 4281-4285 - 2020 STREETS GENERAL OBLIGATION BOND											

* Same design contract for \$35,000
 ** Same design contract for \$15,000

 * Total contract with Becco is \$4,448,000 for stormwater project 993311 & street projects 6008-014180 & 6312-994526

Finance and Economic Indicators

STOC

SALES TAX OVERVIEW COMMITTEE

Ashley Webb
Chair

Ashley R. Webb
Riggs, Abney, Neal, Turpen, Orbison & Lewis Inc.
Attorney At Law
Tulsa, OK 74119
(918) 699-8905

To: City Council
Date: August 3, 2022
Subject: June Report to City Council

Attached is the July 2022 Sales Tax Overview Committee (STOC) Status Report

2006 Special Extended Sales Tax

June expenditures totaled \$169,000, of which \$161,000 was spent on the Site Acquisition For Additional Station project. Encumbrances and commitments total \$984,000. Current appropriations for the 2006 Special Extended Sales Tax Fund total \$271,812,000. There is a current appropriation balance of \$9,759,000.

2008 Sales Tax Special Temporary Streets

There were no expenditures in June. Encumbrances and commitments total \$178,000. Current appropriations for the 2008 Sales Tax Special Temporary Streets Fund total \$145,494,000. There is a current appropriation balance of \$88,000.

2014 Sales Tax

June expenditures totaled \$3,118,000, of which \$721,000 was spent on the Citywide Arterial Street Rehabilitation project. Encumbrances and commitments total \$55,866,000. Current appropriations for the 2014 Sales Tax Fund total \$568,601,000. There is a current appropriation balance of \$141,556,000.

2016 Sales Tax

June expenditures totaled \$8,416,000, of which \$4,580,000 was spent on the monthly transfer to service debt on the Tulsa Vision advanced sales tax revenue bond. Encumbrances and commitments total \$13,637,000. Current appropriations for the 2016 Sales Tax Fund total \$192,472,000. There is a current appropriation balance of \$25,736,000.

2016 Revenue Bond

June expenditures totaled \$2,525,000, of which \$576,419.73 was spent on the BMX National Headquarters project. Encumbrances and commitments total \$63,876,000. Current appropriations for the 2016 Revenue Bond Fund total \$350,600,000. There is a current appropriation balance of \$47,448,000.

2020 Sales Tax

June expenditures totaled \$1,079,000, of which \$940,000 was spent on the Capital Equipment project. Encumbrances and commitments total \$7,188,000. Current appropriations for the 2020 Sales Tax Fund total \$33,618,000. There is a current appropriation balance of \$7,678,000.

2020 General Obligation Bonds

June expenditures totaled \$212,000, of which \$52,000 was spent on the Peoria Ave: 56th St N - 46th S project. Encumbrances and commitments total \$17,875,000. Current appropriations for the 2020 General Obligation Bonds Fund total \$91,395,000. There is a current appropriation balance of \$62,699,000.

2014 General Obligation Bonds

June expenditures totaled \$2,889,000, of which \$447,000 was spent on the 41st St & Lewis Intersection project. Encumbrances and commitments total \$19,720,000. Current appropriations for the 2014 General Obligation Bonds Fund total \$306,555,000. There is a current appropriation balance of \$78,468,000.

2008 General Obligation Bonds

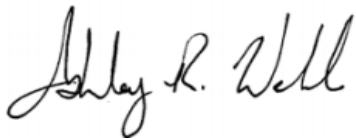
June expenditures totaled \$1,341,000, of which \$1,341,000 was spent on the Yale Ave 81st - 91st Widening project. Encumbrances and commitments total \$6,609,000. Current appropriations for the 2008 General Obligation Bonds Fund total \$230,055,000. There is a current appropriation balance of \$5,545,000.

2005 General Obligation Bonds

June expenditures totaled \$15,000, of which \$15,000 was spent on the Fire Training Center/ Station 16 Relocation project. There are no encumbrances or commitments. Current appropriations for the 2005 General Obligation Bonds Fund total \$74,919,000. There is a current appropriation balance of \$100,000.

Respectfully submitted,

Ashley Webb, Chair



Attachments

cc: James Wagner
Tammy Pitts
Jake Epp



FINANCIAL REPORT TO CITY COUNCIL

Wednesday, August 3, 2022

I. Financial Report

Revenue: 2016 Vision 0.805 Percent and 2020 Sales Tax 0.45 Percent Sales Tax Funds

		Fiscal Year to Date	
	July		Thru July
Actual	\$ 10,611,045	\$	10,611,045
Adopted Budget - Current Year	10,033,323		10,033,323
Actual vs Budget	\$ 577,722	\$	577,722

Expenditures

Fund	June	Fiscal Year to Date
		Thru June
409 - 2020 Sales Tax	\$ 1,078,828	\$ 18,718,254
4001, 4003-4004 - Tulsa Vision Rev Bonds	2,525,177	46,907,027
4000 - Tulsa Vision Sales Tax	8,416,278	68,709,073
405 - 2014 Sales Tax	3,118,129	31,819,873
404 - 2008 Streets Temporary Sales Tax	-	39,956
402 - 2006 Special Extended Sales Tax	169,292	3,611,399
TOTAL \$	15,307,704	\$ 169,805,583

II. Expenditures in Other Funds

Fund	June	Fiscal Year to Date
		Thru June
401 - 2001 Sales Tax	103,927	131,399
428 - 2020 GO Bond	212,401	7,573,473
427 - 2014 GO Bond	2,889,292	24,221,679
426 - 2008 GO Bond	1,340,924	8,750,167
425 - 2005 GO Bond	14,802	811,971
TOTAL \$	4,561,346	\$ 41,488,688

III. Items for the City Council's Attention

- A. Monthly Financial Reports
- B. STOC Committee and Subcommittee Minutes and Reports

IV. Attachments

- A. Attendance Record for the last 12 months
- B. STOC Committee and Subcommittee Minutes and Reports

Respectfully submitted,

Ashley R. Webb, Chair

Attachments

cc: James Wagner
Tammy Pitts
Jake Epp

MAJOR CAPITAL IMPROVEMENTS CONSTRUCTION FUNDS SUMMARY
As of June, 2022

	CURRENT		EXPENDITURES		ENCUMBERED	PERCENT	BALANCE
	APPROPRIATIONS		Current Month	To Date	COMMITTED		
Fund 401 and Fund 403							
2001 Third Penny Sales Tax and 2006 Advance Funded Sales Tax	\$ 112,558,928	\$	103,927	\$ 112,520,670	\$ 23,652	100%	\$ 14,605
Fund 402							
2006 Third Penny Sales Tax Extension	\$ 271,811,704	\$	169,292	\$ 261,068,087	\$ 984,451	96%	\$ 9,759,166
Fund 404							
2008 Sales Tax Special Temporary Streets Fund	\$ 145,493,500	\$	-	\$ 145,227,612	\$ 177,605	100%	\$ 88,283
Fund 405							
2014 Sales Tax Fund	\$ 568,601,088	\$	3,118,129	\$ 371,179,204	\$ 55,866,273	75%	\$ 141,555,611
Fund 406: 4000							
2016 Sales Tax Fund	\$ 192,471,770	\$	8,416,278	\$ 153,098,809	\$ 13,636,811	87%	\$ 25,736,150
Fund 406: 4001, 4003, 4004							
2016 Revenue Bond Fund	\$ 350,600,000	\$	2,525,177	\$ 239,276,434	\$ 63,875,932	86%	\$ 47,447,634
Fund 409							
2020 Sales Tax Fund	\$ 33,617,778	\$	1,078,828	\$ 18,751,848	\$ 7,187,844	77%	\$ 7,678,086
Fund 428							
2020 General Obligation Bonds	\$ 91,395,000	\$	212,401	\$ 10,821,782	\$ 17,874,608	31%	\$ 62,698,611
Fund 427							
2014 General Obligation Bonds	\$ 306,555,000	\$	2,889,292	\$ 208,366,916	\$ 19,720,202	74%	\$ 78,467,882
Funds 426							
2008 General Obligation Bonds	\$ 230,054,937	\$	1,340,924	\$ 217,900,460	\$ 6,609,247	98%	\$ 5,545,229
Funds 425							
2005 General Obligation Bonds	\$ 74,919,257	\$	14,802	\$ 74,819,697	\$ (0)	100%	\$ 99,561
Fund 740: 7401-7408							
TMUA--Water Capital Fund	\$ 396,310,405	\$	6,802,073	\$ 326,252,065	\$ 36,474,384	92%	\$ 33,583,956
Funds 750: 7501-7522							
TMUA-Sanitary Sewer Capital Funds	\$ 540,536,375	\$	3,532,291	\$ 430,260,480	\$ 39,032,324	87%	\$ 71,243,571

Report On Tulsa Economic Indicators May 2022

Economic Overview

Economic Overview will be updated at the end of every quarter. The Next EO summary will be posted with the June 2022 Report.

Wage & Salary Employment Conditions

Labor force participation increased in May, reporting a total of 491,780 . Compared to the previous month, this was an increase of 6,180 or 1.3% in Labor participants. Meanwhile, the Total Employment survey reported an increase of 5,740 positions within the metro area. This was an increase of 1.2% over the previous month and reported a total of 477,140 . The area unemployment rate was reported at 3.0% for May which is up from the April number of 2.9%. Total unemployment for the area was 3.8% this time last year. Regarding the second employment survey, Wage and Salary Employment increased by 3,500 in May, to report a total of 458,400 . The Manufacturing sector reported an increase of 100 positions in May to total 48,200. The Service sector reported an increase of 2,700 positions totaling 231,200 positions. Trade reported an increase of 300 positions this month, totaling 89,600 for May.

Freight Conditions

TIA reported May boarding at 136,740 passengers .Outgoing passenger counts grew by 23,212 over the previous month. This time last year, the airport reported a total 108,597 for the month. May cargo grew at the TIA, increasing by 107 tons, and reporting a total of 4,692 tons shipped in May. Lastly, freight at the Port of Catoosa reported 142,278 of barge tonnage for the month. This is down vs. previous month by -43,800 in barge tonnage.

Enterprise Customers

Sewer customer totals decreased by -48 customers in May totaling 137,608 . The current customer base is 2.9%, greater than this time last year. Water Customers also increased by 692 customers in May totaling 147,062 . The current customer base is 3.8%, greater than this time last year.

Price Indices

PPI was up in May at 227.4

MCI moved up 1.5% in May to 307.0

CPI-U moved up 1.0% in May to 276.4ⁱ

20 Year GO Bond rates moved up 25 basis points to 3.29% in May

Revenue Bond rates moved up 25 basis points to 3.57% in May

30-Day Treasury Bill rates moved up 26.9 basis points to 0.531% in May

ⁱ The annualized average for Fiscal year 2018 was 235.4. The annualized median for the last three Fiscal Years was 230.7

Tulsa Economic Indicators

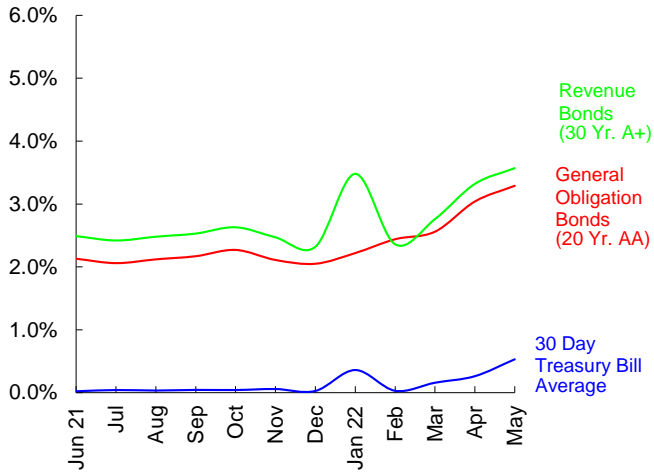
Most Recent Twelve Months

(unless otherwise Indicated)

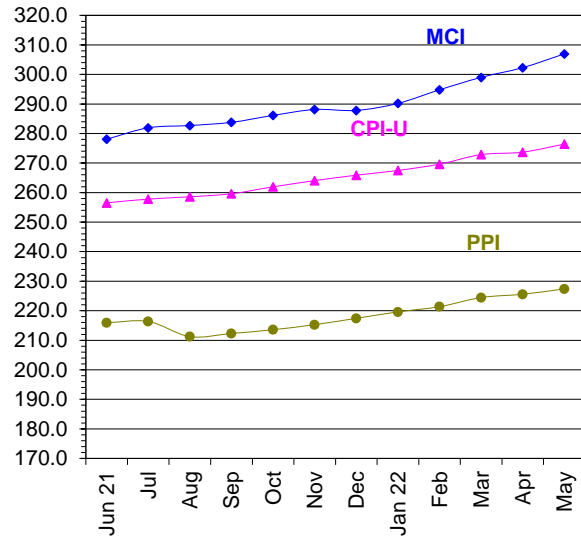
	June 21 to May 22	June 20 to May 21	Change
Wage & Salary			
Employment (TMSA 12 Mo. Avg.):	<u>May-22</u>	<u>May-21</u>	
Manufacturing	47,000	47,500	(1.1%)
Services	225,200	220,400	2.2%
Trade	86,200	81,100	6.3%
Other	<u>87,300</u>	<u>86,200</u>	1.3%
Total	445,700	435,200	2.4%
Unemployment Rates (TMSA 12 Mo. Avg.):			
	<u>May-22</u>	<u>May-21</u>	
Tulsa MSA	2.8%	5.7%	-2.9%
Oklahoma	2.8%	5.3%	-2.5%
United States	4.3%	7.4%	-3.1%
Air Passengers (Calendar YTD):			
	<u>May-22</u>	<u>May-21</u>	
Barge Tonnage (Calendar YTD):	520,300	358,700	45.1%
	763,900	724,100	5.5%
Price and Cost Indices:			
	<u>May-22</u>	<u>May-21</u>	
Consumer Price Index - Urban	276.4	255.2	8.3%
Producer Price Index	227.4	215.5	5.5%
Municipal Cost Index (Est.)	307.0	273.0	12.5%
(Indices are not adjusted for seasonality)			
Financial Rates (Monthly Avg.):			
	<u>May-22</u>	<u>May-21</u>	
30-Day Treasury Bill	0.531%	0.00%	0.53
Municipal General Obligation Bond			
Buyer 11 Bond Index (20 Yr. A-AAA)	3.29%	2.25%	1.04
Municipal Revenue Bond Buyer			
25 Bond Index (25 Yr. A-AA+)	3.57%	2.61%	0.96
Utilities:			
	<u>May-22</u>	<u>May-21</u>	
Water Customers	147,100	141,700	3.8%
Sewer Customers	137,600	133,700	2.9%

*Data unavailable at time of report. Therefore figure is a 12 month average forecast.

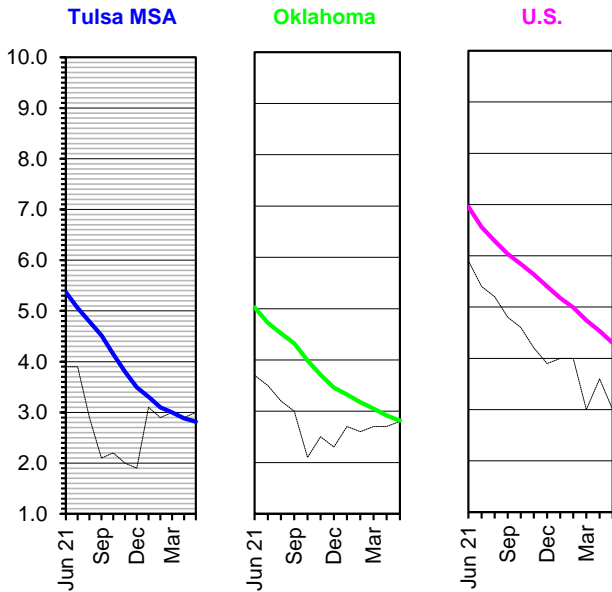
Rates on Municipal Investments and Cost of Financing**



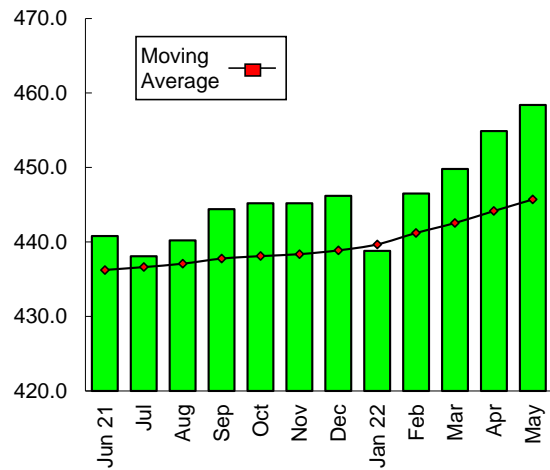
Consumers, Producers, and Municipal Price/Cost Indices



Monthly (- -) and Average (—) Unemployment Rates (Most Recent 12 Months)



Tulsa MSA Wage & Salary Employment and 12 Month Moving Average (000's)




*Data unavailable at time of report. Therefore figure is a 12 month average forecast.

**Short Term Capital Purchases Summary (Fund 477) as of June 2022
2006 Sales Tax Capital Equipment Replacement Report**

Department/Entitiy	Appropriations	Month's Expenditures	Year to Date Expenditures	Encumbrances Commitments	Balance
Human Resources	\$ 40,000	\$ -	\$ -	\$ 32,042	\$ 7,958
Finance	\$ 14,847	\$ -	\$ 14,847	\$ -	\$ -
Legal	\$ 4,800	\$ 2,396	\$ 2,396	\$ -	\$ 2,404
Asset Management	\$ 895,720	\$ 108,346	\$ 252,882	\$ 175,982	\$ 466,856
Information Technology	\$ 6,219,656	\$ 948,757	\$ 3,395,380	\$ 2,677,790	\$ 146,486
Police	\$ 4,362,639	\$ 415,488	\$ 2,191,623	\$ 2,137,566	\$ 33,451
Fire	\$ 914,851	\$ 157,586	\$ 646,446	\$ 222,043	\$ 46,362
Municipal Court	\$ 23,538	\$ 385	\$ 11,847	\$ 11,406	\$ 285
Engineering Services	\$ 217,630	\$ -	\$ -	\$ 214,819	\$ 2,812
Streets & Stormwater	\$ 2,681,133	\$ 119,322	\$ 759,743	\$ 1,916,788	\$ 4,603
Parks & Recreation	\$ 955,506	\$ 4,039	\$ 147,282	\$ 161,696	\$ 646,528
Gilcreas Museum admin	\$ 48,105	\$ -	\$ 42,177	\$ -	\$ 5,928
WIN	\$ 537,474	\$ 2,666	\$ 210,038	\$ -	\$ 327,436
Development Services	\$ 188,100	\$ -	\$ 140,098	\$ -	\$ 48,002
City Council	\$ 967	\$ -	\$ -	\$ 967	\$ 0
Transfer to Other Funds*	\$ 123,000	\$ -	\$ 123,000	\$ -	\$ -
Transfer to River Parks*	\$ 42,000	\$ -	\$ 42,000	\$ -	\$ -
Transfer to TAEMA*	\$ 32,000	\$ -	\$ 32,000	\$ -	\$ -
Transportation Grants to MTTA*	\$ 115,000	\$ -	\$ 115,000	\$ -	\$ -
	\$ 17,416,966.00	\$ 1,758,985.43	\$ 8,126,757.43	\$ 7,551,097.39	\$ 1,739,111.18

* Total appropriation is transferred to the agency in a lump sum during the year and incorporated into their budget.

City of Tulsa
Department of Finance
FINANCIAL REPORT



SALES TAX OVERVIEW COMMITTEE

PERIOD ENDING **June 30, 2022**

City of Tulsa
Department of Finance
FINANCIAL REPORT



G. T. Bynum
Mayor

James Wagner
Director of Finance

MAYOR

G. T. Bynum

CITY COUNCIL

VANESSA HALL-HARPER.....DISTRICT 1
JEANNIE CUEDISTRICT 2
CRISTA PATRICKDISTRICT 3
KARA JOY MCKEEDISTRICT 4
MYKEY ARTHRELL-KNEZEK.....DISTRICT 5
CONNIE DODSONDISTRICT 6
LORI DECTER WRIGHTDISTRICT 7
PHIL LAKIN JRDISTRICT 8
JAYME FOWLERDISTRICT 9

CITY AUDITOR

CATHY CRISWELL

SALES TAX OVERVIEW COMMITTEE

Ashley Webb, Chair
Kathy Sebert, Vice Chair
Janae Bradford, Secretary

Rhonda Hinrichs
Paul McTighe

Linda Jenkins
Sylvia Powell
Renee Plocek
Ashley Webb

Kathy Sebert

Jeff Covington
Alex Gomez

Ellouise Cochrane
Jonathan Hall
Scott Grizzle
Pamela Amburgy
Marcia Bruno-Todd

Janae Bradford
Steve King
Steven Watts
Mareo Johnson

SALES TAX OVERVIEW COMMITTEE REPORT
Table of Contents

<u>FUND NO.</u>	<u>PAGE NO.</u>
TABLE OF CONTENTS	3
CONSOLIDATED REPORTS	
Balance Sheets.....	4
Schedule of Sales Tax Revenue	5
402.....2006 SPECIAL EXTENDED SALES TAX.....	6
Statement of Revenue, Expenditures, and Encumbrances.....	7
405.....2014 EXTENDED 1.1% SALES TAX.....	10
Statement of Revenue, Expenditures, and Encumbrances.....	11
409.....2020 SALES TAX.....	16
Statement of Revenue, Expenditures, and Encumbrances.....	17
40002016 LIMITED PURPOSE TEMPORARY SALES TAX	19
Statement of Revenue, Expenditures, and Encumbrances.....	20
40012016 VISION ADVANCE FUNDED REVENUE BOND FUND	22
Statement of Revenue, Expenditures, and Encumbrances.....	23
40032016 VISION ADVANCE FUNDED REVENUE BOND FUND	25
Statement of Revenue, Expenditures, and Encumbrances.....	26
40042016 VISION ADVANCE FUNDED REVENUE BOND FUND	28
Statement of Revenue, Expenditures, and Encumbrances.....	29
4260-4266.....2008 GO BOND FUNDS	31
Statement of Revenue, Expenditures, and Encumbrances.....	32
4270-4274.....2014 GO BOND FUNDS	35
Statement of Revenue, Expenditures, and Encumbrances.....	36
4281-428X.....2020 GO BOND FUNDS	40
Statement of Revenue, Expenditures, and Encumbrances.....	41
COMBINED STATEMENT OF OTHER FUND ACTIVITY	45
(400, 401, 403, 404, 425)	46
BUDGET ACTIONS.....	47

**CITY OF TULSA, OKLAHOMA
SALES TAX OVERVIEW COMMITTEE REPORT
BALANCE SHEET
JUNE 2022**

	FUND 402 2006 SPECIAL EXTENDED SALES TAX	FUND 405 2014 EXTENDED 1.1% SALES TAX	FUND 409 2020 SALES TAX	FUND 4000 2016 LIMITED PURPOSE TEMPORARY SALES TAX	FUNDS 4260 through 4266 2008 GO BOND FUNDS	FUNDS 4270 through 4275 2014 GO BOND FUNDS	FUNDS 4281 through 4285 2020 GO BOND FUNDS	TOTAL
ASSETS:								
POOLED EQUITY WITH TREASURER ACCRED INTERST RECEIVABLE	\$12,153,689.79	\$214,317,343.34	\$26,703,678.55	\$67,058,763.77	\$15,075,176.32	\$147,173,370.73	\$35,831,708.23	\$482,482,022.50
OTHER CURRENT RECEIVABLES TAX RECEIVABLE	42,688.29	717,440.15	61,220.76	312,050.10				\$1,133,399.30
			5,476,464.38	9,796,786.24				\$15,273,250.62
				1,394,001.31				\$1,394,001.31
TOTAL ASSETS	\$12,196,378.08	\$215,034,783.49	\$32,241,363.69	\$78,561,601.42	\$15,075,176.32	\$147,173,370.73	\$35,831,708.23	\$500,282,673.73
LIABILITIES, RESERVES, AND FUND BALANCE:								
LIABILITIES AND RESERVE FOR ENC.:								
ACCOUNTS PAYABLE	151,323.81	995,973.07	48,063.98	1,930,300.79	1,273,877.70	1,853,252.53	112,983.90	6,252,791.88
CONTRACTS PAYABLE - RETAINAGE	296,710.64	2,995,149.34		731,708.25	936,650.23	2,717,056.23	69,718.48	7,677,274.69
CONTRACTS RETAINAGE CLEAR		20,413.40			294,095.52			314,508.92
PURCHASING CARD ESCROW DUE TO OTHER FUNDS		110,149.30						110,149.30
ADVANCES FROM OTHER FUNDS RESERVE FOR ENCUMBRANCES RESERVE FOR COMMITMENTS	836,180.17	55,150,060.94	7,185,310.88	13,323,463.31	5,609,269.63	19,459,393.05	15,945,873.58	101,563,677.98
UNENCUMBERED FUND BALANCE:								
APPROPRIATED	9,759,166.34	141,555,611.23	7,678,085.62	25,736,149.54	5,545,228.91	78,467,870.08	19,703,132.27	268,742,111.72
UNAPPROPRIATED RESERVED FOR ADVANCES	1,152,997.12	14,207,426.21	17,329,903.21	36,839,979.53	1,416,054.33	44,675,798.84		115,622,159.24
TOTAL FUND BALANCE	10,912,163.46	155,763,037.44	25,007,988.83	62,576,129.07	6,961,283.24	123,143,668.92	19,703,132.27	384,364,270.96
TOTAL LIABILITIES, RESERVES, AND FUND BALANCE	\$12,196,378.08	\$215,034,783.49	\$32,241,363.69	\$78,561,601.42	\$15,075,176.32	\$147,173,370.73	\$35,831,708.23	\$500,282,673.73

CITY OF TULSA, OKLAHOMA
SALES TAX OVERVIEW COMMITTEE REPORT
SCHEDULE OF SALES TAX REVENUE
June 2022

Month	COMPARISON TO BUDGET (2020-2021)			COMPARISON TO PRIOR YEAR				
	BUDGET	ACTUAL	DIFFERENCE	2019-2020	2020-2021	AMOUNT	PERCENT	
	AMOUNT	AMOUNT		ACTUAL	ACTUAL	INCREASE (DECREASE)	INCREASE/DECREASE ACTUAL BUDGET	
July	\$ 8,204,546.00	\$ 9,154,501.79	\$ 949,955.79	\$ 8,610,765.00	\$ 9,154,501.79	\$ 543,736.79	6.3%	-4.7%
August	\$ 8,300,632.00	\$ 9,359,983.20	1,059,351.20	\$ 8,698,132.00	\$ 9,359,983.20	661,851.20	7.6%	-4.6%
September	\$ 8,125,952.00	\$ 9,268,462.59	1,142,510.59	\$ 8,558,231.00	\$ 9,268,462.59	710,231.59	8.3%	-5.1%
October	\$ 8,122,870.00	\$ 9,163,471.87	1,040,601.87	\$ 8,513,070.00	\$ 9,163,471.87	650,401.87	7.6%	-4.6%
November	\$ 8,041,056.00	\$ 9,154,501.79	1,113,445.79	\$ 8,409,734.00	\$ 9,154,501.79	744,767.79	8.9%	-4.4%
December	\$ 8,140,730.00	\$ 9,251,059.34	1,110,329.34	\$ 8,540,060.00	\$ 9,251,059.34	710,999.34	8.3%	-4.7%
January	\$ 8,606,939.00	\$ 9,867,876.68	1,260,937.68	\$ 9,026,643.00	\$ 9,867,876.68	841,233.68	9.3%	-4.6%
February	\$ 8,435,116.00	\$ 9,985,606.73	1,550,490.73	\$ 9,138,718.00	\$ 9,985,606.73	846,888.73	9.3%	-7.7%
March	\$ 7,425,426.00	\$ 8,111,932.11	686,506.11	\$ 8,082,448.00	\$ 8,111,932.11	29,484.11	0.4%	-8.1%
April	\$ 7,819,042.00	\$ 9,205,886.65	1,386,844.65	\$ 8,280,838.00	\$ 9,205,886.65	925,048.65	11.2%	-5.6%
May	\$ 8,057,614.00	\$ 9,861,793.33	1,804,179.33	\$ 8,759,760.00	\$ 9,861,793.33	1,102,033.33	12.6%	-8.0%
June	\$ 7,649,339.00	\$ 9,632,792.11	1,983,453.11	\$ 8,479,098.00	\$ 9,632,792.11	1,153,694.11	13.6%	-9.8%
TOTAL	\$ 96,929,262.00	\$ 112,017,868.19	\$ 15,088,606.19	\$ 103,097,497.00	\$ 112,017,868.19	\$ 8,920,371.19	8.7%	-6.0%

PERCENT INCREASE (DECREASE) 13.47%

2006 SPECIAL EXTENDED SALES TAX

FUND 402

(SIXTH THIRD PENNY SALES TAX PROGRAM)

**CITY OF TULSA, OKLAHOMA
SALES TAX OVERVIEW COMMITTEE REPORT
FUND 402 - 2006 SPECIAL EXTENDED SALES TAX**

**STATEMENT OF REVENUES, EXPENDITURES AND ENCUMBRANCES
FOR THE TWELVE MONTHS ENDED JUNE 30, 2022**

	FY ESTIMATED REVENUES/ LIFE-TO-DATE APPROPRIATIONS	CURRENT MONTH	ACTUAL YEAR TO DATE	LIFE TO DATE	OUTSTANDING REVENUES/ BALANCE OF APPROPRIATIONS
Revenue					
Sales Tax	\$	\$	\$	\$ 430,935,953.99	\$
Donations					
Interest on Investments		9,241.99	83,321.86	16,359,970.16	(83,321.86)
Intergovernmental Revenue					
Federal, State & Local grants					
Transfers from other funds					
Miscellaneous Revenue				1,424,225.61	
Total Revenue		9,241.99	83,321.86	448,720,149.76	-83,321.86
Expenditures					
Project Expenditures	271,811,704.47	169,292.41	3,748,914.94	260,964,524.31	10,847,180.16
Total Expenditures	271,811,704.47	169,292.41	3,748,914.94	260,964,524.31	10,847,180.16
Excess (Deficiency) of Revenue Over Expenditures			(3,665,593.08)	187,755,625.45	
Completed Projects Encumbrances			984,451.20	174,416,586.99 984,451.20	
Excess (Deficiency) of Revenue Over Expenditures and Encumbrances			(4,650,044.28)	12,354,587.26	
June 30, 2021 Ending Fund Balance			13,338,565.72		
Prior year expenditures					
June 30, 2021 Encumbrances			3,666,065.82		
Adjusted Beginning Fund Balance			17,004,631.54		
Ending Fund Balance			\$ 12,354,587.26	\$ 12,354,587.26	

Fund 402
2006 SPECIAL EXTEND SALES TAX

as of: 6/30/2022

FUND	PROJECT	TITLE	REVISED BUDGET	MTD ACTUAL	YTD ACTUAL	LTD ACTUAL	ENC	COMM	BALANCE
402	016100	Forensic Lab Expansion	14,729,241.90	-	-	14,729,241.90	-	-	-
402	016130	Replace 2 Police Helicopters	4,344,475.00	-	-	4,344,475.00	-	-	-
402	016200	Apparatus Replacement	12,863,575.91	-	-	12,863,575.91	-	-	-
402	016240	Site Acq. For Addnl. Station	5,300,000.00	160,053.04	2,584,581.60	4,362,202.58	460,150.39	-	477,647.03
402	016310	Network System Replacement	1,402,150.04	-	-	1,402,150.04	-	-	-
402	017110	General Park Improvements	4,829,359.78	-	58,577.65	4,816,917.98	441.80	-	12,000.00
402	017120	Golf Course Development	459,640.57	-	-	459,640.57	-	-	-
402	017140	Tulsa Zoo Department	2,938,780.81	-	-	2,938,780.81	-	-	-
402	060020	Comprehensive Plan Update	649,253.49	-	-	649,253.49	-	-	-
402	060040	Equipment Mgmt Projects	2,242,000.00	-	-	2,242,000.00	-	-	-
402	062100	Unservd Area & Offsite Mns	7,200,000.00	-	-	7,200,000.00	-	-	-
402	062120	Sswwtp 71 Ls Expansion	400,000.00	-	-	400,000.00	-	-	-
402	062130	Spunky Crk Bsn Ms & Ls	9,497,696.77	-	-	9,497,696.77	0.00	-	(0.00)
402	062140	Lower Bird Creek Wwtp Expn	11,000,000.00	-	-	11,000,000.00	-	-	-
402	063101	Fred Creek Drainage Imprv	12,250,000.00	-	-	12,250,000.00	-	-	(0.00)
402	063106	Elm Crk 6th St Drainage	2,000,000.00	-	-	2,000,000.00	(0.00)	-	(0.00)
402	063107	Citywide Mdp Updates	450,000.00	-	-	450,000.00	-	-	-
402	063109	Engr And Insp Svc-Fc	500,000.00	-	-	500,000.00	-	-	-
402	064001	Arterial Streets Rehab	28,169,343.33	-	792,117.05	28,115,684.00	53,659.33	-	(0.00)
402	064002	Residential Streets Rehab	25,849,169.10	-	-	25,815,173.80	33,995.30	-	0.00
402	064003	Traffic Signals & Lighting	2,600,000.00	-	-	2,599,970.00	0.00	-	30.00
402	064004	TRAFFIC SIGNAL SYNCH	1,700,000.00	-	-	1,692,173.06	-	-	7,826.94
402	064005	St Surface Rpr & Crack Seal	10,000,000.00	-	-	10,000,000.00	0.00	-	0.00
402	064060	Bridge Replacement	2,500,000.00	-	-	2,499,613.73	385.00	-	1.27
402	064062	Bridge Rehab/Repair Cw	2,500,000.00	1,648.64	289.51	2,481,205.83	18,794.17	-	(0.00)
402	064093	City Match-Fed/St/Co Projs	1,500,000.00	-	-	1,410,000.00	90,000.00	-	-
402	064101	41St-Garnett To 129Th E Ave	500,000.00	-	-	498,500.00	1,500.00	-	(0.00)
402	064102	81St-Memorial To Mingo	7,402,272.09	-	-	7,402,272.09	-	-	0.00
402	064103	91St & Harvard Intersection	2,217,000.00	-	-	2,217,000.00	-	-	-
402	064104	91St And Sheridan Inters	4,417,718.54	-	-	4,414,613.00	-	-	3,105.54
402	064105	61St St Riverside To Peoria	800,000.00	20.83	274.14	705,885.26	23,660.27	-	70,454.47
402	064106	Garnett-11Th To I-244	500,000.00	-	-	499,555.00	-	-	445.00
402	064107	Mingo 71St To 81St	500,000.00	-	-	498,721.40	-	-	1,278.60
402	064108	Pine St-Memorial To Mingo	500,000.00	7,569.90	50,776.62	481,594.71	17,496.27	-	909.02
402	064109	129Th-31St To 41St	5,500,000.00	-	-	5,500,000.00	-	-	-
402	064110	61St-Riverside To Peoria	7,369,000.00	-	-	7,369,000.00	-	-	-
402	064111	91St-Memorial To Mingo	500,000.00	-	-	59,808.17	-	-	440,191.83
402	065100	Public Facilities Renov	7,080,000.00	-	116,919.78	6,796,101.74	280,528.11	-	3,370.15
402	065300	Energy Efficiency Facil Impr	1,600,000.00	-	-	1,134,165.67	-	-	465,834.33
402	065320	Gilcrease Museum Renovation	3,342,500.00	-	-	3,342,089.45	410.55	-	0.00
402	065330	Performing Arts Ctr Renova	1,560,000.00	-	-	1,560,000.00	-	-	-
402	066210	New Fs 11-11Th/177Th	-	-	-	-	-	-	-
402	066220	Homeland Sec Equip Facil	2,708,852.22	-	-	2,708,852.22	-	-	(0.00)
402	066310	Weather Alert Sirens Repl	1,694,929.61	-	-	1,694,929.61	-	-	-

Fund 402
2006 SPECIAL EXTEND SALES TAX

as of: 6/30/2022

FUND	PROJECT	TITLE	REVISED BUDGET	MTD ACTUAL	YTD ACTUAL	LTD ACTUAL	ENC	COMM	BALANCE
402	066320	61St Twr Comm Shelter Repl	299,964.04	-	-	299,964.04	-	-	-
402	066330	Pwr Prtct Bok Comm Site Bok	104,569.00	-	-	104,569.00	-	-	-
402	066340	Log Sys 800 Mhz Radio Sys	118,787.61	-	-	118,787.61	-	-	-
402	066350	Computer Sys Repl/Enhance	511,449.95	-	-	511,449.95	-	-	-
402	067120	Plgnd Splashpad Park Surfs	3,095,280.61	-	-	3,024,686.42	-	-	70,594.19
402	067130	Playground Equip Repl/Renov	1,063,517.00	-	-	1,054,597.78	-	-	8,919.22
402	067170	Carl Smith Facil Devel	235,421.96	-	-	231,991.95	3,430.01	-	0.00
402	067510	Trails Resurf And Widening	2,924,423.01	-	-	2,924,423.01	-	-	-
402	067520	EST BANK IMPR 11TH-21STS	5,250,000.00	-	-	346,031.29	-	-	4,903,968.71
402	067530	RVR WST FESTIVAL PRK RENOV	7,491,683.05	-	-	7,491,683.05	-	-	-
402	067540	RIVER PRKS FACIL REHAB/REPL	345,186.15	-	-	345,186.15	-	-	-
402	068100	Tda Downtown Prop Acq	1,720,000.00	-	-	1,720,000.00	-	-	-
402	068110	Kendall Whittier Plan Impl	5,000,000.00	-	-	5,000,000.00	-	-	-
402	068120	Dirty Butter Crk Acq Ph2	2,096,066.28	-	-	2,096,066.28	-	-	0.00
402	068130	Downtown Signage	1,813,710.24	-	-	1,813,710.24	-	-	-
402	068140	Econ Devel Infrastructure	3,000,000.00	-	-	3,000,000.00	-	-	-
402	068160	New Parking Garage	5,000,000.00	-	-	2,301,726.39	-	-	2,698,273.61
402	069100	Mtta System Projects	2,410,000.00	-	7,863.00	2,409,999.89	-	-	0.11
402	096005	Electronic Ticketing Equip	182,707.40	-	-	182,707.40	-	-	-
402	144104	Riverside Dr & Rltd Infrstr	250,252.64	-	-	250,252.64	-	-	-
402	146200	Fire - SCBA	94,389.51	-	-	94,389.51	-	-	-
402	156000	Radio Sys Upgrd & Assc Equip	3,545,000.00	-	-	3,545,000.00	-	-	-
402	170101	Capital Equipment	172,000.00	-	-	172,000.00	-	-	0.00
402	203400001Z	Tulsa Zoo Department	1,027,836.86	-	-	451,650.93	-	-	576,185.93
402	914411	Tulsa Trails	1,492,500.00	-	-	1,492,500.00	0.00	-	(0.00)
402	962301	Tulsa Convention Center Impr	2,000,000.00	-	-	1,981,869.61	0.00	-	18,130.39
402	966120	Gilcrease Exp Osage Exp-41st	4,500,000.00	-	-	4,500,000.00	-	-	-
			\$ 271,811,704.47	\$ 169,292.41	\$ 3,611,399.35	\$ 261,068,086.93	\$ 984,451.20	\$ -	\$ 9,759,166.34

2014 EXTENDED 1.1% SALES TAX

FUND 405

(2014 EXTENDED 1.1% SALES TAX FUND)

**CITY OF TULSA, OKLAHOMA
SALES TAX OVERVIEW COMMITTEE REPORT
FUND 405 - 2014 EXTENDED 1.1% SALES TAX**

**STATEMENT OF REVENUES, EXPENDITURES AND ENCUMBRANCES
FOR THE TWELVE MONTHS ENDED JUNE 30, 2022**

	FY ESTIMATED REVENUES/ LIFE-TO-DATE APPROPRIATIONS	CURRENT MONTH	ACTUAL YEAR TO DATE	LIFE TO DATE	OUTSTANDING REVENUES/ BALANCE OF APPROPRIATIONS
Revenue					
Sales Tax	\$	\$	\$	\$ 551,323,376.53	\$
Donations					
Interest on Investments		162,780.51	1,622,476.45	16,264,640.48	(1,622,476.45)
Intergovernmental Revenue					
Federal, State & Local grants					
Transfers from other funds					
Miscellaneous Revenue				98,580.75	
Total Revenue		162,780.51	1,622,476.45	567,686,597.76	-1,622,476.45
Expenditures					
Project Expenditures	568,601,088.22	3,118,129.29	38,403,383.50	367,398,014.65	201,203,073.57
Total Expenditures	568,601,088.22	3,118,129.29	38,403,383.50	367,398,014.65	201,203,073.57
Excess (Deficiency) of Revenue					
Over Expenditures			(36,780,907.05)	200,288,583.11	
Completed Projects					
Encumbrances			55,866,272.55	55,866,272.55	
Excess (Deficiency) of Revenue Over					
Expenditures and Encumbrances			(92,647,179.60)	144,422,310.56	
June 30, 2021 Ending Fund Balance					
Prior year expenditures			169,890,740.39		
June 30, 2021 Encumbrances					
			67,178,749.77		
Adjusted Beginning Fund Balance					
			237,069,490.16		
Ending Fund Balance			\$ 144,422,310.56	\$ 144,422,310.56	

Fund 405
2014 SALES TAX

as of: 6/30/2022

FUND	PROJECT	TITLE	REVISED BUDGET	MTD ACTUAL	YTD ACTUAL	LTD ACTUAL	ENC	COMM	BALANCE
405	140040	Cng Fuel Expansion	1,800,000.00	-	-	1,787,810.17	-	-	12,189.83
405	140050	Radio Frequency ID Devices	750,000.00	-	-	-	-	-	750,000.00
405	140060	Emd Emergency Generators	200,000.00	4,989.67	4,989.67	196,879.85	3,120.15	-	0.00
405	140070	Emd Facilities Maintenance	1,000,000.00	-	-	833,020.46	(0.00)	-	166,979.54
405	140080	Emd Lights, Hvac, Plumbing	2,300,000.00	92,371.33	635,078.53	1,310,944.70	72,730.91	-	916,324.39
405	140100	Capital Equipment	46,235,000.00	-	-	46,234,996.00	-	-	4.00
405	143001	Levee District #12 Rehab	3,400,000.00	26,458.17	56,429.10	390,217.30	123,002.85	-	2,886,779.85
405	144003	Citywide Guardrail Repl	1,000,000.00	19,940.61	34,933.71	479,390.36	107,659.39	-	412,950.25
405	144004	CW Traffic Signalization	2,000,000.00	20,276.00	100,452.28	1,254,335.57	212,906.48	-	532,757.82
405	144005	Roadway & Pedestrian Lights	1,000,000.00	-	8,120.80	861,135.10	(0.00)	-	138,864.90
405	144006	Signing Pvmt Mark Dliintion	2,510,000.00	245.04	120,629.71	1,524,443.46	4,000.00	-	981,556.54
405	144007	Traffic Calming & Safety	1,000,000.00	-	30,942.65	1,000,000.00	(0.00)	-	0.00
405	144008	TRAFFIC SIGNAL INSTALLATION	3,045,164.92	10,100.00	75,387.75	2,477,608.56	22,415.80	-	545,140.56
405	144009	TRAFFIC SIGNAL POLE RPL	1,000,000.00	-	927.28	776,634.17	17,464.78	-	205,901.05
405	144010	Creek Turnpike Trail Bridge	200,000.00	-	-	-	-	-	200,000.00
405	144011	GPS Emgency Vehicle Preemp Sys	400,000.00	400,000.00	400,000.00	400,000.00	-	-	-
405	144017	Art Street Rehab & Citywide	127,340,000.00	720,434.32	5,766,576.19	65,153,425.56	6,385,271.35	-	55,801,303.09
405	144018	Bike Ped Master Plan Improv	4,200,000.00	-	68,143.18	4,141,120.67	57,074.33	-	1,805.00
405	144019	IDL Entrance Rehab	3,000,000.00	-	-	3,000,000.00	(0.00)	-	0.00
405	144020	Citywide-Arterial Rt&Pv Main	3,120,000.00	-	1,539,239.84	2,411,502.08	338,861.14	-	369,636.78
405	144063	Bridge Replacement And Rehab	14,685,000.00	361,298.32	1,912,706.53	7,076,954.52	1,239,972.65	-	6,368,072.83
405	144093	Citywide Matching Funds	3,429,500.00	-	-	3,429,500.00	0.00	-	0.00
405	144094	ODOT Rehab & Replacement	3,800,000.00	11,076.00	433,323.92	3,742,966.06	57,033.94	-	0.00
405	144101	Yale Ave 81St - 91St Wdn	35,250,000.00	25,007.84	224,212.19	5,343,411.98	18,087,874.86	-	11,818,713.16
405	144102	81St St Sheridan - Meml Wdn	12,000,000.00	427,872.26	7,536,140.13	8,875,335.95	1,338,621.80	-	1,786,042.25
405	144103	Yale 96th - 101st St Wdn	13,000,000.00	-	2,243,504.14	11,406,496.12	175,417.52	-	1,418,086.36
405	144104	Riverside Dr & Rltd Infrstr	19,678,159.48	-	252,313.93	18,393,990.86	606,009.14	-	678,159.48
405	144105	25 W Ave: Edison-Apache (DS-W)	750,000.00	34,527.89	388,859.65	394,377.34	355,622.66	-	-
405	144108	Pine St: Mingo-U.S. 169 (DS-W)	500,000.00	-	-	-	-	-	500,000.00
405	144109	Ada Transition Plan - Street	10,200,000.00	374,716.73	1,224,835.98	4,727,829.57	1,384,384.44	-	4,087,785.99
405	144120	Gilcrease Exp Local Match	7,500,000.00	1,006.61	6,827.14	3,404,851.32	1,031,986.78	-	3,063,161.90
405	145100	Ada Transition Plan - Bldgs	1,275,000.00	-	49,529.05	493,612.59	84,587.35	-	696,800.06
405	145200	Ada Transition Plan - Parks	1,140,000.00	7,598.65	312,373.86	857,219.22	4,417.05	-	278,363.73
405	145300	Public Facilities, Otc	3,295,000.00	-	345,136.81	1,007,610.24	42,208.64	-	2,245,181.12
405	145330	Pac - Fire Alarm System	520,000.00	-	-	279,088.07	-	-	240,911.93
405	145340	Pac - Fire Sprinklers	1,140,000.00	-	-	536,750.40	7,795.85	-	595,453.75
405	145350	Pac - Renovations	1,840,000.00	-	117,568.14	1,101,000.66	42,079.16	-	696,920.18
405	145360	Pac - Fan Coil Replacement	555,000.00	-	-	548,127.45	6,872.55	-	0.00
405	145370	Pac - Hvac Motor Replacement	175,000.00	-	-	20,000.00	155,000.00	-	-
405	145380	PAC: Roof Replacement	1,300,000.00	-	853,640.93	1,241,015.28	58,984.72	-	0.00
405	145400	Public Facilities, Roofing	3,000,000.00	29,071.25	42,901.80	2,320,581.84	106,797.05	-	572,621.11
405	145500	Animal Shelter Expn Ph 1	2,750,000.00	-	52,674.66	190,138.74	353,370.67	-	2,206,490.59
405	145600	Animal Shelter Facility Imp	750,000.00	-	-	705,467.71	-	-	44,532.29
405	145610	Gm - Cctv Camera Upgrade	491,854.46	-	-	491,854.46	-	-	0.00
405	145620	Gilcrease Lib/Arch Storage	300,000.00	-	-	300,000.00	-	-	0.00

Fund 405
2014 SALES TAX

as of: 6/30/2022

FUND	PROJECT	TITLE	REVISED BUDGET	MTD ACTUAL	YTD ACTUAL	LTD ACTUAL	ENC	COMM	BALANCE
405	145630	Helmerich Hall Floor Repl	1,374.12	-	-	1,374.12	-	-	(0.00)
405	145640	Gilcrease: Gallery wood floor	-	-	-	-	-	-	-
405	145650	GM - Grease Trap & Sewer	54,047.48	-	-	54,047.48	-	-	-
405	145660	GM - Gallery Lighting Cntrls	218,393.61	-	-	218,393.61	0.00	-	(0.00)
405	145670	GM - Fire Suppression	43,119.58	-	-	43,119.51	-	-	0.07
405	145680	Gilcrease: Kitchen renovation	-	-	-	-	-	-	-
405	145690	GM - Perimeter Fence	30,595.39	-	-	30,595.39	-	-	0.00
405	145700	GM - Public Restroom	11,553.31	-	-	11,553.31	-	-	0.00
405	145710	Gilcrease: Restore N Park	-	-	-	-	-	-	-
405	145710A	Gilcrease: Restore N Park	-	-	-	-	-	-	-
405	145720	GM HVAC Humidification	1,078,145.54	-	-	976,129.11	-	-	102,016.43
405	145730	Gilcrease: Chromatic Glass	-	-	-	-	-	-	-
405	145740	GM Chilled Water Drive	155,000.00	-	-	155,000.00	-	-	-
405	145750	GM HVAC Controls	400,000.00	-	-	400,000.00	-	-	-
405	145760	GM - Halon Fire Suppression	632,623.06	-	-	632,623.06	0.00	-	(0.00)
405	145770	Gilcrease: Parking Expansion	-	-	-	-	-	-	-
405	145780	GM - Roof Replacement	1,322,531.58	-	-	1,322,531.58	-	-	(0.00)
405	145790	GM - Thoms Gilcrease Roof	518,324.73	-	-	518,324.73	-	-	-
405	145800	Tulsa Centrl Library Project	10,000,000.00	-	-	10,000,000.00	-	-	-
405	146100	Helicopter Replacement	2,802,000.00	-	-	2,802,000.00	-	-	-
405	146110	Police Academy-Crt-Compstat	4,040,000.00	-	-	2,924,212.92	-	-	1,115,787.08
405	146120	Uniform Division Renovations	3,000,000.00	-	53,652.68	306,217.82	84,445.18	-	2,609,337.00
405	146130	Police Capital Equipment	22,265,000.00	-	-	22,265,000.00	-	-	-
405	146200	Fire - SCBA	2,600,000.00	-	-	2,600,000.00	-	-	-
405	146210	Apparatus Replacement	17,000,000.00	-	77,632.92	14,652,645.43	2,347,354.57	-	0.00
405	146220	Fire Station Rehabilitation	7,250,000.00	45,132.81	757,154.06	6,354,365.13	401,502.73	-	494,132.14
405	146230	Fire Station Generators	1,500,000.00	-	-	1,092,840.84	407,159.16	-	0.00
405	146240	Fire Department Facilities	2,000,000.00	-	3,388.06	168,679.44	73,982.56	-	1,757,338.00
405	146300	Financial Sys Replacement	10,000,000.00	-	(7,912.00)	8,505,661.86	886,351.63	-	607,986.51
405	146310	Law Enforcement Records Mgmt	7,030,000.00	182,553.90	805,853.99	5,197,013.44	1,759,036.26	-	73,950.30
405	147100	Rp - Park Facilities Refurb	4,000,000.00	37,137.72	118,527.42	3,080,755.33	-	-	919,244.67
405	147120	Reed - Pool Reconstruction	2,410,000.00	3,826.55	1,425,040.84	1,635,010.23	774,989.77	-	(0.00)
405	147130	Security System Upgrades	160,000.00	-	50,202.89	135,911.34	4,985.44	-	19,103.22
405	147140	Tiger & Snow Leopard Exhibit	3,165,497.09	-	-	3,165,497.09	-	-	-
405	147150	Carnivores Exhibits	8,000,000.00	-	-	619.32	7,999,380.68	-	-
405	147160	Hicks Park Improvements	635,000.00	-	4,014.62	487,229.32	1,686.55	-	146,084.13
405	147170	Hunter: Restroom (Exp & Repr)	400,000.00	-	-	-	-	-	400,000.00
405	147180	Lacy Park Master Plan - Ph 1	3,600,000.00	-	5,174.03	3,600,000.00	-	-	(0.00)
405	147190	Water Playgrounds	1,580,000.00	-	490,970.15	1,580,000.00	0.00	-	(0.00)
405	147200	Rp - Pedestrian Bridge Imp	7,760,000.00	-	-	7,743,717.33	16,281.67	-	1.00
405	147210	Mohawk Golf Club House	265,000.00	-	6,965.17	185,360.51	-	-	79,639.49
405	147220	Page Belcher Improvements	400,000.00	-	-	176,814.20	-	-	223,185.80
405	147230	Savage Park Improvements	120,000.00	-	2,015.23	15,313.82	8,501.87	-	96,184.31
405	147240	Whiteside Plumbing Repairs	355,000.00	-	-	251,097.34	(0.00)	-	103,902.66
405	147250	Woodward: Comp Landscaping	4,850,000.00	39,883.91	204,071.68	428,396.24	796,281.56	-	3,625,322.20

Fund 405
2014 SALES TAX

as of: 6/30/2022

FUND	PROJECT	TITLE	REVISED BUDGET	MTD ACTUAL	YTD ACTUAL	LTD ACTUAL	ENC	COMM	BALANCE
405	147260	Cousins Park Improvements	1,975,000.00	-	-	-	-	-	1,975,000.00
405	147270	Carl Smith Improvements	185,000.00	-	7,938.00	22,775.35	7,388.98	-	154,835.67
405	147300	Chamberlain - Pool Reconstruct	2,424,185.98	23,882.84	38,842.88	38,842.88	227,740.89	-	2,157,602.21
405	147400	Lacy - Pool	2,640,000.00	-	7,782.32	2,633,975.84	2,450.08	-	3,574.08
405	147500	Mcclure - Pool	4,725,000.00	-	-	4,487,848.77	10,372.73	-	226,778.50
405	147510	Whiteside Pool	1,350,000.00	-	-	1,342,501.62	0.00	-	7,498.38
405	147520	Playground Safety Surfaces	7,300,000.00	-	110,931.64	2,668,095.28	904,225.00	-	3,727,679.72
405	148100	Annual Economic Development	6,675,000.00	-	562,082.08	3,441,419.08	2,180,960.52	-	1,052,620.40
405	148110	Op Ser - Strategic Mobility	1,500,000.00	-	19,178.95	528,679.00	20,000.00	-	951,321.00
405	148120	Op Ser - Corridor & Small Ar	2,000,000.00	48,007.25	385,114.50	951,982.74	140,046.84	-	907,970.42
405	148130	Op Ser - Northland Str. Acq	5,000,000.00	-	5,723.18	509,039.23	2,012,595.68	-	2,478,365.09
405	148140	Retail and Res Development	4,000,000.00	-	-	3,998,400.00	-	-	1,600.00
405	148150	Pearl District Flood Control	5,000,000.00	-	85.00	2,747,184.21	120,865.36	-	2,131,950.43
405	148160	Charles Page Boulevard - Plan	445,000.00	-	-	-	-	-	445,000.00
405	148170	Eugene Field Redevelopment	10,900,000.00	28,711.87	772,292.70	7,212,476.55	1,671,865.01	-	2,015,658.44
405	148180	Route 66 Restrooms & Parking	550,000.00	-	-	524,394.54	5.00	-	25,600.46
405	149100	Transit Coach & Lift Match	14,750,000.00	52,500.00	385,248.80	8,937,521.60	-	-	5,812,478.40
405	149200	Peoria (Brt) Project	14,052,005.06	-	-	13,634,708.55	2.00	-	417,294.51
405	193400000Z	Zoo Playground	1,650,000.00	-	-	1,451,728.18	-	-	198,271.82
405	2059FR0046	Consulting Services - Match	70,500.00	-	-	27,488.00	-	-	43,012.00
405	2125X0001Z	Computer Aided Dispatch (CAD)	660,000.00	-	-	264,955.00	395,045.00	-	-
405	2132X0001Z	MTTA Parking Lot	947,994.94	89,501.75	689,501.75	689,501.75	-	-	258,493.19
405	2134B0001Z	Gilcrease Museum Facility Imp	3,323,517.89	-	-	225,990.90	127,225.82	-	2,970,301.17
			\$ 568,601,088.22	\$ 3,118,129.29	\$ 31,819,873.09	\$ 371,179,204.44	\$ 55,866,272.55	\$ -	\$ 141,555,611.23

2020 SALES TAX

FUND 409

(2020 SALES TAX FUND)

**CITY OF TULSA, OKLAHOMA
SALES TAX OVERVIEW COMMITTEE REPORT
FUND 409 - 2020 SALES TAX**

**STATEMENT OF REVENUES, EXPENDITURES AND ENCUMBRANCES
FOR THE TWELVE MONTHS ENDED JUNE 30, 2022**

	FY ESTIMATED REVENUES/ LIFE-TO-DATE APPROPRIATIONS	CURRENT MONTH	ACTUAL YEAR TO DATE	LIFE TO DATE	OUTSTANDING REVENUES/ BALANCE OF APPROPRIATIONS
Revenue					
Sales Tax	\$ 34,755,512.00	\$ 3,453,989.00	\$ 39,944,599.73	\$ 43,260,118.37	\$ (5,189,087.73)
Donations					
Interest on Investments		19,997.63	121,445.64	121,445.64	(121,445.64)
Intergovernmental Revenue					
Federal, State & Local grants					
Transfers from other funds					
Miscellaneous Revenue					
Total Revenue	<u>34,755,512.00</u>	<u>3,473,986.63</u>	<u>40,066,045.37</u>	<u>43,381,564.01</u>	<u>-5,310,533.37</u>
Expenditures					
Project Expenditures	<u>33,617,778.00</u>	<u>1,078,827.81</u>	<u>18,718,254.46</u>	<u>18,751,848.20</u>	<u>14,865,929.80</u>
Total Expenditures	<u>33,617,778.00</u>	<u>1,078,827.81</u>	<u>18,718,254.46</u>	<u>18,751,848.20</u>	<u>14,865,929.80</u>
Excess (Deficiency) of Revenue Over Expenditures			21,347,790.91	24,629,715.81	
Completed Projects Encumbrances			<u>7,187,844.18</u>	<u>7,187,844.18</u>	
Excess (Deficiency) of Revenue Over Expenditures and Encumbrances			14,159,946.73	17,441,871.63	
June 30, 2021 Ending Fund Balance			3,181,493.90		
Prior year expenditures					
June 30, 2021 Encumbrances			<u>100,431.00</u>		
Adjusted Beginning Fund Balance			<u>3,281,924.90</u>		
Ending Fund Balance			<u>\$ 17,441,871.63</u>	<u>\$ 17,441,871.63</u>	

Fund 409

2022 SALES TAX

as of: 6/30/2022

FUND	PROJECT	TITLE	REVISED BUDGET	MTD ACTUAL	YTD ACTUAL	LTD ACTUAL	ENC	COMM	BALANCE
409	2215X00001	Capital Equipment	11,277,778.00	939,814.83	11,277,777.96	11,277,777.96	-	-	0.04
409	2225X00013	Fire Apparatus and Equipment	10,400,000.00	35,305.32	2,971,174.05	2,971,174.05	6,978,824.54	-	450,001.41
409	2225X00014	911 Station Alert System	500,000.00	-	-	-	-	-	500,000.00
409	2225X00015	Police Helicopter Replacement	-	-	-	-	-	-	-
409	2225X00016	Municipal Lockup Data Storage	510,000.00	-	-	-	-	-	510,000.00
409	2234B00000	Greenwood Cultural Center Reha	500,000.00	8,229.30	125,493.55	159,087.29	169,041.64	-	171,871.07
409	2234B00004	Gilcrease Museum Improvements	-	-	-	-	-	-	-
409	2234B00006	CW- Public Facilities - Roofs	600,000.00	-	-	-	-	-	600,000.00
409	2234B00007	Animal Shelter Phase II	2,080,000.00	-	-	-	-	-	2,080,000.00
409	2234B00008	One Technology Center - Maint/	300,000.00	2,345.36	3,305.10	3,305.10	-	-	296,694.90
409	2234B00024	CW - Public Facilities Rehab/R	450,000.00	-	-	-	-	-	450,000.00
409	2234B00025	ADA Imp for City Facilities	250,000.00	-	-	-	-	-	250,000.00
409	2235X00019	Transit Fleet Replacement	1,250,000.00	93,133.00	225,101.80	225,101.80	-	-	1,024,898.20
409	2236S00002	Parking Facilities	4,000,000.00	-	4,000,000.00	4,000,000.00	-	-	-
409	2242P00030	Swan Lake Rehabilitation	250,000.00	-	-	-	-	-	250,000.00
409	2244B00009	CW - Park Facilities	-	-	-	-	-	-	-
409	2244P00010	CW - Outdoor Park Play Ameniti	-	-	-	-	-	-	-
409	2244P00011	CW - Tennis Court Rehab/Replac	-	-	-	-	-	-	-
409	2244P00012	Fred Johnson Rehab	250,000.00	-	-	-	39,950.00	-	210,050.00
409	2258X00017	CW - Eco Devo Infrastructure	800,000.00	-	-	-	-	-	800,000.00
409	2259X00018	CW - Commyty Dev Priority Proje	200,000.00	-	115,402.00	115,402.00	28.00	-	84,570.00
			\$ 33,617,778.00	\$ 1,078,827.81	\$ 18,718,254.46	\$ 18,751,848.20	\$ 7,187,844.18	\$ -	\$ 7,678,085.62

2016 VISION TULSA ECONOMIC DEVELOPMENT SALES FUND

FUND 4000

(2016 LIMITED PURPOSE TEMPORARY SALES TAX FUND)

**CITY OF TULSA, OKLAHOMA
SALES TAX OVERVIEW COMMITTEE REPORT
FUND 4000 - 2016 VISION TULSA ECONOMIC DEVELOPMENT**

**STATEMENT OF REVENUES, EXPENDITURES AND ENCUMBRANCES
FOR THE TWELVE MONTHS ENDED JUNE 30, 2022**

	FY ESTIMATED REVENUES/ LIFE-TO-DATE APPROPRIATIONS	CURRENT MONTH	ACTUAL YEAR TO DATE	LIFE TO DATE	OUTSTANDING REVENUES/ BALANCE OF APPROPRIATIONS
Revenue					
Sales Tax	\$ 62,173,750.00	\$ 6,835,829.41	\$ 79,344,384.53	\$ 211,577,863.04	\$ (17,170,634.53)
Donations					
Interest on Investments		49,026.50 *	417,737.22	2,256,839.23	(417,737.22)
Intergovernmental Revenue					
Federal, State & Local grants					
Transfers from other funds					
Miscellaneous Revenue					
Total Revenue	<u>62,173,750.00</u>	<u>6,884,855.91</u>	<u>79,762,121.75</u>	<u>213,834,702.27</u>	<u>-17,588,371.75</u>
Expenditures					
Project Expenditures	<u>192,471,769.98</u>	<u>8,416,278.09</u>	<u>70,200,658.01</u>	<u>152,852,506.05</u>	<u>39,619,263.93</u>
Total Expenditures	<u>192,471,769.98</u>	<u>8,416,278.09</u>	<u>70,200,658.01</u>	<u>152,852,506.05</u>	<u>39,619,263.93</u>
Excess (Deficiency) of Revenue Over Expenditures			9,561,463.74	60,982,196.22	
Completed Projects Encumbrances			<u>13,636,811.45</u>	<u>13,636,811.45</u>	
Excess (Deficiency) of Revenue Over Expenditures and Encumbrances			(4,075,347.71)	47,345,384.77	
June 30, 2021 Ending Fund Balance			28,464,182.80		
Prior year expenditures					
June 30, 2021 Encumbrances			<u>22,956,549.68</u>		
Adjusted Beginning Fund Balance			51,420,732.48		
Ending Fund Balance			<u>\$ 47,345,384.77</u>	<u>\$ 47,345,384.77</u>	

Fund 4000
2016 VISION ED CAPITAL PROJ

as of: 6/30/2022

FUND	PROJECT	TITLE	REVISED BUDGET	MTD ACTUAL	YTD ACTUAL	LTD ACTUAL	ENC	COMM	BALANCE
4000	170000	Zink Lake and Related Improvem	21,690,000.00	1,498,082.07	8,073,638.36	9,680,510.44	9,402,279.67	-	2,607,209.89
4000	170010	Turkey Mountain Urban Wilderne	2,600,000.00	1,604,071.75	1,604,071.75	2,600,000.00	-	-	-
4000	170015	Levee Dist #12 Rehab (Match)	440,000.00	-	-	-	-	-	440,000.00
4000	170020	Trail E Bank 101 Cousins Park	2,000,000.00	-	-	69,165.48	19.59	-	1,930,814.93
4000	170025	23rd Jackson Redevelop Study	1,000,000.00	-	-	761,750.95	610.71	-	237,638.34
4000	170035	Cox Center & Dist Master Plan	14,100,000.00	-	-	14,100,000.00	(0.00)	-	0.00
4000	170060	BMX National Headquarters	5,801.19	-	-	-	-	-	5,801.19
4000	170065	South Mingo Corridor	1,000,000.00	150.00	150.00	3,590.00	-	-	996,410.00
4000	170075	Capital Equip (Non Pub Safety)	3,000,000.00	250,000.00	3,000,000.00	3,000,000.00	-	-	-
4000	170080ENGR	CW & Rt 66 Beaut Rvst_ENGR	1,000,000.00	-	-	-	-	-	1,000,000.00
4000	170080MOED	CW & Rt 66 Beaut Rvst_MOED	3,550,000.00	-	510,000.00	2,357,000.00	228,000.00	-	965,000.00
4000	170080PLAN	CW & Rt 66 Beaut Rvst_PLAN	1,091,968.79	70,141.03	253,833.19	622,276.10	154,773.17	-	314,919.52
4000	170085	Peoria - Mohawk: Business Park	3,264,000.00	-	-	1,817,410.02	0.00	-	1,446,589.98
4000	170090	Public School Partnership	5,750,000.00	-	576,956.68	2,986,207.33	1,798,300.06	-	965,492.61
4000	170095	Community Health Connection	4,570,000.00	-	-	4,570,000.00	-	-	-
4000	170105	Discovery Lab Site	-	-	-	-	-	-	-
4000	170110	N Peoria Conn 56-Mohawk	3,100,000.00	-	-	-	-	-	3,100,000.00
4000	170125	McCullough Park	3,060,000.00	355,983.24	915,845.15	915,845.15	2,018,828.25	-	125,326.60
4000	170145	Tulsa Arts Commission	750,000.00	58,100.00	156,700.00	523,087.00	34,000.00	-	192,913.00
4000	170155	PAC Improvement Master Plan	1,000,000.00	-	-	1,000,000.00	-	-	0.00
4000	170160	Transfer to TPFPA 2017	119,500,000.00	4,579,750.00	53,617,877.70	108,091,966.52	-	-	11,408,033.48
			\$ 192,471,769.98	\$ 8,416,278.09	\$ 68,709,072.83	\$ 153,098,808.99	\$ 13,636,811.45	\$ -	\$ 25,736,149.54

2016 VISION ADVANCE FUNDED REVENUE BOND FUND

FUND 4001

(2016 ADVANCE FUNDED BOND FUND)

**CITY OF TULSA, OKLAHOMA
SALES TAX OVERVIEW COMMITTEE REPORT
FUND 4001 - 2017 VISION ECONOMIC DEVELOPMENT BOND ISSUE 1**

**STATEMENT OF REVENUES, EXPENDITURES AND ENCUMBRANCES
FOR THE TWELVE MONTHS ENDED JUNE 30, 2022**

	FY ESTIMATED REVENUES/ LIFE-TO-DATE APPROPRIATIONS	CURRENT MONTH	ACTUAL YEAR TO DATE	LIFE TO DATE	OUTSTANDING REVENUES/ BALANCE OF APPROPRIATIONS
Revenue					
Bond Sale Receipts	\$	\$	\$	\$ 115,300,000.00	\$
Donations					
Miscellaneous Revenue				3,175,000.00	
Total Revenue				<u>118,475,000.00</u>	
Expenditures					
Project Expenditures	118,475,000.00	12,397.63	18,793,569.99	114,494,805.80	3,980,194.20
Total Expenditures	<u>118,475,000.00</u>	<u>12,397.63</u>	<u>18,793,569.99</u>	<u>114,494,805.80</u>	<u>3,980,194.20</u>
Excess (Deficiency) of Revenue Over Expenditures			(18,793,569.99)	3,980,194.20	
Completed Projects Encumbrances			<u>1,261,485.36</u>	<u>1,261,485.36</u>	
Excess (Deficiency) of Revenue Over Expenditures and Encumbrances			(20,055,055.35)	2,718,708.84	
June 30, 2021 Ending Fund Balance			2,366,149.43		
Prior year expenditures					
June 30, 2021 Encumbrances			<u>20,407,614.76</u>		
Adjusted Beginning Fund Balance			22,773,764.19		
Ending Fund Balance			<u>\$ 2,718,708.84</u>	<u>\$ 2,718,708.84</u>	

Fund 4001
2017 VISION ED ISSUE 1

as of: 6/30/2022

FUND	PROJECT	TITLE	REVISED BUDGET	MTD ACTUAL	YTD ACTUAL	LTD ACTUAL	ENC	COMM	BALANCE
4001	170000	Zink Lake and Related Improve	24,425,000.00	-	17,787,898.19	24,296,756.85	128,243.15	-	(0.00)
4001	170030	Gilcrease Museum Expansion	1,000,000.00	-	-	1,000,000.00	-	-	(0.00)
4001	170035	Cox Center & Dist Master Plan	13,250,000.00	-	7,240.00	13,144,135.27	105,864.73	-	(0.00)
4001	170040	Tulsa Fairgrounds	26,325,000.00	-	-	26,325,000.00	0.00	-	(0.00)
4001	170045	Airport Infrastructure	9,100,000.00	-	20,211.18	8,879,996.59	217,044.20	-	2,959.21
4001	170055	Langston Health Complex Exp	1,800,000.00	-	-	1,800,000.00	-	-	0.00
4001	170060	BMX National Headquarters	1,350,000.00	-	-	1,350,000.00	(0.00)	-	0.00
4001	170065	South Mingo Corridor	11,000,000.00	11,823.68	537,578.68	8,263,086.70	807,656.56	-	1,929,256.74
4001	170070	Public School Safety First	5,000,000.00	573.95	7,565.85	4,726,524.81	(0.00)	-	273,475.19
4001	170095	Community Health Connection	5,405,000.00	-	-	5,405,000.00	-	-	-
4001	170100	Air National Guard Training Ce	9,400,000.00	-	347.71	9,358,475.06	2,129.86	-	39,395.08
4001	170110	N Peoria Conn 56-Mohawk	900,000.00	-	27,413.74	900,000.00	-	-	(0.00)
4001	170115	TCC Career Placement	5,320,000.00	-	-	5,320,000.00	-	-	-
4001	170120	UCAT Auth OSU Tulsa	-	-	-	-	-	-	-
4001	170130	Mohawk Sports Complex	3,500,000.00	-	6,559.26	3,475,000.00	(0.00)	-	25,000.00
4001	170135	Go Plan Priority Projects	-	-	-	-	-	-	-
4001	170140	Rt 66 Village Train Depot	400,000.00	-	4,373.88	399,453.14	546.86	-	-
4001	170150A	2017 Vision ED Issue Costs_1	300,000.00	-	-	226,339.38	-	-	73,660.62
			\$ 118,475,000.00	\$ 12,397.63	\$ 18,399,188.49	\$ 114,869,767.80	\$ 1,261,485.36	\$ -	\$ 2,343,746.84

2016 VISION ADVANCE FUNDED REVENUE BOND FUND

FUND 4003

(2016 ADVANCE FUNDED BOND FUND)

**CITY OF TULSA, OKLAHOMA
SALES TAX OVERVIEW COMMITTEE REPORT
FUND 4003 - 2017 VISION ECONOMIC DEVELOPMENT BOND ISSUE 2**

**STATEMENT OF REVENUES, EXPENDITURES AND ENCUMBRANCES
FOR THE TWELVE MONTHS ENDED JUNE 30, 2022**

	FY ESTIMATED REVENUES/ LIFE-TO-DATE APPROPRIATIONS	CURRENT MONTH	ACTUAL YEAR TO DATE	LIFE TO DATE	OUTSTANDING REVENUES/ BALANCE OF APPROPRIATIONS
<u>Revenue</u>					
Bond Sale Receipts	\$	\$	\$	\$ 118,100,000.00	\$
Donations					
Miscellaneous Revenue					
Total Revenue				<u>118,100,000.00</u>	
<u>Expenditures</u>					
Project Expenditures	118,100,000.00	20,127.38	20,504,788.42	98,502,902.22	19,597,097.78
Total Expenditures	<u>118,100,000.00</u>	<u>20,127.38</u>	<u>20,504,788.42</u>	<u>98,502,902.22</u>	<u>19,597,097.78</u>
Excess (Deficiency) of Revenue Over Expenditures			(20,504,788.42)	19,597,097.78	
Completed Projects Encumbrances			<u>16,864,748.62</u>	<u>16,864,748.62</u>	
Excess (Deficiency) of Revenue Over Expenditures and Encumbrances			(37,369,537.04)	2,732,349.16	
June 30, 2021 Ending Fund Balance			5,833,938.92		
Prior year expenditures					
June 30, 2021 Encumbrances			<u>34,267,947.28</u>		
Adjusted Beginning Fund Balance			40,101,886.20		
Ending Fund Balance			<u>\$ 2,732,349.16</u>	<u>\$ 2,732,349.16</u>	

Fund 4003
2017 VISION ED ISSUE 2

as of: 6/30/2022

FUND	PROJECT	TITLE	REVISED BUDGET	MTD ACTUAL	YTD ACTUAL	LTD ACTUAL	ENC	COMM	BALANCE
4003	170000	Zink Lake and Related Improvem	16,885,000.00	600.00	1,388,436.58	2,999,225.97	13,885,774.03	-	-
4003	170005	Low-Water Dam and Pedestrian B	-	-	-	-	-	-	-
4003	170010	Turkey Mountain Urban Wilderne	5,000,000.00	-	-	5,000,000.00	-	-	-
4003	170030	Gilcrease Museum Expansion	6,000,000.00	1,602.76	1,063,022.75	5,500,173.33	253,072.26	-	246,754.41
4003	170035	Cox Center & Dist Master Plan	27,650,000.00	-	75,084.41	27,183,501.05	225,830.59	-	240,668.36
4003	170040	Tulsa Fairgrounds	3,675,000.00	-	315,676.07	3,675,000.00	-	-	0.00
4003	170045	Airport Infrastructure	9,100,000.00	-	3,030,420.91	8,187,193.30	912,806.70	-	0.00
4003	170050	Tulsa Zoo & Living Museum	3,000,000.00	10,038.59	557,668.75	2,156,037.90	843,962.10	-	-
4003	170055	Langston Health Complex Exp	11,450,000.00	-	-	11,450,000.00	-	-	-
4003	170060	BMX National Headquarters	13,650,000.00	3,958.50	428,020.87	13,411,242.43	180.78	-	238,576.79
4003	170070	Public School Safety First	4,750,000.00	-	19,469.49	3,944,009.75	260,155.03	-	545,835.22
4003	170085	Peoria - Mohawk: Business Park	2,500,000.00	-	112,745.75	2,500,000.00	-	-	-
4003	170105	Discovery Lab Site	8,000,000.00	-	7,991,250.00	8,000,000.00	-	-	-
4003	170110	N Peoria Conn 56-Mohawk	3,000,000.00	-	37,980.89	1,799,055.95	446,589.40	-	754,354.65
4003	170125	McCullough Park	540,000.00	3,927.53	62,976.94	510,847.03	29,152.97	-	-
4003	170140	Rt 66 Village Train Depot	2,600,000.00	-	564,911.89	2,568,113.17	7,224.76	-	24,662.07
4003	170150B	2017 Vision ED Issue Bond Cost	300,000.00	-	-	266,171.09	-	-	33,828.91
			\$ 118,100,000.00	\$ 20,127.38	\$ 15,647,665.30	\$ 99,150,570.97	\$ 16,864,748.62	\$ -	\$ 2,084,680.41

**2016 VISION ADVANCE FUNDED
REVENUE BOND FUND**

FUND 4004

(2016 ADVANCE FUNDED BOND FUND)

**CITY OF TULSA, OKLAHOMA
SALES TAX OVERVIEW COMMITTEE REPORT
FUND 4004 - 2017 VISION ECONOMIC DEVELOPMENT BOND ISSUE 3**

**STATEMENT OF REVENUES, EXPENDITURES AND ENCUMBRANCES
FOR THE TWELVE MONTHS ENDED JUNE 30, 2022**

	FY ESTIMATED REVENUES/ LIFE-TO-DATE APPROPRIATIONS	CURRENT MONTH	ACTUAL YEAR TO DATE	LIFE TO DATE	OUTSTANDING REVENUES/ BALANCE OF APPROPRIATIONS
Revenue					
Bond Sale Receipts	\$	\$	\$	\$ 114,025,000.00	\$
Donations					
Miscellaneous Revenue					
Total Revenue				114,025,000.00	
Expenditures					
Project Expenditures	114,025,000.00	2,492,651.77	11,702,437.58	23,854,011.35	90,170,988.65
Total Expenditures	114,025,000.00	2,492,651.77	11,702,437.58	23,854,011.35	90,170,988.65
Excess (Deficiency) of Revenue Over Expenditures			(11,702,437.58)	90,170,988.65	
Completed Projects Encumbrances			45,749,698.10	45,749,698.10	
Excess (Deficiency) of Revenue Over Expenditures and Encumbrances			(57,452,135.68)	44,421,290.55	
June 30, 2021 Ending Fund Balance			48,598,059.22		
Prior year expenditures					
June 30, 2021 Encumbrances			53,275,367.01		
Adjusted Beginning Fund Balance			101,873,426.23		
Ending Fund Balance			\$ 44,421,290.55	\$ 44,421,290.55	

Fund 4004
2017 VISION ED ISSUE 3

as of: 6/30/2022

FUND	PROJECT	TITLE	REVISED BUDGET	MTD ACTUAL	YTD ACTUAL	LTD ACTUAL	ENC	COMM	BALANCE
4004	170005	Low-Water Dam and Pedestrian B	2,800,000.00	-	-	47.05	-	-	2,799,952.95
4004	170030	Gilcrease Museum Expansion	58,000,000.00	2,480,111.77	8,627,895.38	12,514,017.66	42,836,123.64	-	2,649,858.70
4004	170045	Airport Infrastructure	9,100,000.00	-	645,903.78	963,476.18	1,332,461.99	-	6,804,061.83
4004	170050	Tulsa Zoo & Living Museum	22,000,000.00	12,540.00	12,890.00	12,890.00	1,536,817.28	-	20,450,292.72
4004	170055	Langston Health Complex Exp	3,000,000.00	-	-	3,000,000.00	-	-	-
4004	170060	BMX National Headquarters	3,600,000.00	-	3,556,212.80	3,556,212.80	43,787.20	-	-
4004	170065	South Mingo Corridor	3,000,000.00	-	-	-	-	-	3,000,000.00
4004	170070	Public School Safety First	4,750,000.00	-	-	-	-	-	4,750,000.00
4004	170080MOED	CW & Rt 66 Beaut Reinvestment_	150,000.00	-	-	-	-	-	150,000.00
4004	170085	Peoria - Mohawk Business Park	4,200,000.00	-	17,271.62	1,832,704.40	507.99	-	2,366,787.61
4004	170135	Go Plan Priority Projects	3,125,000.00	-	-	3,125,000.00	(0.00)	-	0.00
4004	170150C	2017 Vision ED Issue Bond Cost	300,000.00	-	-	251,746.96	-	-	48,253.04
			\$ 114,025,000.00	\$ 2,492,651.77	\$ 12,860,173.58	\$ 25,256,095.05	\$ 45,749,698.10	\$ -	\$ 43,019,206.85

2008 GO BOND FUNDS

FUNDS 4260-4266 COMBINED

(2008 GENERAL OBLIGATION BOND FUNDS)

**CITY OF TULSA, OKLAHOMA
SALES TAX OVERVIEW COMMITTEE REPORT
FUND 4260-4266 - 2008 GO BOND FUNDS**

**STATEMENT OF REVENUES, EXPENDITURES AND ENCUMBRANCES
FOR THE TWELVE MONTHS ENDED JUNE 30, 2022**

	FY ESTIMATED REVENUES/ LIFE-TO-DATE APPROPRIATIONS	CURRENT MONTH	ACTUAL YEAR TO DATE	LIFE TO DATE	OUTSTANDING REVENUES/ BALANCE OF APPROPRIATIONS
Revenue					
Bond Sale Receipts	\$	\$	\$	\$ 285,000,000.00	\$
Donations					
Miscellaneous Revenue					
Total Revenue				285,000,000.00	
Expenditures					
Project Expenditures	230,054,936.55	1,340,923.89	8,794,833.93	217,900,460.30	12,154,476.25
Total Expenditures	230,054,936.55	1,340,923.89	8,794,833.93	217,900,460.30	12,154,476.25
Excess (Deficiency) of Revenue Over Expenditures			(8,794,833.93)	67,099,539.70	
Completed Projects Encumbrances			6,609,247.34	54,945,063.45 6,609,247.34	
Excess (Deficiency) of Revenue Over Expenditures and Encumbrances			(15,404,081.27)	5,545,228.91	
June 30, 2021 Ending Fund Balance			6,997,401.18		
Prior year expenditures					
June 30, 2021 Encumbrances			13,951,909.00		
Adjusted Beginning Fund Balance			20,949,310.18		
Ending Fund Balance			\$ 5,545,228.91	\$ 5,545,228.91	

Fund
2008 GO BOND

426

as of: 6/30/2022

\$ 230,054,936.55 \$ 1,340,923.89 \$ 8,750,166.98 \$ 217,900,460.30 \$ 6,609,247.34 \$ - \$ 5,545,228.91

Project	Project Title	Revised Budget	MTD Actual	YTD Actual	LTD Actual	Encumb	Committed	Balance
104003	61st S-33rd W Ave to Union	1,556,527.90	-	-	1,396,673.54	159,854.36	-	-
104004	71st S-Hwy 75 to Arkansas Rive	3,960,048.74	-	-	3,960,048.74	-	-	-
104005	81ST S-YALE AVE TO SHERIDAN	923,488.36	-	-	923,488.36	-	-	-
104006	101St S-Harvard Ave To Yale	5,330,591.00	-	6,242.00	4,708,361.56	100,000.00	-	522,229.44
104008	129th E Ave-21st S to 11th	1,024,994.29	-	-	1,024,994.29	-	-	-
104009	Citywide-Arterial Rehab&Cons	245,000.00	-	-	245,000.00	-	-	-
104010	Citywide-Arterial Sidewalk R	400,000.00	-	-	400,000.00	-	-	-
104011	Citywide - Trails	1,000,000.00	-	9,427.37	1,000,000.00	-	-	-
104012	Citywide-Railroad Crossings	500,000.00	-	-	500,000.00	-	-	-
104013	Citywide - Local Match	3,000,000.00	-	-	2,817,486.95	182,513.05	-	(0.00)
104014	Citywide General Eng/Test/In	164,140.00	-	5,354.10	148,744.47	15,395.53	-	-
104015	Citywide Nonarterial Reh&Re	2,870,000.00	-	82,677.85	1,742,185.04	1,110,957.86	-	16,857.10
104016	Citywide Nonarterial Sidewlk	300,000.00	-	-	274,492.22	-	-	25,507.78
104018	129th E Ave Admiral to Pine	2,266,780.70	-	-	2,266,780.70	0.00	-	0.00
104020	Citywide-Arterial Rt&Pv Main	3,694,184.00	-	-	3,694,184.00	(0.00)	-	0.00
104023	Lewis Ave 21st to 11th	-	-	-	-	-	-	-
104024	Memorial Ave 11Th To Admiral	-	-	-	-	-	-	-
1040316324	Admiral & Memorial Intersect	445,721.30	-	-	445,721.30	-	-	-
104032	River Road - 111th to 101st	884,830.08	-	-	884,830.08	-	-	-
104033	61St & Memorial Intersection	817,595.75	-	-	817,595.75	-	-	-
104035	Pine St 129th E Ave Intersec	1,083,614.80	-	-	1,083,614.80	-	-	(0.00)
104036	Harvard Ave - 61St S To 51St	4,124,138.14	-	-	4,124,138.14	-	-	-
104037	Apache St-Yale To Sheridan	395,997.45	-	-	395,997.45	(0.00)	-	0.00
104038	Cinci/Detroit-I244 To Jasper	710,000.00	-	-	710,000.00	-	-	-
104039	Harvard Ave-Admiral To Pine	426,655.29	-	-	426,655.29	-	-	-
104040	Lewis Ave-36Th St N To 46Th	450,400.19	-	-	450,400.19	-	-	(0.00)
104041	Memorial Dr-21St St S To11Th	1,067,161.62	-	-	1,066,589.14	572.48	-	-
104043	PINE ST-YALE TO SHERIDAN RD	411,176.00	-	-	398,067.35	13,108.65	-	0.00
104045	River Rd-111Th St S To 101St	297,000.00	-	-	297,000.00	-	-	-
104046	Riverside Dr-41St St S To 31	472,541.00	-	-	472,541.00	-	-	-
104047	Union Ave-51St St S To 41St	700,000.00	-	-	700,000.00	-	-	-
104049	21st St S Utica Ave Intersect	200,000.00	-	-	200,000.00	-	-	-
104050	31St St S-Harvard Intersect	300,000.00	-	-	300,000.00	-	-	-
104051	36TH ST N-LEWIS AVE INTERSEC	248,140.69	-	-	248,140.69	0.00	-	(0.00)
104052	41St St S-Harvard Intersect	413,881.00	-	-	413,881.00	-	-	-
104053	Pine St- Yale Ave Intersect	500,000.00	-	-	500,000.00	-	-	-
104054	Citywide-Gen Engr/Test/Inspe	451,860.00	-	-	451,860.00	-	-	-
104060	Bridge 160-5400 E. Apache St	3,444,992.49	-	-	3,444,992.49	-	-	-
104061	Bridge 163-100 S Boulder Ave	7,284,170.84	-	-	7,284,170.84	-	-	-
104062	Bridge 228-3200 S. Riverside	288,476.00	-	-	288,476.00	-	-	0.00
104063	Bridge 234-4200 S. Union Ave	497,012.27	-	-	497,012.27	-	-	-
104064	Bridge 290-200 N 49th W Ave	1,687,083.90	-	-	1,687,083.90	-	-	(0.00)
104065	Bridge 318A 10100 S 72nd E A	3,837,026.52	-	-	3,837,026.52	-	-	(0.00)
104102	Maintenance Zone 1001 (Sw)	2,024,232.64	-	-	2,024,232.64	-	-	-
104106	Maintenance Zone 1006	3,155,338.38	-	-	3,155,338.38	-	-	-
104107	Maintenance Zone 1007	8,150,395.66	-	-	8,146,073.52	4,081.93	-	240.21
104171	Maintenance Zone 1071	1,670,676.50	-	-	1,662,194.41	8,482.09	-	(0.00)
104230	Maintenance Zone 2130	757,539.81	-	-	757,539.81	-	-	-

Fund
2008 GO BOND

426

as of: 6/30/2022

\$ 230,054,936.55 \$ 1,340,923.89 \$ 8,750,166.98 \$ 217,900,460.30 \$ 6,609,247.34 \$ - \$ 5,545,228.91

Project	Project Title	Revised Budget	MTD Actual	YTD Actual	LTD Actual	Encumb	Committed	Balance
104231	Maintenance Zone 2131	2,455,563.00	-	-	2,451,015.56	4,547.44	-	0.00
104266	Maintenance Zone 2065 C	6,851,597.00	-	716.44	5,429,106.70	22,490.30	-	1,400,000.00
104303	Maintenance Zone 3003	1,715,018.19	-	-	1,715,018.19	-	-	-
104307	Maintenance Zone 3007	1,685,140.62	-	-	1,685,140.62	-	-	-
104309	Maintenance Zone 3009	3,664,377.59	-	-	3,664,377.59	-	-	-
104310	Maintenance Zone 3010	3,825,661.04	-	-	3,825,661.04	-	-	-
104311	Maintenance Zone 3011	678,300.11	-	-	678,300.11	-	-	-
104317	Maintenance Zone 3017	1,680,461.55	-	-	1,672,100.70	-	-	8,360.85
104413	Maintenance Zone 4013	4,745,128.27	-	-	4,725,252.22	-	-	19,876.05
104415	Maintenance Zone 4015	3,037,188.65	-	-	3,037,188.65	-	-	(0.00)
104416	Maintenance Zone 4016	7,304,489.05	-	-	7,304,489.05	-	-	-
104467	Maintenance Zone 4067 (A)	3,000,140.22	-	-	3,000,140.22	-	-	-
104525	Maintenance Zone 5025	5,142,414.45	-	-	5,027,770.95	99,212.00	-	15,431.50
104533	Maintenance Zone 5033	2,527,651.81	-	-	2,527,651.81	-	-	(0.00)
104534	Maintenance Zone 5034	5,535,532.71	-	-	5,535,532.71	-	-	(0.00)
104541	Maintenance Zone 5041	5,454,744.30	-	-	5,454,744.30	-	-	-
104619	Maintenance Zone 6019	1,769,054.10	-	-	1,769,054.10	-	-	-
104628	Maintenance Zone 6028	6,365,510.34	-	-	6,365,510.34	-	-	-
104642	Maintenance Zone 6042	3,548,988.07	-	-	3,548,988.07	-	-	-
104651	Maintenance Zone 6151	5,090,498.00	-	-	5,090,498.00	-	-	(0.00)
104747	Maintenance Zone 7046	2,285,961.71	-	-	2,285,961.71	-	-	-
104753	Maintenance Zone 7053	6,766,990.82	-	-	6,766,990.82	-	-	0.00
104759	Maintenance Zone 7059	2,180,027.87	-	-	2,180,027.87	-	-	-
104760	Maintenance Zone 7060	1,404,314.01	-	-	1,404,314.01	-	-	-
104803	Maintenance Zone 8103	3,883,263.82	-	-	3,883,263.82	-	-	(0.00)
104807	Maintenance Zone 8107	1,865,736.82	-	-	1,865,736.82	-	-	-
104813	Maintenance Zone 8113	3,451,308.54	-	-	3,451,308.54	-	-	-
104863	Maintenance Zone 8063	4,744,774.00	-	-	4,744,774.00	-	-	-
104928	Maintenance Zone 9029 (W)	8,101,606.56	-	-	8,101,606.56	-	-	(0.00)
104930	Maintenance Zone 9030	3,387,206.36	-	-	3,387,206.36	-	-	-
104931	Maintenance Zone 9031	148,855.68	-	-	148,855.68	-	-	-
104936	Maintenance Zone 9036	2,360,756.60	-	-	2,360,756.60	-	-	-
104937	Maintenance Zone 9037	986,951.95	-	-	986,951.95	-	-	-
104944	Maintenance Zone 9044	579,000.00	-	-	579,000.00	-	-	-
134001	5th Street Frisco to Denver	7,221,994.13	-	-	7,221,994.13	-	-	-
144022	Art/NonArt Routine & Preventio	4,250,000.00	-	-	4,249,947.47	0.00	-	52.53
144023	CW - Arterial Rt & Pv Main	8,853,905.93	-	-	8,853,905.93	0.00	-	(0.00)
144063	Bridge Replacement And Rehab	2,200,000.00	-	-	-	-	-	2,200,000.00
144101	Yale Ave 81st - 91st Wdn	10,886,657.08	1,340,923.89	6,397,217.18	6,398,172.23	4,488,031.65	-	453.20
144467	Maintenance Zone 4067	1,336,220.25	-	-	-	-	-	1,336,220.25
144642	Maintenance Zone 6142	400,000.00	-	-	-	400,000.00	-	-
147200	RP - Pedestrian Bridge Imp	2,248,532.04	-	2,248,532.04	2,248,532.04	-	-	-

2014 GO BOND FUNDS

FUND 4270~4274 COMBINED

(2014 GENERAL OBLIGATION BOND FUNDS)

**CITY OF TULSA, OKLAHOMA
SALES TAX OVERVIEW COMMITTEE REPORT
FUND 4270-4275 - 2014 GO BOND FUNDS**

**STATEMENT OF REVENUES, EXPENDITURES AND ENCUMBRANCES
FOR THE TWELVE MONTHS ENDED JUNE 30, 2022**

	FY ESTIMATED REVENUES/ LIFE-TO-DATE APPROPRIATIONS	CURRENT MONTH	ACTUAL YEAR TO DATE	LIFE TO DATE	OUTSTANDING REVENUES/ BALANCE OF APPROPRIATIONS
Revenue					
Bond Sale Receipts	\$	\$	\$ 29,055,000.00	\$ 306,555,000.00	\$ (29,055,000.00)
Donations					
Miscellaneous Revenue					
Total Revenue			<u>29,055,000.00</u>	<u>306,555,000.00</u>	<u>-29,055,000.00</u>
Expenditures					
Project Expenditures	306,555,000.00	2,889,292.02	31,909,207.37	209,365,082.36	97,189,917.64
Total Expenditures	<u>306,555,000.00</u>	<u>2,889,292.02</u>	<u>31,909,207.37</u>	<u>209,365,082.36</u>	<u>97,189,917.64</u>
Excess (Deficiency) of Revenue Over Expenditures			(2,854,207.37)	97,189,917.64	
Completed Projects Encumbrances			<u>19,720,202.36</u>	<u>19,720,202.36</u>	
Excess (Deficiency) of Revenue Over Expenditures and Encumbrances			(22,574,409.73)	77,469,715.28	
June 30, 2021 Ending Fund Balance			67,111,761.00		
Prior year expenditures					
June 30, 2021 Encumbrances			<u>32,932,364.01</u>		
Adjusted Beginning Fund Balance			<u>100,044,125.01</u>		
Ending Fund Balance			<u>\$ 77,469,715.28</u>	<u>\$ 77,469,715.28</u>	

Fund
2014 GO BOND

427

as of: 6/30/2022

\$ 306,555,000.00 \$ 2,889,292.02 \$ 24,221,678.64 \$ 208,366,915.56 \$ 19,720,202.36 \$ - \$ 78,467,882.08

Project	Project Title	Revised Budget	MTD Actual	YTD Actual	LTD Actual	Encumb	Committed	Balance
144000	Bond Issuance Costs	579,999.78	-	47,694.94	578,425.68	-	-	1,574.10
144015	Citywide Nonarterial Reh&Re	2,999,950.00	12,493.47	200,890.13	1,540,027.27	0.00	-	1,459,922.73
144016	Citywide Non-Art Sidewalks	500,000.00	-	26,532.17	500,000.00	-	-	0.00
144020	Citywide-Arterial Rt&Pv Main	22,167,489.89	-	3,462,200.95	21,774,400.95	340,773.37	-	52,315.57
144021	Citywide-Nonarterial Rt&Pv M	52,153,841.85	-	2,611,245.61	49,823,478.66	777,773.74	-	1,552,589.45
144060	Bridge189 - 4700 N. Iroquois	191,321.19	-	-	191,321.19	-	-	-
144061	Bridge298 - 2100 E. 61St St	66,650.26	-	-	66,650.26	-	-	-
144061	Bridge298 - 2100 E. 61St St.	543,739.50	-	-	543,739.50	-	-	-
144062	Bridge323B - 12000 E. 21St	60,000.00	-	-	60,000.00	-	-	-
144093	Citywide Matching Funds	3,103,170.00	2,330.91	25,488.42	2,931,881.16	14,966.49	-	156,322.35
144094	ODOT Rehab & Replacement	8,200,000.00	-	242,140.94	5,271,664.52	9,627.80	-	2,918,707.68
144106	Maintenance Zone 1006	2,408,802.62	2,983.23	8,592.94	2,387,080.70	21,721.92	-	0.00
144107	Maintenance Zone 1007	530,000.00	-	-	530,000.00	-	-	-
144110	Citywide-Arterial Sidewalks	1,500,000.00	-	-	1,500,000.00	(0.00)	-	(0.00)
144111	Maintenance Zone 1001	8,275,000.00	348,522.43	1,973,751.11	2,820,152.00	5,131,987.20	-	322,860.80
144153	Maintenance Zone 1153	4,020,000.00	-	28,517.78	377,775.53	17,491.19	-	3,624,733.28
144157	Maintenance Zone 1157	3,612,823.69	-	-	3,612,823.69	0.00	-	0.00
144158	Maintenance Zone 1157	2,326,843.29	-	-	2,318,648.48	8,194.81	-	(0.00)
144168	Maintenance Zone 1068	3,600,000.00	-	12,638.08	330,342.12	54,345.61	-	3,215,312.27
144173	Maintenance Zone 1073	458,552.85	-	-	458,552.85	-	-	(0.00)
144176	Maintenance Zone 1076	1,678,019.41	-	-	1,678,019.41	0.00	-	-
144199	Maintenance Zone 1099	3,120,000.00	-	2,089,164.55	2,454,942.59	63,604.22	-	601,453.19
144200	Architect and Engineering Serv	330,000.00	-	55,988.03	330,000.00	-	-	-
144200	36 St: N MLK - Peoria Ave	2,920,000.00	372,062.79	2,015,789.71	2,015,789.71	767,789.46	-	136,420.83
144201	Apache St: Mlk - Peoria	2,692,774.79	-	2,544.22	2,692,527.86	246.93	-	(0.00)
144202	Apachee: Peoria - Lewis Ave	300,000.00	-	-	300,000.00	-	-	-
144202	Apache: Peoria - Lewis Ave	2,365,000.00	27,339.71	27,365.71	27,365.71	26,139.29	-	2,311,495.00
144203	W 41st St S 41st W - S 33rd W	1,685,000.00	-	930.02	175,930.02	1,509,069.98	-	-
144204	S33rd W: 41st St to 51st St	2,730,000.00	-	-	441,842.57	1,927,911.17	-	360,246.26
144205	Apache St: Lewis To Harvard	2,070,000.00	188,551.64	193,598.41	482,644.62	1,237,586.40	-	349,768.98
144206	11th St: Peoria to Utica	1,820,000.00	-	-	1,820,000.00	(0.00)	-	0.00
144207	11Th St: Lewis Ave - Harvard	200,000.00	-	-	200,000.00	-	-	-
144208	11th St: Sheridan - Memorial	1,780,000.00	12,982.15	214,821.70	479,591.23	1,300,408.77	-	(0.00)
144209	21St St: Garnett To 129Th E	300,000.00	-	-	300,000.00	-	-	-
144209	21st St: Garnett to 129th E	2,435,050.00	-	18,734.81	2,017,895.64	-	-	417,154.36
144210	21St St-129Th East Ave Inter	250,000.00	-	-	248,578.81	1,421.19	-	0.00
144210	21st St-129th East Ave Inter	-	-	-	-	-	-	-
144210	21st St-129th East Ave INTERSC	1,965,000.00	-	899,734.57	1,752,717.51	212,282.49	-	-
144211	41St: Garnett - 129 E Ave	1,601,612.81	-	-	1,601,612.81	(0.00)	-	0.00
144212	51st St Sheridan to Memorial	1,055,651.29	-	-	1,047,661.29	0.00	-	7,990.00
144213	91st Harvard - Yale	285,000.00	-	-	173,818.08	21,088.39	-	90,093.53
144214	Sheridan 81st to 91st	1,525,950.99	-	-	1,525,950.99	(0.00)	-	0.00
144215	Peoria: 41St St - 51St St.	300,000.00	-	3,605.50	300,000.00	-	-	-
144215	Peoria: 41st - 51st	2,885,000.00	3,605.67	3,605.67	3,605.67	8,200.00	-	2,873,194.33
144216	41st St: Lewis to Harvard	2,730,000.00	-	2,343,583.98	2,719,161.93	10,000.00	-	838.07
144217	Apache & Harvard Intersectio	197,740.00	-	-	196,823.70	-	-	916.30
144217	Apache & Harvard Intersect	785,000.00	-	-	35.00	784,965.00	-	-
144217	Apache & Harvard INTERSCTN	990,000.00	-	-	-	990,000.00	-	-
144218	41st St & Lewis Intersection	2,055,000.00	446,154.22	1,184,358.68	1,564,313.06	490,686.94	-	(0.00)
144219	Maintenance Zone 2119	367,980.36	-	-	366,480.36	1,500.00	-	(0.00)

Fund
2014 GO BOND

427

as of: 6/30/2022

\$ 306,555,000.00 \$ 2,889,292.02 \$ 24,221,678.64 \$ 208,366,915.56 \$ 19,720,202.36 \$ - \$ 78,467,882.08

Project	Project Title	Revised Budget	MTD Actual	YTD Actual	LTD Actual	Encumb	Committed	Balance
144225	Maintenance Zone 2125	2,574,462.36	-	-	2,567,959.17	6,503.19	-	0.00
144226	Maintenance Zone 2126	349,710.26	-	-	349,710.26	-	-	0.00
144230	Maintenance Zone 2130	3,895,000.00	445,463.09	1,996,150.75	3,670,628.47	3,397.79	-	220,973.74
144255	Maintenance Zone 2055	1,269,095.86	-	-	1,268,068.10	1,027.76	-	0.00
144256	Maintenance Zone 2056	1,268,393.91	-	-	1,268,393.91	-	-	(0.00)
144264	Maintenance Zone 2064	1,266,509.88	-	-	1,266,509.88	0.00	-	(0.00)
144265	Maintenance Zone 2065	959,200.67	-	-	957,942.60	-	-	1,258.07
144303	Maintenance Zone 3003	625,681.40	-	-	625,681.40	-	-	(0.00)
144304	Maintenance Zone 3004	1,412,273.54	-	-	1,412,273.54	0.00	-	0.00
144309	Citywide - Arterial Rehab	13,095,677.29	415,699.75	1,357,477.57	2,557,656.27	92,347.98	-	10,445,673.04
144310	Maintenance Zone 3010	869,998.00	-	150,923.22	712,315.01	31,968.11	-	125,714.88
144311	Maintenance Zone 3011	9,485,000.00	-	106,751.43	7,933,694.64	132,795.00	-	1,418,510.36
144317	Maintenance Zone 3017	750,000.00	9,037.04	143,385.32	599,915.15	55,268.44	-	94,816.41
144318	Maintenance Zone 3018	417,056.72	-	-	415,498.17	1,558.55	-	(0.00)
144320	Maintenance Zone 3020	4,500,000.00	-	5,719.11	326,445.15	39,709.90	-	4,133,844.95
144380	Maintenance Zone 3080	189,047.02	-	-	189,047.02	-	-	0.00
144413	Maintenance Zone 4013	535,058.95	-	-	511,528.37	23,530.58	-	(0.00)
144415	Maintenance Zone 4015	637,042.77	-	-	637,042.77	-	-	-
144421	Maintenance Zone 4021	3,655,000.00	-	3,641.00	334,870.87	21,557.46	-	3,298,571.67
144430	Maintenance Zone 4030	1,686,709.57	-	-	1,686,709.57	-	-	0.00
144431	Maintenance Zone 4031	11,680,000.00	185,915.20	202,900.10	776,423.11	44,435.79	-	10,859,141.10
144452	Maintenance Zone 4152	600,000.00	-	-	380,196.06	21,806.79	-	197,997.15
144467	Maintenance Zone 4067	4,855,000.00	5,298.96	19,638.96	3,362,343.85	24,790.72	-	1,467,865.43
144527	Maintenance Zone 5027	1,387,897.01	-	-	1,387,897.01	-	-	-
144533	Maintenance Zone 5033	4,880,000.00	-	-	4,878,257.02	1,742.98	-	(0.00)
144539	Maintenance Zone 5039	3,382,395.92	-	-	3,382,395.92	0.00	-	(0.00)
144546	Maintenance Zone 5046	600,000.00	-	5,781.38	581,648.42	18,351.58	-	0.00
144547	Maintenance Zone 5047	10,470,000.00	21,735.49	122,069.43	894,656.50	217,336.03	-	9,358,007.47
144627	Maintenance Zone 6027	1,006,165.51	-	-	1,006,165.51	-	-	(0.00)
144628	Maintenance Zone 6028	8,060,000.00	1,100.00	1,973.66	920,166.35	26,943.25	-	7,112,890.40
144635	Maintenance Zone 6035	3,306,365.97	-	-	3,304,854.80	0.00	-	1,511.17
144642	Maintenance Zone 6142	900,000.00	386,829.24	399,015.19	508,313.64	291,539.46	-	100,146.90
144645	Maintenance Zone 6145	2,640,000.00	-	1,345,938.90	2,530,019.49	10,000.00	-	99,980.51
144647	Maintenance Zone 6147	991,060.09	-	-	991,060.09	-	-	0.00
144700	Maintenance Zone 7100	1,313,991.88	-	-	1,313,991.88	(0.00)	-	0.00
144733	Maintenance Zone 7133	950,370.76	-	-	950,370.76	-	-	-
144740	Maintenance Zone 7040	3,275,000.00	-	333,351.32	3,224,845.00	50,155.00	-	(0.00)
144748	Maintenance Zone 7048	1,181,565.79	-	-	1,181,565.79	(0.00)	-	-
144754	Maintenance Zone 7054	1,000,000.00	497.75	497.75	727,405.90	19,094.10	-	253,500.00
144760	Maintenance Zone 7060	3,320,928.33	-	-	3,320,928.33	-	-	(0.00)
144803	Maintenance Zone 8103	1,775,162.45	-	-	1,775,162.45	-	-	(0.00)
144812	Maintenance Zone 8112	1,778,077.06	-	-	1,778,077.06	-	-	0.00
144857	Maintenance Zone 8057	2,570,000.00	-	216,758.54	2,057,568.84	102,710.72	-	409,720.44
144863	Maintenance Zone 8063	6,620,000.00	-	703.64	677,809.22	2,384,087.14	-	3,558,103.64
144931	Maintenance Zone 9031	518,453.57	-	-	518,453.57	-	-	(0.00)
144943	Maintenance Zone 9043	2,615,462.22	-	-	2,615,462.22	0.00	-	(0.00)
144944	Maintenance Zone 9044	4,000,000.00	-	112,121.08	3,902,266.94	97,733.06	-	0.00
144945	Maintenance Zone 9045	3,860,000.00	-	-	3,381,803.09	(0.00)	-	478,196.91
144949	Maintenance Zone 9049	1,200,000.00	-	-	692,193.50	78,461.84	-	429,344.66
144950	Maintenance Zone 9050	2,975,000.00	689.28	3,361.66	256,044.20	2,288.62	-	2,716,667.18

Fund
2014 GO BOND

427

as of: 6/30/2022

\$ 306,555,000.00 \$ 2,889,292.02 \$ 24,221,678.64 \$ 208,366,915.56 \$ 19,720,202.36 \$ - \$ 78,467,882.08

Project	Project Title	Revised Budget	MTD Actual	YTD Actual	LTD Actual	Encumb	Committed	Balance
144951	Maintenance Zone 9051	1,550,000.00	-	-	129,184.92	189,278.16	-	1,231,536.92
144958	Maintenance Zone 9058	936,390.67	-	-	936,390.67	-	-	(0.00)
19314000Z	Mingo Creek Trail - 41st to 51	196,830.00	-	-	196,830.00	-	-	-

2020 GO BOND FUNDS

FUND 4281~428x COMBINED

(2020 GENERAL OBLIGATION BOND FUNDS)

**CITY OF TULSA, OKLAHOMA
SALES TAX OVERVIEW COMMITTEE REPORT
FUND 4281-428X - 2020 GO BOND FUNDS**

**STATEMENT OF REVENUES, EXPENDITURES AND ENCUMBRANCES
FOR THE TWELVE MONTHS ENDED JUNE 30, 2022**

	FY ESTIMATED REVENUES/ LIFE-TO-DATE APPROPRIATIONS	CURRENT MONTH	ACTUAL YEAR TO DATE	LIFE TO DATE	OUTSTANDING REVENUES/ BALANCE OF APPROPRIATIONS
Revenue					
Bond Sale Receipts	\$	\$	\$ 73,895,000.00	\$ 91,395,000.00	\$ (73,895,000.00)
Donations					
Miscellaneous Revenue					
Total Revenue			<u>73,895,000.00</u>	<u>91,395,000.00</u>	<u>-73,895,000.00</u>
Expenditures					
Project Expenditures	91,395,000.00	212,401.44	7,112,753.36	9,438,178.22	81,956,821.78
Total Expenditures	<u>91,395,000.00</u>	<u>212,401.44</u>	<u>7,112,753.36</u>	<u>9,438,178.22</u>	<u>81,956,821.78</u>
Excess (Deficiency) of Revenue Over Expenditures			66,782,246.64	81,956,821.78	
Completed Projects Encumbrances			<u>17,874,607.77</u>	<u>17,874,607.77</u>	
Excess (Deficiency) of Revenue Over Expenditures and Encumbrances			48,907,638.87	64,082,214.01	
June 30, 2021 Ending Fund Balance			9,885,052.87		
Prior year expenditures					
June 30, 2021 Encumbrances			<u>5,289,522.27</u>		
Adjusted Beginning Fund Balance			15,174,575.14		
Ending Fund Balance			<u>\$ 64,082,214.01</u>	<u>\$ 64,082,214.01</u>	

Fund
2020 GO BOND

428

as of: 6/30/2022

\$ 91,395,000.00 \$ 212,401.44 \$ 7,573,472.60 \$ 10,821,781.50 \$ 17,874,607.77 \$ - \$ 62,698,610.73

Project	Project Title	Revised Budget	MTD Actual	YTD Actual	LTD Actual	Encumb	Committed	Balance
2019X0000Z	Bond Issuance Cost	207,542.00	-	180,861.12	206,653.12	-	-	888.88
2035X0001Z	Transit-MTTA - Route 66 BRT	5,330,000.00	14,361.66	380,597.84	750,299.85	417,295.39	-	4,162,404.76
2036A0007Z	Apache St: Harvard Ave - Yale	100,000.00	-	-	-	49,500.00	-	50,500.00
2036A0013Z	Gilcrease Rd: Apache St - Pine	800,000.00	-	-	-	-	-	800,000.00
2036A0025Z	41st St S: Union Ave - Elwood	250,000.00	-	-	-	-	-	250,000.00
2036A0035Z	41st St S & Elwood Ave INTERSC	50,000.00	-	-	-	-	-	50,000.00
2036A0042Z	Pine St: Lewis Ave - Harvard A	200,000.00	-	-	-	-	-	200,000.00
2036A0043Z	Pine St: State Hwy 11 - Mingo	175,000.00	-	-	-	-	-	175,000.00
2036A0047Z	Admiral Pl: Memorial Dr - Ming	240,000.00	-	-	-	8,000.00	-	232,000.00
2036A0050Z	Yale Ave: Apache St - Pine St	150,000.00	-	-	-	-	-	150,000.00
2036A0055Z	129th E Ave: Apache St - Pine	150,000.00	-	-	-	15,000.00	-	135,000.00
2036A0058Z	Pine St & Mingo Rd INTERSCTN	200,000.00	-	-	-	-	-	200,000.00
2036A0064Z	11th St S: Utica Ave - Lewis A	500,000.00	-	15,000.00	15,000.00	485,000.00	-	-
2036A0072Z	11th St S & Lewis Ave INTERSCT	270,000.00	-	-	-	270,000.00	-	-
2036A0092Z	31st St S: Garnett Rd - 129th	200,000.00	-	-	-	-	-	200,000.00
2036A0119Z	Sheridan Rd: 71st St S - 81st	200,000.00	-	-	-	-	-	200,000.00
2036A1000Z	CW Arterial Routine & Preventi	11,667,575.89	-	2,927,650.62	2,957,358.25	5,114,482.60	-	3,595,735.04
2036A1001Z	R&P: Pavement Reinspection	500,000.00	7,452.88	152,555.39	326,713.36	173,286.64	-	(0.00)
2036D0002Z	CBD: MLK & Detroit north of BN	1,400,000.00	-	1,155,184.76	1,323,755.38	21,427.61	-	54,817.01
2036D0004Z	CBD: Detroit Ave south of BNSF	1,090,000.00	-	-	129,919.40	-	-	960,080.60
2036D0005Z	CBD: Reconciliation Way	765,000.00	8,102.75	8,102.75	83,102.75	-	-	681,897.25
2036D0007Z	CBD: Alleyways	495,000.00	-	157,092.63	195,390.68	101,621.17	-	197,988.15
2036N0001Z	CW NonArterial Routine & Preve	10,399,914.34	1,565.73	1,092,060.28	1,095,689.83	6,605,492.67	-	2,698,731.84
2036N1007Z	Maintenance Zone 1007	119,999.77	389.50	27,006.69	84,055.86	11,706.24	-	24,237.67
2036N1070Z	Maintenance Zone 1070	250,000.00	1,890.04	56,378.22	217,613.28	1,286.72	-	31,100.00
2036N1076Z	Maintenance Zone 1076	250,000.00	-	35,405.76	217,345.05	30,911.16	-	1,743.79
2036N1078Z	Maintenance Zone 1078	300,000.00	-	85,441.69	226,834.03	26,097.54	-	47,068.43
2036N2056Z	Maintenance Zone 2056	200,000.00	-	-	-	-	-	200,000.00
2036N2065Z	Maintenance Zone 2065	362,167.00	-	78,684.90	200,037.49	27,572.51	-	134,557.00
2036N2066Z	Maintenance Zone 2066	187,833.00	-	26,689.32	107,906.05	14,260.95	-	65,666.00
2036N3081Z	Maintenance Zone 3081	840,000.00	4,247.04	32,465.18	66,306.58	3,880.70	-	769,812.72
2036N4014Z	Maintenance Zone 4014	200,000.00	-	18,922.97	125,713.48	9,520.52	-	64,766.00
2036N4021Z	Maintenance Zone 4021	330,000.00	-	16,185.33	183,827.99	72,081.07	-	74,090.94
2036N4022Z	Maintenance Zone 4022	350,000.00	(30,307.83)	(11,214.72)	288,916.94	12,280.08	-	48,802.98
2036N4030Z	Maintenance Zone 4030	1,030,000.00	9,480.00	33,237.73	153,552.50	5,927.50	-	870,520.00
2036N5040Z	Maintenance Zone 5040	100,000.00	-	41,009.36	51,755.43	38,668.09	-	9,576.48
2036N6035Z	Maintenance Zone 6035	120,000.00	-	-	-	-	-	120,000.00
2036N7048Z	Maintenance Zone 7048	251,630.00	-	28,174.87	209,471.08	42,158.92	-	(0.00)
2036N7060Z	Maintenance Zone 7060	990,000.00	-	33,381.96	66,771.43	15,830.57	-	907,398.00
2036N8057Z	Maintenance Zone 8057	200,000.00	-	31,293.02	89,577.00	42,074.66	-	68,348.34
2036N8102Z	Maintenance Zone 8102	2,550,000.00	16,568.95	31,662.11	158,157.62	13,076.38	-	2,378,766.00
2036N9037Z	Maintenance Zone 9037	250,000.00	-	27,085.04	145,531.32	10,000.00	-	94,468.68
2036N9038Z	Maintenance Zone 9038	890,000.00	-	72,100.89	72,611.70	10,024.14	-	807,364.16
2036N9044Z	Maintenance Zone 9044	350,000.00	-	-	-	1,100.93	-	348,899.07
2036N9050Z	Maintenance Zone 9050	150,000.00	12,274.70	42,722.56	72,494.61	35,262.05	-	42,243.34
2036N9051Z	Maintenance Zone 9051	110,000.00	-	29,417.57	84,053.27	11,054.44	-	14,892.29
2036S0001Z	ADA: Sidewalk Corridors	1,390,000.00	-	-	-	-	-	1,390,000.00
2036S0002Z	BPI: Go Plan Implement - ENG	1,465,413.00	-	-	-	626,390.50	-	839,022.50
2036S0003Z	BPI: Go Plan Implement - Traff	25,000.00	-	-	-	-	-	25,000.00
2036S0004Z	BPI: Arterial Sidewalk	750,000.00	-	83,901.24	83,997.37	168,606.15	-	497,396.48

Fund
2020 GO BOND

428

as of: 6/30/2022

\$ 91,395,000.00 \$ 212,401.44 \$ 7,573,472.60 \$ 10,821,781.50 \$ 17,874,607.77 \$ - \$ 62,698,610.73

Project	Project Title	Revised Budget	MTD Actual	YTD Actual	LTD Actual	Encumb	Committed	Balance
2036S0005Z	BPI: Non Arterial Sidewalk	225,000.00	-	41,651.01	41,651.01	94,603.84	-	88,745.15
2036W0004Z	91 St S: Memorial - Mingo Rd W	2,200,000.00	-	-	-	-	-	2,200,000.00
2036X0001Z	ADA: Transition Plan Update	250,000.00	3,416.53	211,446.02	211,446.02	38,553.98	-	-
2036X0002Z	ADA: Transit Stops	120,000.00	-	-	-	-	-	120,000.00
2036X0003Z	ADA: Signalized Intersections	500,000.00	-	-	-	-	-	500,000.00
2036X0005Z	TE: Signal Coord and Communica	310,000.00	-	-	-	-	-	310,000.00
2036X0006Z	TE: Signal Instal, Repair and	930,000.00	-	-	-	-	-	930,000.00
2036X0007Z	TE: Traffic Calming	365,000.00	24,980.57	24,980.57	24,980.57	25,019.43	-	315,000.00
2036X0008Z	TE: Lighting Repair and Replac	100,000.00	-	-	-	-	-	100,000.00
2036X0009Z	TE: Pavement Markings and Sign	1,160,000.00	-	-	-	-	-	1,160,000.00
2036X0010Z	TE: Guardrail Repair and Repl	155,000.00	-	-	-	-	-	155,000.00
2036X0011Z	Arena District Master Pln Impl	582,458.00	-	-	-	-	-	582,458.00
2037B0167Z	Bridge #167	130,000.00	-	15,300.00	15,300.00	-	-	114,700.00
2037B0173Z	Bridge #173	50,000.00	-	-	-	-	-	50,000.00
2037B0201C	Bridge #201C	100,000.00	-	-	-	-	-	100,000.00
2037B0204Z	Bridge #204	1,200,000.00	-	49,141.85	75,860.27	11,899.51	-	1,112,240.22
2037B0232A	Bridge #232A	700,000.00	-	-	22,300.00	-	-	677,700.00
2037B0241Z	Bridge #241	1,860,000.00	7,407.17	53,948.26	53,948.26	10,000.00	-	1,796,051.74
2037B0245Z	Bridge #245	100,000.00	-	25,090.17	27,206.37	61,493.63	-	11,300.00
2037B0258Z	Bridge #258	275,000.00	-	-	35,000.00	-	-	240,000.00
2037B0261A	Bridge #261A	175,000.00	20,149.14	22,463.89	22,463.89	1,536.11	-	151,000.00
2037B0261B	Bridge #261B	175,000.00	-	24,000.00	24,000.00	-	-	151,000.00
2037B0263Z	Bridge #263	465,000.00	-	30,000.00	30,000.00	5,000.00	-	430,000.00
2037B0269Z	Bridge #269	400,000.00	-	-	-	-	-	400,000.00
2037B0286Z	Bridge #286	150,000.00	-	-	-	-	-	150,000.00
2037B0301A	Bridge #301A	200,000.00	19,059.43	19,059.43	19,059.43	5,940.57	-	175,000.00
2037B0301Z	Bridge #301	165,000.00	-	-	-	35,000.00	-	130,000.00
2037B0343Z	Bridge #343	50,000.00	-	-	-	-	-	50,000.00
2037B0359Z	Bridge #359	50,000.00	-	15,000.00	15,000.00	-	-	35,000.00
2037B0423Z	Bridge #423	100,000.00	-	-	-	-	-	100,000.00
2037B1000Z	CW Bridge Rehab and Inspection	200,000.00	1,378.91	8,986.25	44,804.91	18,542.09	-	136,653.00
2039X0009Z	TE: Traffic Studies	65,000.00	-	-	25,000.00	-	-	40,000.00
2036A0002Z	46th St N: Peoria Ave - Lewis	150,000.00	-	14,331.68	14,331.68	135,668.32	-	-
2036A0005Z	36 St N: Osage County Ln - MLK	75,000.00	-	-	-	-	-	75,000.00
2036A0008Z	Pine St: Gilcrease Rd - Union	470,000.00	-	-	-	-	-	470,000.00
2036A0009Z	Pine St: Peoria Ave - Lewis Av	340,000.00	-	-	-	320,000.00	-	20,000.00
2036A0010Z	Edison St: 33rd W Ave - Union	1,050,000.00	-	-	-	-	-	1,050,000.00
2036A0011Z	33rd W Ave: Apache St - Pine S	1,350,000.00	-	-	-	-	-	1,350,000.00
2036A0012Z	33rd W Ave: Pine St - Edison S	700,000.00	-	-	-	-	-	700,000.00
2036A0015Z	MLK Jr Blvd: 36th St N - Apach	200,000.00	-	-	-	-	-	200,000.00
2036A0016Z	MLK Jr Blvd: Apache St - Pine	75,000.00	-	-	-	-	-	75,000.00
2036A0017Z	Peoria Ave: 56th St N - 46th S	850,000.00	51,663.20	51,663.20	51,663.20	3,336.80	-	795,000.00
2036A0018Z	Peoria Ave: 46th St N - 36th S	900,000.00	-	-	-	68,444.72	-	831,555.28
2036A0020Z	Lewis Ave: Pine St - Admiral P	320,000.00	-	-	-	320,000.00	-	-
2036A0021Z	Harvard Ave: Mohawk Blvd - 36	75,000.00	-	-	-	-	-	75,000.00
2036A0022Z	36 St N & Harvard Ave INTERSCT	20,000.00	-	-	-	-	-	20,000.00
2036A0023Z	Apache St & MLK Blvd INTERSCTN	50,000.00	-	-	-	-	-	50,000.00
2036A0024Z	Pine St & Gilcrease Rd INTERSC	100,000.00	-	-	-	-	-	100,000.00
2036A0027Z	61st St S: Lewis Ave - Harvard	1,020,000.00	-	-	-	49,500.00	-	970,500.00
2036A0031Z	Delaware Ave: 81st St S - 91st	150,000.00	-	-	-	-	-	150,000.00

Fund
2020 GO BOND

428

as of: 6/30/2022

\$ 91,395,000.00 \$ 212,401.44 \$ 7,573,472.60 \$ 10,821,781.50 \$ 17,874,607.77 \$ - \$ 62,698,610.73

Project	Project Title	Revised Budget	MTD Actual	YTD Actual	LTD Actual	Encumb	Committed	Balance
2036A0039Z	36th St N: Garnett Rd - 129th	200,000.00	-	-	-	10,000.00	-	190,000.00
2036A0045Z	Pine St: Garnett Rd - 129th E	150,000.00	-	-	-	-	-	150,000.00
2036A0046Z	Admiral: Sheridan Rd - Memoria	1,200,000.00	-	-	-	10,000.00	-	1,190,000.00
2036A0048Z	Admiral: Garnett Rd - 129th E	140,000.00	-	-	-	8,000.00	-	132,000.00
2036A0056Z	36 St N & 129th E Ave INTERSCT	75,000.00	-	-	-	10,000.00	-	65,000.00
2036A0059Z	Pine St & Garnett Rd INTERSCTN	75,000.00	-	-	-	-	-	75,000.00
2036A0060Z	Admiral & Sheridan Rd INTERSCT	200,000.00	-	-	-	-	-	200,000.00
2036A0067Z	15th St S: Harvard Ave - Yale	200,000.00	-	-	-	-	-	200,000.00
2036A0074Z	15th St S & Harvard INTERSCTN	100,000.00	-	-	-	-	-	100,000.00
2036A0076Z	31st St S & Peoria Ave INTERSC	52,097.00	-	-	-	10,000.00	-	42,097.00
2036A0086Z	Admiral: 225 E Av - 22200 E Ad	850,000.00	-	-	-	-	-	850,000.00
2036A0089Z	11 St S: 177th E Ave - 193rd E	140,000.00	-	-	-	-	-	140,000.00
2036A0097Z	161st E Ave: 11th St S - 21st	200,000.00	-	-	-	-	-	200,000.00
2036A0099Z	11 St S & 161st E Ave INTERSCT	50,000.00	-	-	-	-	-	50,000.00
2036A0101Z	11 St S & 193rd E Ave INTERSCT	70,000.00	-	-	-	-	-	70,000.00
2036A0110Z	Mingo Rd: 61st St S - 71st St	200,000.00	-	-	-	-	-	200,000.00
2036A0124Z	Peoria Ave: 31st St S - 41st S	125,000.00	-	-	-	10,000.00	-	115,000.00
2036A0125Z	Lewis Ave: 41st St S - I-44	1,530,000.00	-	-	-	-	-	1,530,000.00
2036D0001Z	CBD: 4th St	325,000.00	-	-	-	-	-	325,000.00
2036N1097Z	Maintenance Zone 1097	130,000.00	-	-	-	15,000.00	-	115,000.00
2036N1153Z	Maintenance Zone 1153	300,000.00	-	759.63	759.63	163,447.37	-	135,793.00
2036N1155Z	Maintenance Zone 1155	75,000.00	-	1,901.94	1,901.94	3,098.06	-	70,000.00
2036N1157Z	Maintenance Zone 1157	110,000.00	-	-	-	-	-	110,000.00
2036N3010Z	Maintenance Zone 3010	200,000.00	-	-	-	130,000.00	-	70,000.00
2036N3075Z	Maintenance Zone 3075	280,000.00	-	-	-	15,000.00	-	265,000.00
2036N4023Z	Maintenance Zone 4023	75,000.00	-	-	-	5,000.00	-	70,000.00
2036N4067Z	Maintenance Zone 4067	120,000.00	-	1,939.07	1,939.07	13,060.93	-	105,000.00
2036N4069Z	Maintenance Zone 4069	400,000.00	-	-	-	-	-	400,000.00
2036N5016Z	Maintenance Zone 5016	800,000.00	-	-	-	576,000.00	-	224,000.00
2036N5027Z	Maintenance Zone 5027	100,000.00	-	1,410.75	1,410.75	3,589.25	-	95,000.00
2036N5039Z	Maintenance Zone 5039	1,530,000.00	-	1,773.44	1,773.44	13,226.56	-	1,515,000.00
2036N6142Z	Maintenance Zone 6142	248,370.00	-	1,390.76	1,390.76	64,442.24	-	182,537.00
2036N8113Z	Maintenance Zone 8113	240,000.00	-	-	-	29,000.00	-	211,000.00
2036N9036Z	Maintenance Zone 9036	420,000.00	-	-	-	-	-	420,000.00
2036N9045Z	Maintenance Zone 9045	80,000.00	-	-	-	29,000.00	-	51,000.00
2036N9049Z	Maintenance Zone 9049	400,000.00	-	1,773.44	1,773.44	220,226.56	-	178,000.00
2036N9052Z	Maintenance Zone 9052	180,000.00	-	-	-	28,946.26	-	151,053.74
2036W0001Z	Gilcrease Rd: Pine St - Admira	3,000,000.00	-	25,883.09	25,883.09	361,049.16	-	2,613,067.75
2036W0005Z	101st St S & Sheridan INTERSCT	1,200,000.00	-	-	-	-	-	1,200,000.00
2036W0006Z	81 St S: Harvard Ave - Yale Av	1,500,000.00	-	-	-	-	-	1,500,000.00
2036X0004Z	CW Infrastructure Partnership	3,370,000.00	38,321.07	40,521.07	40,521.07	451,104.48	-	2,878,374.45

COMBINED STATEMENT OF OTHER FUND ACTIVITY

FUNDS 400, 401, 403, 404, 425

SALES TAX OVERVIEW COMMITTEE REPORT
(FUNDS 400, 401, 403, 409, 425)
Combined Statement of Fund Activity
June 30, 2022

Fund	LIFE-TO-DATE APPROPRIATIONS	EXPEDITURES			ENCUMBERED/ COMMITTED	BALANCE
		CURRENT MONTH	FISCAL YEAR-TO-DATE	LIFE-TO-DATE		
FUND 401 - 2001 SALES TAX FUND	\$ 84,853,005.03	\$ 103,926.62	\$ 131,399.18	\$ 84,814,993.14	\$ 23,652.32	\$ 14,359.57
017110 General Park Improvements	4,751,480.30	103,926.62	131,399.18	4,727,827.98	23,652.32	-
914411 Tulsa Trails	3,857,231.30	-	-	3,842,871.73	-	14,359.57
FUND 403 - 2006 EXT SALES TAX ADVACE FUND	\$ 27,705,922.61	\$ -	\$ -	\$ 27,705,676.78	\$ -	\$ 245.83
017150 Woodward & Forestry Impr.	470,000.00	-	-	469,754.17	-	245.83
FUND 404 - 2008 SPECIAL TEMP SALES TAX	\$ 145,493,500.00	\$ -	\$ 39,955.62	\$ 145,227,612.23	\$ 177,604.76	\$ 88,283.01
104017 Art Rehab Citywide	81,942,000.00	-	3,145.23	81,859,132.39	82,867.61	-
104021 Citywide Non-arterial RTPV	34,082,000.00	-	-	33,983,662.53	16,368.66	81,968.81
104022 Citywide General Engineering	1,383,000.00	-	-	1,304,364.54	75,059.31	3,576.15
104023 Bridge Repair and Rehab	90,000.00	-	-	87,261.95	-	2,738.05
144104 Riverside Dr & Rltd Infrstr	5,500,000.00	-	36,810.39	5,496,690.82	3,309.18	-
FUND 425 - 2005 BOND ISSUE (4250-4255)	\$ 74,919,257.38	\$ 14,801.64	\$ 811,970.81	\$ 74,819,476.87	\$ (0.00)	\$ 99,560.51
016100 Forensic Lab Expansion	23,599,535.03	-	-	23,592,682.62	-	6,852.41
055103 UDE Renovation	102,015.18	-	-	84,470.58	-	17,544.60
055105 UDSW Renovation	491,642.36	-	-	464,254.43	-	27,387.93
055200 Fire Trng Ctr/Reloc Sta 16	12,042,434.64	14,801.64	14,801.64	12,004,008.91	-	38,205.73
147200 RP - Pedestrian Bridge Imp	751,467.96	-	751,467.96	751,467.96	-	-
155107 Police Courts Renovation	673,959.36	-	43,721.21	673,959.36	-	0.00
203400001Z Tulsa Zoo Department	2,811.76	-	1,980.00	1,980.00	-	831.76
104021 Garnett Pine to Apache	300,000.00	-	-	291,261.92	-	8,738.08

ALL FUNDS BUDGET ACTIONS

**THERE WERE NO
BUDGET ACTIONS POSTED
THIS MONTH**