



**Department of Finance
Budget and Planning Division
Capital Planning Section
175 E 2nd, Tulsa, Oklahoma 74103-3203**

To: STOC

From: Jake Epp
Capital Planning Manager

Date: June 27, 2023

Subject: June Meeting

Enclosed is the material for your June 27, 2023 meeting including the May 31, 2023 Financial Report for your review. 2016 and 2020 Sales Tax Program revenues for June 2023 and the fiscal year to date compared to 2016 and 2020 Sales Tax Program Adopted Budget Estimates are:

	Actual	Current Adopted Budget	Variance from Adopted Budget
Month of June	\$9,712,756	\$9,171,752	5.9%
Year To Date	\$118,847,672	\$112,404,946	5.7%

Please note the above amounts are the Sales Tax revenue only.

The 2016 and 2020 Sales Tax Programs Funds (4000 and 409), in addition to sales tax revenue, receives interest, and other revenues such as grants, transfers and miscellaneous revenues. Total revenue reported for the funds is not available until the end of the month so, the information provided below is for the most recently completed month. Total Fund 4000 and 409 revenue for the month of May was:

	Month Ending: <u>May 31, 2023</u>	Variance from <u>Adopted Budget</u>	Year Thru: <u>May 31, 2023</u>	Variance from <u>Adopted Budget</u>
Sales Tax Revenue	\$10,291,299	7.2%	\$109,134,915	5.7%
Interest on Investments	\$496,803	N/A	\$4,416,658	N/A
Other Revenue	<u>\$0</u>	N/A	<u>\$0</u>	N/A
Total Fund Revenue	\$10,788,102	6.8%	\$113,551,573	5.5%

SALES TAX OVERVIEW COMMITTEE
JUNE 27, 8:00 AM
175 E. 2ND ST, 10-SOUTH CONFERENCE ROOM

The STOC will meet in person at 8:00 am on June 27, 2023.

- I. Call to Order
- II. Reading of the May Minutes
- III. Chair Report to Council
- IV. Subcommittee Reports
 - A. Vison
 - B. Public Safety
 - C. Parks
 - D. Transportation
 - E. Financial
- V. Unfinished Business
- VI. New Business
 - A. Chair Report Presenters
- VII. Adjournment

STOC

Sales Tax Overview Committee

MINUTES
Sales Tax Overview Committee Meeting
May 23, 2023, 8:00 a.m.
175 E 2nd Street, 10th Floor Conference room

The Sales Tax Overview Committee met for the regular monthly meeting at 8:00 a.m. on May 23, 2023.

I. Call to Order

Chair Ashley Webb called the meeting to order at 8:01 a.m.

The following members were present:

Pamela Amburgy	Mareo Johnson	Ashley Webb
Jeffrey Covington	Steve King	Charles Wilkes
Scott Grizzle	Matt Meyer	
Paul Hassink	Sylvia Powell	
Linda Jenkins	Kathy Sebert	

The following members were not present:

Bruce Denny
Paul McTighe

Also present:

Anne Boyd	Jake Epp	Chris Havenar	Mary Kell
Andrew Witte			

II. Approval of Minutes

The minutes for the April meeting were read. Matt Meyer moved that the minutes be approved as read. Kathy Sebert seconded the motion. The motion passed.

III. Chair's Report

Ashley Webb gave the Chair report. He covered a variety of issues including the now 23-year funding history for the Rte 66 project, The most recent proposal has been withdrawn. He also brought up several street projects including those around the Gilcrease Museum. There were no other discussions or questions.

STOC

Sales Tax Overview Committee

IV. Committee Reports

A. Vision

Andrew Witte gave the report on the Gilcrease Museum. He reported the slab for level 2 (top floor) has been poured. The cooling towers have arrived. Items with a long lead time have been ordered. There will be a topping out ceremony on June 22nd at 1:30 p.m. There were no other questions or discussions, and the report was accepted.

B. Public Safety

Ashley Webb gave the report. He noted that the most recent proposal for the project has been withdrawn, the project is starting over. There has been funding for this project in place for 20+ years. The Fire Department reported that of the Four Specified Engines, all four are scheduled to be in service by the end of May. The Police Department reported that 60 of the 76 Interceptors have been received, all other items have been received and are in service. There were no other questions or discussions, and the report was accepted.

C. Parks

Ashley Webb reported on Parks. Work for the Inclusive Playground at Whiteside has begun. Design for Woodward Park improvements has been completed, bidding is expected to start in June with construction anticipated to begin in September. Design for the Greenwood Cultural Center is on hold until Vision meetings and fundraising have been identified. There were no further questions or comments, and the report was accepted.

D. Transportation

Ashley Webb encouraged members to attend subcommittee meetings. He also encouraged members to email specific questions to a city staff member. There were no further questions or comments, and the report was accepted.

E. Financial

The May collections were \$10.3M which is about 7.2 percent over budget. Current sales tax collections are about 5.7 percent ahead of budget for the year to date.

V. Unfinished Business

STOC

Sales Tax Overview Committee

VI. New Business

A. Chair Report Presenters

Date	Presenter	Backup
Jun 7	Kathy Sebert	
Jul 19	Ashley Webb	

8/2, 9/13, 10/4, 11/1, 12/6

B. Election of Officers

The nominees from April are:

Chair: Ashley Webb

Vice Chair: Kathy Sebert

Secretary: Linda Jenkins

Jeff Covington moved to accept the slate of officers. Sylvia Powell seconded the motion.

The motion carried without dissent.

VII. Adjournment

The meeting was adjourned at 9:08 a.m.

Ashley Webb, Chair

Kathy Sebert, Vice Chair



STOC

SALES TAX OVERVIEW COMMITTEE

Ashley Webb
Chair

Ashley R. Webb
Riggs, Abney, Neal, Turpen, Orbison & Lewis Inc.
Attorney At Law
Tulsa, OK 74119
(918) 699-8905

To: City Council
Date: June 7, 2023
Subject: June Report to City Council

Attached is the May 2023 Sales Tax Overview Committee (STOC) Status Report

2006 Special Extended Sales Tax

April expenditures totaled \$3,000, of which \$3,000 was spent on the 91St-Memorial To Mingo project. Encumbrances and commitments total \$5,838,000. Current appropriations for the 2006 Special Extended Sales Tax Fund total \$272,920,000. There is a current appropriation balance of \$3,305,000.

2008 Sales Tax Special Temporary Streets

April expenditures totaled \$, of which there were no expenditures in April. Encumbrances and commitments total \$158,000. Current appropriations for the 2008 Sales Tax Special Temporary Streets Fund total \$145,494,000. There is a current appropriation balance of \$38,000.

2014 Sales Tax

April expenditures totaled \$251,000, of which \$1,588,000 was spent on the Citywide Arterial Street Rehab project. Encumbrances and commitments total \$41,001,000. Current appropriations for the 2014 Sales Tax Fund total \$579,640,000. There is a current appropriation balance of \$134,235,000.

2016 Sales Tax

April expenditures totaled \$5,959,000, of which \$4,738,000 was spent on the Transfer to Tulsa Vision Advanced Sales Tax Revenue Bonds project. Encumbrances and commitments total \$2,816,000. Current appropriations for the 2016 Sales Tax Fund total \$256,927,000. There is a current appropriation balance of \$39,276,000.

2016 Revenue Bond

April expenditures totaled \$5,869,000, of which \$2,609,000 was spent on the Gilcrease Museum Expansion project. Encumbrances and commitments total \$50,929,000. Current appropriations for the 2016 Revenue Bond Fund total \$350,600,000. There is a current appropriation balance of \$18,381,000.

2020 Sales Tax

April expenditures totaled \$959,000, of which \$940,000 was spent on the Capital Equipment project. Encumbrances and commitments total \$17,143,000. Current appropriations for the 2020 Sales Tax Fund total \$73,956,000. There is a current appropriation balance of \$17,168,000.

2020 General Obligation Bonds

April expenditures totaled \$493,000, of which \$201,000 was spent on the Gilcrease Rd: Pine St - Admira project. Encumbrances and commitments total \$24,255,000. Current appropriations for the 2020 General Obligation Bonds Fund total \$149,015,000. There is a current appropriation balance of \$99,065,000.

2014 General Obligation Bonds

April expenditures totaled \$3,503,000, of which \$2,442,000 was spent on the Maintenance Zone 4031 project. Encumbrances and commitments total \$33,526,000. Current appropriations for the 2014 General Obligation Bonds Fund total \$313,615,000. There is a current appropriation balance of \$53,055,000.

2008 General Obligation Bonds

April expenditures totaled \$3,116,000, of which \$2,005,000 was spent on the Yale Ave 81st - 91st Wdn project. Encumbrances and commitments total \$3,757,000. Current appropriations for the 2008 General Obligation Bonds Fund total \$230,055,000. There is a current appropriation balance of \$2,494,000.

2005 General Obligation Bonds

April expenditures totaled \$6,000, of which \$6,000 was spent on the Uniform Disivion Southwest Renovation project. Encumbrances and commitments total \$1,000. Current appropriations for the 2005 General Obligation Bonds Fund total \$74,919,000. There is a current appropriation balance of \$68,000.

Respectfully submitted,

Ashley Webb, Chair



Attachments

cc: Tammy Pitts
Jarrod Moore
Jake Epp



FINANCIAL REPORT TO CITY COUNCIL

Wednesday, June 7, 2023

I. Financial Report

Revenue: 2016 Vision 0.805 Percent and 2020 Sales Tax 0.45 Percent Sales Tax Funds

	Fiscal Year to Date	
	May	Thru May
Actual	\$ 10,291,299	\$ 109,134,915
Adopted Budget - Current Year	9,602,020	103,233,194
Actual vs Budget	\$ 689,279	\$ 5,901,721

Expenditures

Fund	April	Fiscal Year to Date Thru April
409 - 2020 Sales Tax	\$ 958,861	\$ 20,748,819
4001, 4003-4004 - Tulsa Vision Rev Bonds	5,869,454	38,502,826
4000 - Tulsa Vision Sales Tax	5,959,375	62,612,970
405 - 2014 Sales Tax	250,705	24,480,095
404 - 2008 Streets Temporary Sales Tax	-	67,687
402 - 2006 Special Extended Sales Tax	2,500	2,485,075
TOTAL \$	13,040,895	\$ 148,897,471

II. Expenditures in Other Funds

Fund	April	Fiscal Year to Date Thru April
401 - 2001 Sales Tax	-	\$ -
428 - 2020 GO Bond	493,045	14,427,933
427 - 2014 GO Bond	3,502,883	16,566,887
426 - 2008 GO Bond	3,116,468	5,533,062
425 - 2005 GO Bond	5,568	30,894
TOTAL \$	7,117,964	\$ 36,558,775

III. Items for the City Council's Attention

- A. Monthly Financial Reports
- B. STOC Committee and Subcommittee Minutes and Reports

IV. Attachments

- A. Attendance Record for the last 12 months
- B. STOC Committee and Subcommittee Minutes and Reports

Respectfully submitted,

Ashley R. Webb, Chair

Attachments

cc: Tammy Pitts
Jarrod Moore
Jake Epp

MAJOR CAPITAL IMPROVEMENTS CONSTRUCTION FUNDS SUMMARY
As of April, 2023

	CURRENT		EXPENDITURES		ENCUMBERED	PERCENT	BALANCE
	APPROPRIATIONS		Current Month	To Date			
Fund 401 and Fund 403							
2001 Third Penny Sales Tax and 2006 Advance Funded Sales Tax	\$	112,611,653	\$	-	\$	112,531,735	\$ (0) 100% \$ 79,918
Fund 402							
2006 Third Penny Sales Tax Extension	\$	272,920,362	\$	2,500	\$	263,777,569	\$ 5,838,139 99% \$ 3,304,654
Fund 404							
2008 Sales Tax Special Temporary Streets Fund	\$	145,493,500	\$	-	\$	145,298,037	\$ 157,931 100% \$ 37,532
Fund 405							
2014 Sales Tax Fund	\$	579,639,705	\$	250,705	\$	404,403,485	\$ 41,000,950 77% \$ 134,235,270
Fund 406: 4000							
2016 Sales Tax Fund	\$	256,926,895	\$	5,959,375	\$	214,835,308	\$ 2,815,967 85% \$ 39,275,620
Fund 406: 4001, 4003, 4004							
2016 Revenue Bond Fund	\$	350,600,000	\$	5,869,454	\$	281,289,815	\$ 50,929,042 95% \$ 18,381,143
Fund 409							
2020 Sales Tax Fund	\$	73,955,556	\$	958,861	\$	39,644,424	\$ 17,142,749 77% \$ 17,168,383
Fund 428							
2020 General Obligation Bonds	\$	149,015,000	\$	335,443	\$	23,809,195	\$ 20,639,218 30% \$ 104,566,587
Fund 427							
2014 General Obligation Bonds	\$	313,615,000	\$	1,378,502	\$	221,897,228	\$ 34,036,472 82% \$ 57,681,300
Funds 426							
2008 General Obligation Bonds	\$	230,054,937	\$	12,396	\$	220,687,408	\$ (12,396) 96% \$ 9,379,925
Funds 425							
2005 General Obligation Bonds	\$	74,919,257	\$	-	\$	74,819,697	\$ 10,911 100% \$ 88,650
Fund 740: 7401-7408							
TMUA--Water Capital Fund	\$	455,071,405	\$	7,564,407	\$	355,701,068	\$ 45,000,072 88% \$ 54,370,265
Funds 750: 7501-7522							
TMUA-Sanitary Sewer Capital Funds	\$	581,286,957	\$	3,623,471	\$	468,026,034	\$ 57,594,331 90% \$ 55,666,591

STOC

Sales Tax Overview Committee

MINUTES

Sales Tax Overview Committee Meeting

April 24, 2023, 8:00 a.m.

175 E 2nd Street, 10th Floor Conference room

The Sales Tax Overview Committee met for the regular monthly meeting at 8:00 a.m. on April 25, 2023.

I. Call to Order

Chair Ashley Webb called the meeting to order at 8:02 a.m.

The following members were present:

Pamela Amburgy	Linda Jenkins	Ashley Webb
Jeffrey Covington	Steve King	Charles Wilkes
Bruce Denny	Matt Meyer	
Scott Grizzle	Sylvia Powell	
Paul Hassink	Kathy Sebert	

The following members were not present:

Jonathan Hall	Renee Plocek
Mareo Johnson	
Paul McTighe	

Also present:

Anne Boyd	Jake Epp	Chris Havenar	Mary Kell
Jeff Stava	Brooke Caviness	Dennis Whitaker	

II. Approval of Minutes

The minutes for the February and March meetings were read. Attendance was corrected for both months. Mr. Wilkes was in attendance in February but did not sign-in so was missed in the minutes. Mr. Denny had not yet taken up his seat in March due to STOC not being notified of his appointment so should not be listed at all. Matt Meyer moved that the minutes be approved as amended. Pamela Amburgy seconded the motion. The motion passed.

III. Chair's Report

Kathy Sebert gave the Chair report. She said her focus was on Police and Fire. She explained vehicle conditions and replacement schedule and the hopes for the Police academy. She also spoke some on the Langston opening and the use of the State

STOC

Sales Tax Overview Committee

SourceWell contract for playground equipment. There were no other discussions or questions.

IV. Committee Reports

A. Vision

Jeff Stava gave a report on the Pedestrian Bridge project. He said they are finishing up sidewalks and starting on handrails. The west bank is substantially complete. Brooke Caviness reported on the Zink Dam. They are doing some work on the west bank that will be done in the spring of 2024. The current plan is to have an opening over Labor Day weekend in 2024. There were no other questions or discussions, and the report was accepted.

B. Public Safety

Dennis Whitaker gave an update on the Route 66 Xperience. He reported that meetings have resolved some issues enabling the project to move forward. A hill on the north side of the project area is ODOT right of way. ODOT will be giving that area to the City of Tulsa for this project. The Route 66 Commission is working toward having this project complete for the 2026 Mother Road Anniversary. There were no other questions or discussions, and the report was accepted.

C. Parks

Ashley Webb reported on Parks. Mr. Webb reported that Reed Pool and Water Playground will be open for the 2023 season. There is work on plans to increase the water supply to the area as it is currently undersized for the population. Chamberlain Pool is on hold as the future of the Jane Malone Center is determined. Its fate will play a part in the pool's utilities solution. There were no further questions or comments, and the report was accepted.

D. Transportation

Kathy Sebert gave the report. There is a current mandate from the Federal Government to replace all ONG steel pipes. This will affect many areas of Tulsa. Street projects will be dealing with this for the foreseeable future. There were no further questions or comments, and the report was accepted.

E. Financial

The April collections were \$9.4M which is about 6.9 percent over budget. Current sales tax collections are about 5.6 percent ahead of budget for the year to date.

STOC

Sales Tax Overview Committee

V. Unfinished Business

VI. New Business

A. Chair Report Presenters

Date	Presenter	Backup
May 3	Mareo Johnson	Ashley Webb
Jun 7	Ashley Webb	

7/19, 8/2, 9/13, 10/4, 11/1, 12/6

B. Nomination of Officers

Chair: Ashley Webb

Vice Chair: Kathy Sebert

Secretary: Linda Jenkins

VII. Adjournment

The meeting was adjourned at 9:10 a.m.

Ashley Webb, Chair

Kathy Sebert, Vice Chair



Sales Tax Overview Committee

STOC

SALES TAX OVERVIEW COMMITTEE

12-Month Attendance Record

May-23

Member	Expires	District	Jan-23	Feb-23	Mar-23	Apr-23	May-23	Jun-22	Jul-22	Aug-22	Sep-22	Oct-22	Nov-22	Dec-22	# Attended	# Possible	Comments
Wilkes, Charles	Dec-26	1	P	P	A	P	P	P	P	A	A	P	P	A	8 of 12		as of Jan. 2023
Jenkins, Linda	Dec-24	1	P	A	P	P	P	P	P	A	P	P	P	P	10 of 12		
McTighe Jr., Paul	Dec-26	2	A	A	A	A	A	P	P	A	P	P	P	A	5 of 12		
Powell, Sylvia	Dec-24	2	P	P	P	P	P	P	P	P	A	P	P	A	10 of 12		
Vacant	Dec-26	3	A	P	NM	NM	NM	NM	NM	NM	NM	NM	NM	NM	1 of 2		Marshal resigned 3/23
Vacant	Dec-24	3	A	A	A	NM	NM	NM	NM	NM	NM	NM	NM	NM	0 of 3		
Vacant	Dec-22	4	NM	NM	NM	NM	NM	NM	NM	NM	NM	NM	NM	NM	0 of 0		
Webb, Ashley (Chair)	Dec-24	4	P	P	P	P	P	P	P	P	P	P	P	P	12 of 12		
Sebert, Kathy (Vice-Chair)	Dec-22	5	P	P	P	P	P	P	P	P	P	P	P	P	12 of 12		
Covington, Jeff	Dec-24	5	P	A	A	P	P	P	P	P	P	A	A	P	8 of 12		
Vacant	Dec-24	6	A	A	NM	NM	NM	NM	NM	NM	NM	NM	NM	NM	0 of 2		as of Mar. 2023
Denny, Bruce	Dec-26	6	A	A	A	P	A	A	A	A	A	A	A	A	1 of 12		
Meyer, Matt	Dec-26	7	P	P	P	P	P	P	A	P	P	A	A	P	9 of 12		
Vacant	Dec-24	7	A	A	A	NM	NM	NM	NM	NM	NM	NM	NM	NM	0 of 3		
Vacant	Dec-22	8	A	A	A	NM	NM	NM	NM	NM	NM	NM	NM	NM	0 of 3		
King, Steve	Dec-24	8	P	P	P	P	P	P	OT	P	P	P	P	P	11 of 12		
Grizzle, Scott	Dec-26	9	P	P	P	P	P	P	P	P	A	P	P	A	10 of 12		
Hassink, Paul	Dec-24	9	NM	NM	P	P	P	A	A	A	A	A	A	A	3 of 10		as of Mar. 2023
Amburgy, Pamela	Dec-26	M	P	P	P	P	P	P	A	P	A	P	P	P	10 of 12		
Vacant	Dec-24	M	A	A	NM	NM	NM	NM	NM	NM	NM	NM	NM	NM	0 of 2		
Johnson, Mareo	Dec-26	M	A	P	P	A	P	P	P	P	P	A	P	A	8 of 12		
Members Present			10	10	10	12	12	12	9	9	8	9	10	7			

A = ABSENT
 P = PRESENT
 NM = NO MEMBER APPOINTED
 OC = OUT OF COUNTRY
 OT = OUT OF TOWN on Business

Prepared by City of Tulsa
 Department of Finance
 Budget & Planning Division
 Capital Planning Section

Tulsa Economic Development Project

Attendees:

Kathy Sebert
Pamela Amburgy
Ashley Webb
Sylvia Powell
Scott Grizzle
Mareo Johnson

DATE: June 14, 2023
TO: STOC Committee
FROM: Mary Kell, AIA, Engineering Services Department
SUBJECT: **VISION TULSA STOC PROJECT UPDATES**

Projects list

1. 170000 Zink Dam
2. 147200 Arkansas River Pedestrian Bridge
3. 170010 Turkey Mountain Urban Wilderness
4. 170020 New Trail East Bank Cousins
5. 170025 23rd & Jackson Redevelopment
6. 170030 Gilcrease Museum
7. 170035 Cox Business Center Renovation
8. 170045.2 Airport Infrastructure – Spirit
9. 170045.4 Airport Infrastructure – American Airlines
10. 170050 Tulsa Zoo Elephant Exhibit
11. 170055 Langston Healthcare
12. 170060 BMX National Headquarters
13. 170065 South Mingo Corridor
14. 170070 Public Schools Safety First Initiative
15. 170080 Citywide: Commercial Revitalization
16. 170080 Citywide: Route 66
17. 170085 Peoria-Mohawk Business Park
18. 170100 Air National Guard MTC
19. 170145 Tulsa Arts Commission

Completed Projects

170035	Cox Arena District	January 2019
170040	Tulsa Fairgrounds	November 2021
170045.1	Airport Infrastructure – AA Tail Slot	January 2019
170045.2	Airport Infrastructure – Navistar	December 2021
170095	Community Health East Clinic	April 2020
170110	North Peoria Connection, 56 th – Mohawk	March 2020
170115	TCC Career Placement	August 2019
170125	McCullough Park	February 2023
170130	Mohawk Sports Complex	March 2022
170135	GO plan Bike Ped Master Plan	March 2022
170140	Route 66 Train Depot	October 2022
170155	PAC Master Plan	June 2021

1. No. 170000

Project Name: Zink Dam
 Representative: Brooke Caviness, COT
 Total Funding: \$54,673,411.53
 Available Funding: \$54,673,411.53
 Design Firm(s): Jacobs/CH2MHill, HISINC, LLC
 Contractor: Crossland Construction Company
 Start Date: 10.18.2020
 Anticipated Completion: July 2023 (Mid – 2024 with east bank)

- Construction **97.5%** billed, **86.6%** time as of **05.31.23**
- Sculpted concrete for drops began November 2022
 - Drop 1 and 3 – concrete **complete, partially painted.**
 - Drop 2 – **concrete to be complete, partially painted.**
 - Drop 4, 5, 6 and 7 – concrete complete, awaiting paint
 - **Wire to be pulled in June, fixtures to be delivered 05.12.23.**
- Cofferdam removal scheduled for 07.17.23 – **schedule to be confirmed**
- Exposed aggregate sidewalk placement 50%, **ongoing.**
- **Punchlist walks in June 2023 for MVVA, electrical and OHI Controls.**
- For safety and work / laydown area, no public access to flume area during construction. Construction of the east bank and bumpout is anticipated to be complete mid-2024.
- Operations and maintenance planning ongoing included elected officials, RPA, Government staff and stakeholders. Bi-weekly meetings began week of 01.31.22.
- Program and operation meetings underway. Focus working groups defined to cover construction, operations, recreational programming and communications / amenities and water quality.
- Grand opening planned for Labor Day 2024 PENDING

2. Project No. 147200

Project Name: Arkansas River Pedestrian Bridge
 Representative: Jeff Stava, RPA/TGP and Brooke Caviness, COT
 Total Funding: \$27,400,000.00
 Available Funding: \$27,400,000.00
 Design Firm(s): SBP, MVVA, GKFF, and River Parks
 Contractor: Crossland Construction Company
 Start Date: 05.14.2021
 Anticipated Completion: Summer / Fall 2023

- Tier III Funding - \$7.25 million in funding and donations committed
- Construction **89.16%** billed of \$31,769,504.00 as of **06.12.23**
- Exposed agg **on bridge deck complete**
- **Handrail installation ongoing, scheduled to be complete 09.01.23.**
- Landscaping subcontractor **scheduled to be complete by 07.31.23.**
- **Lighting conduit and fixture brackets installed**
- **CCC punch list is complete**

3. Project No. 170020

Project Name: Turkey Mountain Urban Wilderness
Representative: Ryan Howell, RPA (River Parks Authority)
Total Funding: \$ 7,600,000.00
Available Funding: \$ 7,600,000.00
Design Firm(s): LandPlan Consultants, Inc (LPCI)
Contractor: TBD
Start Date: TBD

- Acquisition of property: \$5,490,928.25
- Turkey Mountain Master Plan components: \$2,109,071.75
 - 71st Street to Turkey Mountain Trail Improvements final review set submitted 01.13.23
 - Sent small changes back to engineer, **waiting for changes by consultant**, bidding projected for **July 2023**.
- RPA has trail maintenance projects underway. New and old trail alignments to address erosion and clearing, ongoing.
- Wayfinding Signage installation has started. \$27,068 for 6x6 posts and \$6,438.98 for rental equipment related to posts has been spent to date.
- Negotiations underway with ODOT on land acquisition for portions of the westerly 2 Placerder properties (City owns). No impact on Mitchell Park exchange parcel.
- ODOT final land boundary has been defined and price offer will be finalized.
- Funding received from ODOT from land sale will reimburse the Vision Tulsa funding for RPA.
- A subsequent amendment will be entered into with RPA to fund Turkey Mountain improvements.

4. Project No. 170020

Project Name: New Trail East Bank 101st to Cousins Park
Representative: Doug Helt and Nancy Doutey, COT
Total Funding: \$ 4,000,000.00
Available Funding: \$ 600,000.00
Design Firm(s): LandPlan Consultants, Inc (LPCI)
Contractor: TBD
Start Date: TBD

- Conceptual design completed 02.16.2018 (\$68,454.00)
- Conceptual cost estimate for trail \$10.2 million, with time value at 3% for 13 years - \$15.0 million, with land, total cost is \$26 million.
- TAP (Transportation Alternative Program) grant awarded March 2021 through INCOG to fund design (\$133,991.00 requested, \$107,193.00 awarded) for Riverside Drive (Vensel Creek to south of Creek Turnpike)
- Consultant interviews with COT and ODOT held week of 04.07.22, Land Plan has been selected as design consultant for Vensel Creek design plans only (does not include construction funding).
- Land Plan scoping agreement ODOT LG 2360 for further processing.



- TA (Transportation Alternative) grant applications: 3 additional segments to Cousin’s Park were on Mayor’s agenda for 01.04.23, **103rd to 110th awarded \$1M federal funds 06.01.23. Announcement from INCOG pending.**
- Trail segments will be coordinated with the South Tulsa – Jenks Dam project – **ongoing**
- Mayor provided letter to affirm City matching funds - **ongoing**

5. Project No. 170025

Project Name: 23rd & Jackson Redevelopment Site – Relocation Study Design and Acquisition
 Representative: Marsha Hinds, COT
 Total Funding: \$1,000,000.00
 Available Funding: \$1,000,000.00
 Design Firm(s): Cyntergy

- Scope includes planning, design work and partial acquisition costs to relocate Public Works, update master plan site at Harvard and Mohawk, appraise and acquire operation yard location.
- Draft report submitted to Administration, February 2020
- Acquisition of 2 parcels – Tulsa County Yard on North Harvard - \$320K (Vision funding), 56th & Garnett - \$1.46 million (water enterprise funds) – closing for both 08.30.2020
- Traffic Engineering is now occupying County site on North Harvard Avenue
- Amendment with consultant **to be resubmitted once direction is known** (originally recommended at 09.01.21 PCSSC).
 - Will include development of a phased transition plan for Water Distribution to move to 56th & Garnett site, and review of the Pine Street site as a possible location for Water Distribution.
 - On hold for Mayor’s staff review of original report. Phase 1 and 2 environmental reports provided to Mayor’s office for review. Last update received 08.01.22. **NO UPDATE**

6. Project No. 170030

Project Name: Gilcrease Museum
 Representative: Susan Neal, Gilcrease, Mary Kell, COT
 Current Budget: \$139,215,850.00
 Total Funding: \$118,691,699.00 (\$81,517,113 public + \$37,174,586 private)
 Fundraising Goal: \$ 20,524,151.00
 Design Firm(s): Smith Group, 1 Architecture; Gallagher & Associates
 Construction Manager: Flintco, LLC
 Start Date: 05.10.22
 Scheduled Completion: 11.30.2024
 Anticipated Completion: 11.30.2024

- Funding:
 - Public Funding total: Vision (\$65 M), Remaining bond funds from past Gilcrease projects (\$2.6 M), IOT 2 (\$6 M), ARPA City Funding (\$1 M), Public Utilities (\$817,113.00), Supplemental Appropriations (\$6.1M) 03.01.23 = \$81,517,113
 - Private Funding total (\$37,174,586.00)



- Mayor’s Task Force **site tour held 05.25.23.**
- **Topping out ceremony 06.22.23**
- Topping out of structure by 06.30.23.
- Construction **37%** complete. Concrete pours, CMU, and MEP rough-in ongoing.
- STOC tours **held 05.23.23 and 06.13.23**
- Construction update from **06.09.23** attached at end of report
- Jobsite camera link: <https://www.cityoftulsa.org/government/capital-programs/vision-tulsa/vision-projects/gilcrease-museum/>
- Fundraising goal as of as of 03.01.23 is \$20,524,151 - **ongoing.**
- Mayor has proposed a \$10 million fundraising match in the IOT 3 program, **public vote 08.08.23.**

7. Project No. 170035

Project Name: Cox Business Convention Center
 Representative: Mary Kell, COT
 Total Funding: \$ 54,500,000.00
 Available Funding: \$ 54,500,000.00
 Design Firm(s): Matrix Architects, Engineers and Planners, Inc., FFTT
 Construction Manager: Tulsa Vision Builders
 Start Date: 07.01.2018
 Completion: 06.30.2020

- Concrete cracking repairs in front of main entrance: concrete pours on 04.13.23 and 04.14.23, curing in process. Repairs **completed 06.13.23, final billing in process.**

8. Project No. 170045

Project Name: Airport Infrastructure – Spirit
 Representative: Chris Gimmel, COT
 Total Funding: \$ 5,000,000.00
 Available Funding: \$ 5,000,000.00
 Design Firm(s): Poe
 Contractor: Grade Line Construction, LLC
 Start Date: 02.13.23 (for TMUA-W 21-08)
 Completion Date: TBD

- Paving Phases 1 and 2 (Areas 1,2 ,3 4, 5, 6A & 6B, and 9) completed 12.31.2020
- South parking area parking and parking completed 03.08.22.
- Approximately \$300K remaining in budget for Fire Line extension / elements, control valves and fire hydrant replacements.
- TMUA-W 21-08 contract executed 10.26.22, second pre-work held 02.07.23, security badges received.
- Potholing started 03.16.23
- Contractor has mobilized on site and is currently getting the depths of valves that are needed. Work **started 05.29.23.**

9. Project No. 170045

Project Name: Airport Infrastructure – AA (American Airlines)
 Representative: Mary Kell, COT

Total Funding: \$ 14,500,000.00
 Available Funding: \$ 14,500,000.00
 Design Firm(s): FSB, Allana Buick & Bers Inc.
 Contractor (s): The Ross Group Corp
 Start Date: 12.02.2020
 Anticipated Completion: TBD

- Agreement with list of projects signed by Mayor 12.02.2020
- Projects:
 - Tail Slot: \$ 2,122,396.00 completed 01.08.2019
 - Hangar 80 Re-Skin: \$ 1,500,000.00 99.8% billed
 - AAERO APU: \$ 2,012,277.00 **99.6%** billed
 - Master Plan \$ 575,000.00 72.4% billed
 - Plating Shop Roof, MAU \$ 2,405,000.00 100% billed
 - CUP Cooling Tower & Hangar 6 Cooling Tower \$ 5,757,723.00 100% billed

Total billed: **\$14,202,562.24** – overall **97.9%** - most recent invoices received **05.31.23**.

10. Project No. 170050

Project Name: Tulsa Zoo Elephant Exhibit
 Representative: Lindsay Hutchinson, TZMI, Gary Schellhorn, COT
 Total Funding: \$ 25,000,000.00
 Available Funding: \$ 22,000,000.00
 Design Firm(s): Selser Schaefer Architects
 Construction Manager: Nabholz Construction
 Start Date: 04.04.22
 Scheduled Completion: **Spring 2024**
 Anticipated Completion: **Spring 2024**

- Current construction budget is \$32 million.
- \$20M of \$25M was previously allocated for Elephants with remaining \$5M originally allocated for front entrance.
- TZMI has requested \$2M of remaining \$5M to go towards Elephants, TZMI will fund remaining \$10.1M for Elephants.
- VE in process to reduce overage that TZMI will fund, \$1M goal **ongoing**
- Revised landscape bids opened 03.30.23. **Project still about \$500K over.**
- **TZMI amendment going to Board the week of 06.05.23 to eliminate cap on TZMI private fundraising, City funding is capped.**
- IOT (Improve our Tulsa) 2 to provide \$6M to front entrance in FY25 / FY26.
- Amendment with Nabholz for remaining construction funding identified in the Interlocal agreement, **processing**
- Construction of the Elephant Barn:
 - Concrete tilt-up panels and structural steel complete
 - Underground utilities, concrete slab of barn **ongoing**
 - Site grading started May 2023
- Metal cagework in coordination with supplier for operating hydraulic and electrical systems **ongoing**

11. Project No. 170055

Project Name: Langston Healthcare Professions Complex
 Representative: Blake Allen, Flintco, Phil Thomas & Kirby Crain, OSU-LRFP
 Total Funding: \$ 16,250,000.00
 Available Funding: \$ 16,250,000.00
 Design Firm(s): Beck
 Construction Manager: Flintco, LLC
 Start Date: 06.01.2020
 Scheduled Completion: 11.30.2021
 Anticipated Completion: 11.30.2021 (Spring 2023 with all amenities)

- OSU - LRFP (Long Range Facilities Planning) providing project oversight
- Certificate of Occupancy received week of 12.21.21
- Final IT installations **complete as of 05.19.23.**
- Ribbon cutting 03.29.23
- Existing rooftop HVAC equipment replacement – **installed week of 05.19.23, final testing was 05.22.23**
- **Final billing in process.**

12. Project No. 170060

Project Name: BMX National Headquarters
 Representative: Ryan O’Neil, Nabholz, Shane Fernandez, BMX
 Total Funding: \$ 23,000,000.00
 Available Funding: \$ 23,000,000.00
 Design Firm(s): Todd Architecture Group
 Construction Manager: Nabholz Construction
 Start Date: 06.01.2020
 Scheduled Completion: 12.09.2021
 Anticipated Completion: Spring 2022 / Fall 2022

- Funding - Vision (\$15 M), TPA (\$2 M), Hardesty (\$1.5 M), UCAT Vision (\$3.6 M) EDIF (\$900 K) = \$23 M total
- Overall construction 99% billed
- Leasehold with BMX began 03.01.22.
- Closeouts complete 02.23.23
- Temporary Certificate of Occupancy **expired 04.30.23. Right-of-way permits being finalized with Nabholz, once completed will file for final Certificate of Occupancy.**
- Rezoning for BMX and Evans entire property ongoing, plat for BMX to be filed after rezoning is complete.
- **Site platting documents to be revised as MPD-5 with MPD standards by 07.06.23 for 08.02.23 TMAPC meeting.**
- Fence between BMX and Evans site with emergency access behind Evans building installed 03.23.23.
- **Fire Department access south of BMX concrete approach poured 06.01.23.**

13. Project No. 170065

Project Name: South Mingo Corridor
 Representative: Patty Parks, COT
 Total Funding: \$ 15,000,000.00



MEMORANDUM
ENGINEERING SERVICES DEPARTMENT

Available Funding: \$ 15,000,000.00
Design Firm(s): Benham Design, LLC (170065), Garver (170065A), Poe (170065B)
Contractor: APAC Oklahoma (170065)
Start Date: 08.19.2019 (First Phase, 71st to 81st on Mingo)
Scheduled Completion: 10.27.2020
Completion: 07.28.22 (First Phase, 71st to 81st on Mingo)

- First Phase: 71st to 81st on Mingo (Project 170065)
- Project final payments to consultant and contractor complete as of 01.31.23
- Second Phase: 91st from Mingo to Memorial (Project 170065A)
- Garver is consultant
- 404 permit submitted to USACE on 10.11.21, will get 404 permit before project goes out to bid. Preliminary 404 mitigation cost is approximately \$1.1M
- NWP (Nationwide Permit) approved by USACE 09.12.22, valid until 03.14.26.
- Honey Springs Mitigation Bank credit cost \$973,706.50, agreement signed 12.14.22
- Construction funding in Improve Our Tulsa 2 - \$10.7 million
- Right-of-way: **4** of 16 closed, **8** in negotiations and **4 are** pending. Potholing for **ONG and other utilities including large pipeline are pending. ongoing**
- Projected construction starts: **Winter 2024 - ongoing**
- Third Phase: 81st to 91 on Mingo (Project 170065B)
- Poe is consultant, Contract fulfilled at 60% plans: contract complete 09.01.2020
- Estimated construction cost is \$ 9 M, does not include ROW or utilities
- Construction funding in 2026 (earliest). Design to be completed at a later date.

14. Project No. 170070

Project Name: Public Schools Safety First Initiative
Representative: Chris Gimmel, COT
Total Funding: \$ 14,500,000.00
Available Funding: \$ 14,500,000.00
Design Firm(s): Lee Engineering, LLC
Contractor: R & L Construction (Bid package 4)
Start Date: 02.07.23 (Bid package 4)
Scheduled Completion: TBD

- Bid package 1, 2 and 3 – complete
- Bid package 4
 - Project consists of signing, pavement marking, sidewalks, drainage improvements, pavement, lighting, and traffic signal improvements at Priority 3, 4, and 5 schools, and bus shelter construction at Priority 1-5 schools.
 - Change Order to reduce number of site and/or scope of work to fit within budget defined by TPS. Bid award on Mayor’s agenda 01.04.23
 - Pre-work held 02.07.23
 - Construction is **44%** complete

15. Project No. 170080

Project Name: Citywide Commercial Revitalization
Representative: Michelle Barnett, Partner Tulsa

Total Funding: \$ 3,600,000.00
 Available Funding: \$ 1,454,393.39 remaining (as of June 2022)
 Design Firm(s): Place Dynamics, Inc., Medium Giant

- Retail Market Study by Place Dynamic, Inc. (\$125K) completed January 2019
 - will inform use of Commercial Revitalization fund, as well as assist Route 66 Commission in targeting Route 66 funds
- Project 1: \$100K – Medium Giant media strategy consultant
- Launch of a \$150K - \$300K marketing campaign paused until Partner Tulsa hires a Director of Retail Recruitment – **offers made, no hires yet**
 - Once hired, this person will take a comprehensive look at commercial revitalization efforts and the use of remaining funds – planning to have Director hired by Spring 2023 as candidates can be found ongoing
 - Economic Development Manager has been hired to work on business attraction and job creation
- Project 2: \$1.1 million from Commercial Revitalization used to seed Business Resilience and Recovery Fund, reimbursement from CARES act dollars is expected to fully fund the Commercial Revitalization Strategy.
- All funds disbursed
- City has received \$509,232.38 as of 07.12.22 in repayments
- Project 3: \$1.5 million BRT (Bus Rapid Transit) Revolving Loan Fund
- TEDC is evaluating projects for program and providing low to zero interest loans
 - TEDC approved a loan of \$210K loan to Rise and Develop
 - Working on policy updates to expand availability of loans – these policy changes to be advanced through Council in 2023 as part of a comprehensive update to incentive policies. **Policy changes to affect how funds are dispensed ongoing**
- Project 4: \$150K (3 years x \$50K) 4 Destination Districts – INCOG administering: Greenwood, Route 66, Kendall Whittier, and Global District (formerly International District) (21st & Garnett area).

16. Project No. 170080

Project Name: Route 66 Beautification & Reinvestment
 Representative: Dennis Whitaker, INCOG
 Total Funding: \$ 3,700,000.00
 Available Funding: \$ 3,700,000.00
 Design Firm(s): INCOG staff

- Route 66 Commission and Tulsa Planning Office (INCOG) staff providing oversight
- Retail Market Study informed targeted funding uses on corridor
- Uses include marketing, wayfinding, façade grants, neon sign grants and project maintenance.
- 56 neon sign grants in various stages of contracting through installation:
Total for neon signs: \$ 717,243,29 total costs \$ 327,881.64 total grants.
- “Shop Saturday” monthly event continues **ongoing**
- Special Event Grant Draft – Press conference held 01.10.23 to launch the program some inquiries, no applications yet
- Legal department pursuing a trademark designation for Tulsa as, “Capital of Route 66”. **Ongoing**



- OK Tourism and ODOT created a standard statewide historic Route 66 marker sign. Tulsa is preparing to implement the signage along the local alignments. Final documents for bid being prepared. Ongoing, approximately 125 locations planned.
- Neon sign grant requires applicant to be property owner(s) or commercial lessee(s). If a lessee, the Application must include the property owner(s) signature on the Application.
- RFP for Marketing submittals received 05.10.23 and are under review **ongoing**
- **Route 66 Road Fest scheduled for 06.23.23 – 06.25.23**
<https://route66roadfest.com/>

17. Project No. 170085

Project Name: Peoria-Mohawk Business Park
 Representative: Josh Miller, GKFF, Cassia Carr, COT
 Total Funding: \$ 10,000,000.00
 Available Funding: **\$ 6,100,000.00**
 Design Firm(s): Cedar Creek (no Vision funding)
 Contractor: Crossland Heavy
 Start Date: 10.22.2020 (Bid package 3)
 Scheduled Completion: 10.31.2021
 Completion: 05.15.22 (packages 1, 2 and 3).

- Bid package 1 – mass grading with earth change permit – completed 04.30.2020
- Bid package 2 – public road and site utilities – completed 09.30.2020
- Bid package 3 – scope is water line, paving, storm and sidewalks / trail for Mohawk Blvd and the Utica cul-de-sac off 36th street North
- Crossland change order for time additional work (fencing, sidewalk, retaining walk etc.) \$31K and time given for weather and repair of 30-inch waterline by others. Completed 05.15.22.
- Ribbon cutting for Muncie to be scheduled, delayed due to supply chain issues, want facility to be fully operational before schedule **ongoing**
- 61.4% of \$10 million has been expended towards this set of projects.
- Future projects may include extension of Utica, grading, infrastructure, and other public utilities.
- New tenant coming to be announced soon - **no update**

18. Project No. 170100

Project Name: Air National Guard 138FW MTC (Mission Training Center)
 Representative: Mary Kell, COT
 Total Funding: \$ 9,400,000.00
 Available Funding: \$ 9,400,000.00
 Design Firm(s): LWPB Architects
 Construction Manager: Crossland Construction Company, Inc.
 Start Date: 07.01.2018
 Scheduled Completion: 07.01.2020 (Building operational)
 Completion: 01.31.2021

- Artist Agreement executed 03.23.23, **design documents due by 06.30.23.**



- MOU between TAIT, City and TASM executed 04.05.23
- TCAA (Tenant Construction or Alternation Application) – application permit draft underway **with artist and TAIT.**

19. Project No. 170145

Project Name:	Tulsa Arts Commission
Representative:	Roshita Taylor, INCOG
Total Funding:	\$ 2,250,000.00
Available Funding:	\$ 900,000.00

- 1st round of artist grants totaling \$300K, 29 agreements signed by Mayor 09.02.2020
- 2nd round of grants totaling \$300K, 33 agreements approved by Mayor 03.03.2021.
- 3rd round of grants totaling \$150K, 12 agreements approved by Mayor 06.08.2022
- 4th round of grants totaling \$150K opened to artists on 10.01.22
 - Vision Arts 4 final recommendations to Arts Commission 03.03.23
 - The Mayor signed off on the recommendation on 03.22.23.
 - Public announcements made **04.14.23, list of awardees included in this report**
 - Contracts sent to the awardees to be signed on 05.04.23
 - **9 of 17 contracts signed by Mayor 06.07.23.**
 - Organizations have from 07.01.23 until 06.30.24 to use funding for Eligible Expenses.

Vision Arts 4 Grant Winners Announced

4/14/2023

The City of Tulsa, Tulsa City Council and the Tulsa Arts Commission are pleased to announce the selected Vision Arts 4 grantees. Since this Vision Tulsa program began, this is the fourth installment of \$150,000 in grants to local nonprofit arts, humanities, and cultural organizations.

“Tulsans are investing in themselves, their quality of life, and their future through Vision Tulsa,” Mayor G.T. Bynum said. “We see this not only in the structures we are building, but also in the arts experiences that we are supporting through the Vision Arts program. Tulsa’s arts scene benefits from these grant funds, making possible more art offerings to the public and more arts jobs created, strengthening Tulsa’s economy and attractiveness as a tourist destination.”

Vision Arts supports organizations and activities that provide quality arts and cultural programming to the citizens of Tulsa while simultaneously promoting and encouraging tourism and economic development throughout the city.

Funds for the program are made possible through the Vision Tulsa economic development package approved by Tulsa voters in April 2016.

Awardees were required to specify how their proposal will promote tourism or have an economic impact within Tulsa. The proposals were based upon the following:

- A single event, performance, project, and/or work of art, OR
- A series of events, performances, and/or works of art that are promoted and marketed as a single integrated occurrence, OR
- Another initiative of an arts organization featuring demonstrable economic impacts or the promotion of cultural tourism.

Two City Councilors, Crista Patrick and Lori Decter Wright, serve on the Independent Review Panel to assist the Arts Commission in the review process.

“I am honored to continue to take part in this grant process to help support the arts in our community during a time when it is needed more than ever,” City Council Chair Crista Patrick said. “The arts are crucial during challenging times not only to stimulate the economy, but also to help unite people.”

City Councilor Lori Decter Wright said, “This fourth grant cycle of the Vision Arts Grants brings forward two dozen exciting proposals from Tulsa’s visual and performing arts producers, cultural institutions and creatives. These projects are a boost to our economy and continue to promote Tulsa as destination for world-class art, entertainment and culture for local residents and visitors from across the region and around the globe.”

The program will invest a total of \$76,000 in 14 organizations whose annual donations do not exceed \$400,000/year:

- \$35,000 to five performing arts organizations
 - \$5,000 to Heller Theatre Company
 - \$5,000 to Portico Dance Theatre DBA Oklahoma Movement
 - \$7,500 to Friends of Starlight Concerts, Inc.
 - \$7,500 to Theatre North
 - \$10,000 to Chamber Music Tulsa Inc.
- \$21,000 to three miscellaneous organizations:

- \$8,000 to Historic Greenwood District Main Street
- \$8,000 to J'Parle' Artist Group Inc.
- \$5,000 to MapWorks Tulsa, Inc.
- \$5,000 to one film or media organizations:
 - \$5,000 to Tulsa Inclusive Entertainment
- \$10,000 to one culturally- focused institution:
 - \$10,000 to The Church Studio Music Foundation.
- \$5,000 to one art gallery:
 - \$5,000 to Brady Craft Inc.

Additionally, the program will invest a total of \$74,000 in 11 larger organizations whose annual donations equal or exceed \$400,000/year:

- \$5,000 to one art gallery:
 - \$5,000 to Living Arts of Tulsa.
- \$21,000 to three art museums:
 - \$3,000 to Jewish Federation of Tulsa.
 - \$10,000 to Philbrook Museum of Art, Inc.
 - \$8,000 to The Gilcrease Museum Management Trust.
- \$8,000 to one film or media organization:
 - \$8,000 to Circle Cinema Foundation Inc.
- \$40,000 to four performing arts organizations:
 - \$10,000 to Tulsa Opera.
 - \$10,000 to Choregus Productions, Inc.
 - \$10,000 to Tulsa Symphony Orchestra.
 - \$10,000 to Tulsa Performing Arts Center Trust.

About Vision Tulsa

Vision Tulsa, an \$884 million sales tax renewal package approved by voters in 2016, is making substantial investments in economic development, education, public safety, streets and transportation needs citywide. With citizen priorities providing the driving force behind the creation of Vision Tulsa, transformative projects and enhancements are setting the stage for a bright future for Tulsa.

The article above can be found here:

<https://www.cityoftulsa.org/press-room/vision-arts-4-grant-winners-announced-4-14-23/>



Issue #47 | June 9th, 2023 Vision Tulsa Gilcrease Museum



GILCREASE MUSEUM
Thomas Gilcrease Institute of American History and Art

Weekly Construction Update



Main building view



Foundations for the lower portion of amphitheater in progress.



Structural CMU on L2 is currently in progress.



Overhead MEP pipe and rack are in progress on LL3, LL2, & LL1 & the CUP.



Shoring below L2 cantilever was removed.



Steel framing of the roof in progress.



Issue #47 | June 9th, 2023
Vision Tulsa Gilcrease Museum



GILCREASE MUSEUM
Thomas Gilcrease Institute of American History and Art

Weekly Construction Update

Site Aerial View



(Drone flight: 06/07/23)

Upcoming Work

- Continue Freestanding Mock Up Construction
- Finish Freestanding Mock Up Testing
- Continue Hanging Pipe and Rack for MEP
- Continue Perimeter CMU Wall Construction
- Continue Amphitheater Site Foundation Walls
- Continue Structural Steel Erection at L2
- Start Roof Steel Joists & Decking
- Top-Out Concrete Core Walls
- Finish Stair #2 Construction
- Demobilize Tower Crane
- Continue Interior Framing Layout

Public Safety and Economic Development

Attendees:

Kathy Sebert
Linda Jenkins
Steve King
Ashley Webb
Mareo Johnson
Paul Hassink

**Report
To
Sales Tax Overview Committee
On
Public Safety, Urban Development
and Equipment**

TO: Public Safety, Urban Development and Equipment Subcommittee
Sales Tax Overview Committee

SUBMITTED BY: Marsha Hinds, Lead Engineer
Special Projects Design, Engineering Services Department

DATE: **June 8, 2023**

The status of projects managed by the Special Projects Design section of the Engineering Services Department as of **June 8, 2023** is as follows:

2006 Sales Tax (6009)

Project No. 067520 and 040430-7, Route 66 Xperience, TAC 1011
Budget \$5,000,000

Project Description: Interactive Route 66 Interpretive Center located at the southeast corner of Riverside Drive and Southwest Blvd.

Status: This project is now under the Mayor's office purview. Deputy Mayor Cassia Carr is lead for this project. The Standards, Specifications & Award Committee accepted the Mayor's recommendation on May 5th for the Sharp Development proposal. This begins a process to negotiate a development agreement. This is a fluid process with various components to consider. There are several preliminary steps leading into the process also, so no timeline is initially prescribed until variables are better defined. The discussions are still ongoing with Sharp Development, they are revising their Performa.

Project No. 065100, Contract 32, Misc. Electrical / Mechanical Services Citywide

Consultant: Cyntergy

Status: \$25K agreement executed.

Project No. 065100, Contract 31, Misc. Structural Engineering Services Citywide

Consultant: Wallace Engineering – Structural Consultants, Inc.

Status: The consultant is providing services as requested by the City. Used \$519.9K out of the \$617.5K agreement.

2014 Improve Our Tulsa (6014)

Project No. 145100, ADA Transition Plan – Building

Project Description: Improve accessibility for disabled citizens at various identified City facilities by improving to Americans with Disabilities Act (ADA) standards.

The 2016 Transition Plan Study included the following sites: Municipal / Police Courts, BOK Center, Tulsa City Hall, 23rd and Jackson Facilities, Tulsa Zoo, and Nature Center Maxwell Convention Center = The Maxwell Convention Center items were taken care of in the Vision Tulsa Cox Business Center project.

Animal Shelter = The Animal Shelter items will be taken care of in the Improve Our Tulsa Animal Shelter expansion project.

Performing Arts Center = Performing Arts Center items were taken care of in the Improve Our Tulsa PAC renovations project.

Gilcrease Museum = The Gilcrease Museum items will no longer be valid with the new building.

Police- Gilcrease Division = The Police -Gilcrease Division some items will be addressed in the upcoming renovation project.

Authorized \$100K at each of the 3 Police Uniform Divisions. These funds are being incorporated into project 146120.

Status: 911 Center and Forensics Lab requests complete.

Consultant: TODD Architecture Group: GH2

Total Appropriations: \$1,275,000, Balance: \$625K

Held a kick-off meeting with Todd Architecture to restart the design and implementation for additional ADA facility projects on 4/27/22. Site visited Police Courts building 5/23/22, next location to be addressed. Design agreement executed, with Todd Architecture for the Police Courts design, consultant working.

Received preliminary plans 11/30/22, transmitted to reviewers.

City plan review meeting held 12/14/22. We have hired a new Engineer in Special Projects he will be assuming the Project Manger role for this project. A project review meeting was held on 2/2/23 at which we introduced our new PM and discussed various design options. Consultant continues design work. Site walk 3/10/23 went over the designs with the user groups. OTC site walk held 4/10/23 reviewed existing conditions and space usage.

Consultant is reviewing details for code compliance. The Police Courts and OTC ADA projects will be bid as one package. **Consultant working on 95% construction plans.**

Special Projects staff working with Engineering Services Planning section and their consultant on an update to the City of Tulsa Transition plan.

Project No. 145200, ADA Transition Plan – Parks

Project Description: Improve accessibility for disabled citizens at various identified City parks by improving to Americans with Disabilities Act (ADA) standards.

Total Appropriations: \$1,140,000. Balance \$166K

McIntosh agreement for Hunter Park was executed on 11/2/22. Kick off meeting was held 11/7/22, site visit 11/8/22. We have hired a new Engineer in Special Projects he will be assuming the Project Manger role for this project. A review meeting was held on 1/20/23 at which we introduced our new PM and discussed various design options. Consultant working on survey and preliminary plans. Scheduling a project update meeting for late March. Received plans early April, **staff reviewed and returned to consultant. Consultant has submitted 65% plans, to the City 5/5/23. Staff is reviewing them.**

Project No. 145300, Public Facilities – OTC City Hall

Total Appropriations: \$3,295,000. Balance \$1.52M

Consultant: Todd Architecture/GH2

Project SP 22-11. Purchasing put out an Invitation for Sealed bids for the OTC Solar Stairwell Carpet Replacement IFB23-426. Bids opened 3/15/23. Proceeding with awarding the bid for base bid only, in the amount of \$160,905.68, with L&M Office Furniture, LLC. **Processing contract.**

Project No. 145400, Public Facilities – Roofing

Project Description: Inspection, assessment, prioritization, and repairs of roofing for various City facilities.

Consultants: Cyntergy, LLC & SGA Design Group, PC

Total Appropriations: \$3,000,000. Balance \$8K

Status: Combined FS #23 and #25 into one project.

Location	Project #	Status	Consultant	Funding Source
EMF Roof (Electronics Maintenance Facility)	SP 17-05	Lowry Construction contract amount \$1,089,999.67. Construction approximately 65% complete.	SGA	IOT-1 (145400) and IOT-2 (2234B00006) Facilities Roofing
Lacy Rec. Center	SP 21-2	Contractor: American Roofing Construction. Contract amount \$481,100.00. Construction review walk was held 3/7/23	SGA	TIF (7239000)
TFD Station #23 & #25	SP 17-17 & SP 17-18	Bids opened 3/17/23. Construction Contract executed with Sooner Recon, on 5/24/23, in the amount of \$708,135.00. Awaiting Pre-Construction meeting.	Cyntergy	IOT-2 (2234B00006) Facilities Roofing and IOT-2 (2234B00024) Public Facilities Rehab
Mohawk Admin Bldg	SP 22-15	Bids opened 5/5/23. Contractor is Sooner Recon. Contract amount \$1,072,344.00. Processing Construction Contracts.	SGA	TMUA

Project No. SP 21-1, PAC Renovations, Phase 2

Consultant: Beck Associates Architects

Project Description: Williams Theater stage floor replacement.

Contractor: Lowry Construction

Contract Amount: \$482,985.70

Status: Construction Contract executed 12/14/22.

The window for construction at the Williams Theater is July 2023.

Phase 2: Renovations to office spaces.

Status: Consultant completed plans. Mylars signed, Advertising, **Bids opened on 5/19/23.**

Apparent low bidder is Magnum Construction, processing Award of Bid for base bid only in the amount of \$870,512.00.

Project No. SP 16-1-1453XX, PAC Renovations

Consultant: Matrix

Project Description: Combined Project 145350; PAC Renovations, 145340; PAC Fire sprinklers, 145360; PAC Fan coil replacement and 145370; PAC HVAC motor replacement into one design agreement.

Contractor: CEI (Contract # 33312)

Contract Amount: \$1,861,694.12

The City has filed suit. City of Tulsa has been served with discovery requests.

A mediation meeting was held 6/30/22. An updated listing of incomplete and or re-do tasks is being compiled by the City to transmit to the mediator by July 15, 2022. Ultimately CEI will go back on site to finish the contract. Negotiating scope of work. Case No. CJ-2020-2561. One year deadline is July 8, 2023 date case was dismissed.

Project No. 145500, Animal Shelter Expansion, Phase I

Consultant: GH2

Project Description: Renovation and expansion, adding a new Adoptive Center and support areas.

Budget:

Animal Shelter Expansion Ph 1 & 2 145500		
Project #	PROJECT FUNDING	
145500	IOT Ph-1-Ordinance Amount / Allocated Budget	\$2,750,000.00
145500	Spent on Crematorium	-\$89,980.00
145600	Transfer from Ventilation Project	\$44,532.29
2234B00007	IOT Ph-2-Ordinance Amount / Allocated Budget	\$2,080,000.00
	ARPA County	\$500,000.00
	ARPA City	\$2,500,000.00
	Supplemental Appropriation Budget Amendment: Fund 405	\$6,100,000.00
	Total Project Funding	\$13,884,552.29

Construction Manager At Risk: Timberlake Construction

Status: Moving forward with the 36th Street North and west of Sheridan location. The Zoo has voiced concerns. A meeting with the Zoo was held 2/22/23. Our consultant hired an Infectious Diseases Veterinarian to determine best practices for the site. The best practice meeting was

held, attendees included Zoo representatives, Consultant representatives, Animal Welfare representatives, Engineering representatives and the Mayor. We are moving forward with the site. Consultant interviewing the Animal Welfare staff. **Design Review meetings were held May 3, 17 and 31, 2023. Next meeting is scheduled for June 14th.**

Project No. 146110, Police Academy Renovation/Police Courts/Compstat Bldg

Project Description: Phase II: Police Courts and Compstat Bldg items to be worked on elevators, building envelope i.e. roof

Budget \$4.04M, Balance \$1.105M

Status: Facilities Maintenance is scheduling the following upgrades for the Police Courts and CompStat buildings:

Elevator work complete. Additional Jail elevator 'control' work performed.

HVAC renovations which include but not limited to upgrading coils, valves and DD controls,

Plumbing upgrades-replacing galvanized pipe with pex,

Interior and Exterior lighting. Facility maintenance is working with a contractor on an exterior lighting layout and quote. Contractor completed the exterior lighting project. Facilities Maintenance processed a PO to repair high wind damage to the Police Courts roof.

Project No. 146120, Tulsa Police Department, Uniform Divisions Renovations

Project Description: To renovate police facilities to improve efficiency of divisional operations in existing facilities.

Budget: \$3M plus \$300K ADA

Balance: \$2.609M plus the \$300K

Consultant:BKL

Status: Consultant has been working on plans.

New Division Commanders; presented plans to the new Division Commanders. The new Commanders reviewed and made comment of plans. Consultant is addressing the new Commanders inquiries and comments. Preparing to advertise this project. **Processing a design amendment for \$48,750 for additional design services requested by the new Division Commanders at each division location.**

Project No. 146240, Tulsa Fire Department Facilities

Project Description: Rehabilitate garage, training center, storage, and supply at 1760-1790 Newblock Park Drive, HVAC, and external building repairs.

Budget: \$2M, Balance: \$1.757M

Consultant: BKL

Status: Working with Stormwater Design on flooding issues.

Finalizing plans to advertise.

Project No. SP 16-10-1400XX, EMD Facilities Maintenance & Upgrades

Consultant: BKL, Inc.

Contractor: Voy Phase I Construction Contact complete.

Project #140070. Available Balance: \$144K

Project #140080. Available Balance: \$747K

Status: EMD has requested concrete work at the Newblock location. Concrete work complete.

Held a Teams meeting (8/20/2020) with EMD on additional work for various EMD sites.

EMD is preparing a priority listing for a future discussion meeting.

Held another Teams meeting (12-21-20) discussing project priorities.

Items Requested and Completed: concrete work requested at the Eastside Fuel Pump Island, West Yard Truck Wash repair.

Meeting to review status of requested work 2/10/2021.

Items Requested and Completed: Car Wash replacement at the Gilcrease Division, LED lighting at various locations, emergency generators at 470 and 480 West 23rd shops, painting 470/480/490 West 23rd shops, 56th and Garnett fueling island repairs, LED lights and LED glass cover replacements in the paint booth at 1790 Newblock, replacing compressor-shop air supply.

Held another Teams meeting 1/26/22 to discuss additional projects: generator replacement at Newblock was requested, moving forward to have Cyntergy prepare construction documents.

Purchase Order for the new generator has been processed and sent to the vendor.

5/12/22 EMD requested a new A/C unit for the 1720 Newblock Parts Room. Item was approved, writing a PO for the purchase and install.

EMD requested a new monitoring system for leakage protection of hydrocarbons.

The leak protection request was approved and a PO is being prepared.

Another PO was written for above ground piping and fuel tank blasting and painting due to corrosion.

2019 Improve Our Tulsa

Project No. SP21-5

Project No. 2234B00006

Project Description: Citywide Public Facilities-Roofs

Ordinance Amount \$2.46M, Available \$0K of \$1M

Consultant: GH2-Parks, Todd-Parks, BKL -TMUA, JCJ -TMUA projects

Contractor: **Lowry**

Contract Amount: \$616,909.30 of \$1,089,999.67 total contract for **EMF roof**

Construction status: Contractor working.

Design Status: Consultants working on assigned projects.

Project No. 2234B00007

Project Description: Animal Shelter Phase II,
Combined with Project #145500 listed above.

Project No. 2234B00008

Project Description: One Technology Center-Maintenance & Rehabilitation

Ordinance Amount \$1M, Available \$275K of \$300K

Consultant: Wallace: Design and inspection fees thus far \$11K

Contractor: Impact

Contract Amount: Total contract amount \$110K, funds from this project no. \$10K

Status: Funds used for project SP 22-01, R2: OTC Parking Garage repairs.

Held final walk thru 2/23/23, no punch list, awaiting closeout documents.

Project No. 2234B00024

Project Description: CW- Public Facilities Rehab/Repair

Ordinance Amount \$7M, Available \$265K of \$600K

Status: Facilities Maintenance is working with a Heat and Air company to review various sites for HVAC upgrades. Should improve efficiency and lower power consumption. Supplemented roofing contract 135929 at FS#23 and FS#25.

Project No. 2234B00025

Project Description: ADA Improvements for City Facilities

Ordinance Amount \$5M, Available \$350K

Consultant:

Contractor:

Contract Amount:

Status: Construction money for designs from IOT-1

The following projects have not received any funding yet.

Project No. 2234B00028

Project Description: Police Courts Building

Ordinance Amount \$1M, Available \$0

Consultant:

Contractor:

Contract Amount:

Status:

Project No. 2234B00029

Project Description: 600 Civic Center-Equipment Relocation

Ordinance Amount \$200K, Available \$0

Consultant:

Contractor:

Contract Amount:

Status:

Project No. 2234B00027

Project Description: ADA Improvements for City Parks

Ordinance Amount \$3M, Available \$0

Consultant:

Contractor:

Contract Amount:

Status:

**Tulsa Fire Department
Sales Tax/Bond Projects Report
06/03/2023**

Mike Mallory
Physical Resource Chief
Office 918-596-1230
Mobile 918-527-0262
mmallory@cityoftulsa.org

Command Vehicles

Improve Our Tulsa funds

P.O. #220619 Car 642 Total less equipment for \$39,215.00

P.O. #220707 Car 835 Total less equipment for 35,453.50

- District Chief Car 642 at Station 22, 7303 East 15th Street
- Shift EMS Officer Car 835 Field Operations, Station 1, 1420 Charles Page

Both vehicles are receiving final communications equipment.

Urban Search & Rescue Vehicles (Pickups)

P.O. #220708 Improve Our Tulsa funds Total \$86,208.00

USAR #2 and #3 @ 2819 North New Haven

The first USAR truck has been provided with the basic equipment and delivered to USAR for use. Additional will be added as time and resources become available. The second USAR truck was just received and is in the process of being prepared.

Four Specified Engines

P.O. #220463 Improve Our Tulsa funds Total of \$3,636,115.60

All four Engines are in-service.

Two Specified Ladders

P.O. #220464 Improve Our Tulsa funds Total of \$2,975,905.94

Two 107-ft aerial ladders have been ordered. The apparatus will be identical in appearance and operation as the two ladders that were delivered earlier this year. The apparatus is likely to be delivered in November 2022. A preconstruction meeting was held here in Tulsa on April 6th. A few changes were made with the greatest being the addition of changing the rear axles to steer axles to increase maneuverability. The apparatus are scheduled for completion in October 2022. Informed that there is a back

order on rear suspension parts which will result in as much as a six-month delay in production. No new activity

Eight Engines

P.O. 221308 ARPA funds Total of 7,210,986.16
Funded through ARPA, Eight Engines were ordered from Pierce Manufacturing on 1/26/2022. Delivery is currently forecasted for 18.5 months. No new activity

Two Aerials

P.O. 221309 Combination of ARPA and Improve Our Tulsa funds
Total of \$3,077,455.08
Funded through ARPA, Eight Engines were ordered from Pierce Manufacturing on 1/26/2022. Delivery is currently forecasted for 18.5 months. No new activity

Emergency Purchase of Three Stock Aerial Ladders

P.O. 20230281 Combination of Improve Our Tulsa and SAFER funds
Total \$4,953,841.62

All three of the three stock aerial ladders are currently in production and can be seen at www.conradfire.com beneath the tab for apparatus in production. The first aerial has been delivered and is in the process of being prepared for service. Pierce will provide training on its use on January 17, 18, and 19. The apparatus is expected to be placed into service in early February. Though it is currently designated as a reserve, it will likely be placed temporarily into service as Ladder 26 until the specified aerials arrive later this calendar year. The two remaining stock aerials are nearing completion and will be inspected at the manufacturing plant the week of February 12th. Awaiting receipt of generator, ground ladders, and MSO from Pierce and Conrad Fire Equipment for the first unit. Preparation for service will begin after the four Engines are finished and sent to Training. Preparation and training continue. All three are expected to be placed into service by June 2nd. Preparations continue. Also, one of the trucks has an issue with the fire pump transmission and has been taken to the dealer's shop in OKC for repair. It isn't expected to be returned until late June. The other two should go into service before July.

Technical Heavy Rescue

Requisition 20232487
To be funded through SAFER funds. Estimate \$2,006,959.45
Awaiting issuance of a P.O.
Delivery expected 32 months from date of P.O. No new activity.

Extended Cab Air Trucks

Requisition 20220688

Requisition is for two F-550 extended cab 4x4 mini-rescue body Air Trucks.

Awaiting issuance of a P.O. The estimate of the P.O. for quantity of two is \$689,858.66

Delivery expected 30 months from date of P.O.

No new activity.

A third Air Truck will likely be requisitioned in July of similar design but with a crew cab chassis for assignment to the HazMat team. The concept is that they could use the smaller truck for natural gas leaks and response to carbon monoxide alarms without the deployment of the large heavy rescue sized apparatus.



INTEROFFICE CORRESPONDENCE

TO: Sales Tax Oversight Committee (STOC)
FROM: Deputy Chief Dennis L. Larsen
DATE: June 5th, 2023
SUBJECT: Tulsa Police Fleet Activity



Fiscal Year 2023 Tulsa Police Fleet Vehicles

- 76** - Total number of Marked Police Utility Interceptors have been ordered.
- 60** - Have been received, with 54 of the units upfitted and deployed, with 6 still in the upfit process.
- 5** - Ford F150 Trucks have been ordered and received, all have been placed in service.
- 2** – Ford F250 Trucks have been ordered, received, and placed in service.
- 1** - Ford Transit Bomb Squad Technician Van ordered, received, and placed into service.
- 2** – Ford Edges were ordered, received, and placed into service.
- 1** – Ford Escape was ordered, received, and was placed into service.

Police 1 - Tail Number: N301TP -

Is a 2013 Airbus AS350B2. It is fully operational and is currently slated for replacement in late 2023.

Police 2 - Tail Number: N302TP - 2019 Airbus AS350B3 and is fully operational.

New helicopter: City of Tulsa Purchase Order **231494** was issued on December 22, 2022, for a 2023 Airbus H125. This aircraft will replace our current Police 1, the 2013 Airbus AS350B2 listed above, and should be placed in service late 2023.



Parks

Attendees:

Kathy Sebert
Linda Jenkins
Steve King
Ashley Webb
Mareo Johnson
Paul Hassink

Parks STOC Report

06/08/23

Submitted To: Public Safety, Urban Development and Equipment Subcommittee Sales Tax Overview Committee

Submitted By: Gary Schellhorn, Resource and Facilities Coordinator, Special Projects Design, Engineering Services Dept.

1. McCLURE PARK SLIDE / PLUNGE POOL (147500-1R)

- 7440 E. 7th Street – District 3
- 2014 Sales Tax – part of McClure Pool Reconstruction Project (\$406,000)
- Old slide tower removed starting April 26, 2023.
- **Project to provide shade shelter with tables and benches that can be used for the pool patrons.**
- **Conceptual drawings are being prepared.**
- **Vegetation has been cleaned out of existing fenced area. The slide tower and railings have been removed.**

2. LANGENHEIM PARK PLAYGROUND AND SAFETY SURFACING (147520J)

- 4701 South Harvard Ave – District 9
- 2014 Sales Tax (6014-5455101-005011147520)
- Budget: \$275,000 (\$30k in FY2018 and \$245k in FY 2020)
- Consultant: LandPlan Consultants
- Design Fees: \$33,299.90 / fees spent = \$23,661.90 / fees remaining balance = \$9,638.00
- A privately funded playground was installed in 2016.
- Funding balance remaining for improvements = \$251,338.10
- Reallocate of the funding is requested to go to Whiteside Park for site design for an all-inclusive playground in conjunction with a private donation for the playground. (See #3 below)

3. INCLUSIVE PLAYGROUND (located at Whiteside Park)

- 4009 S. Pittsburg Ave. – District 9
- 2014 Sales Tax (6014-5455101-005011147520) and Private Funding from the Burnstein Foundation
- Consultant: LSI Playgrounds and Landplan Consultants
- Bids for the Site Work Project opened April 14, 2023. Successful bidder is Magnum Construction with a cost of \$458,928 for base bid and alternate 3 for solar lights.
- **The playground equipment is being installed. All large play items are to be installed by June 5th. Railings and small items to begin installation on June 6th.**
- **The single use restroom facility in the Center has been completed, which includes access from the exterior of the building in addition to access from inside.**



Parks STOC Report

06/08/23

4. MINSHALL PARK PLAYGROUND AND SAFETY SURFACING (147520L)

- 7404 South Kingston Ave – District 8
- 2014 Sales Tax (6014-5451101-005011147520)
- Budget: \$275,000 (\$30k in FY2018 and \$245K in FY2020)
- Consultant: LandPlan Inc.
- Design Fees: \$33,299.90 / fees spent = \$23,661,90 / fees remaining balance = \$9,638.00
- Design began on August 23, 2018 – Preliminary Design review meeting was held December 21, 2018.
- Funding balance remaining for improvements = \$251,338.10
- Neighborhood Association's desired improvements to the Park include trail repair, new benches along the trail, repairs to the gazebo floor slab, and dredging/cleanup of the pond. Stormwater Design is managing the design and construction work.
- **Construction continues. Punch List Inspection was held September 14, 2022.**
- **Work remaining is installation of 6 benches and completion of sod.**

5. REED PARK SWIMMING POOL RECONSTRUCTION (147120)

- 4333 S. Yukon Ave. – District 2
- 2014 Sales Tax (6014-5451101-005011147120)
- Budget: \$2,410,000 (\$300k in FY2019 AND \$2,110K in FY2021)
- Consultant: Alaback Design Associates
- Design Fees: \$299,986.04
- Design is complete –Mylars submitted on August 17, 2020
- Advertising for bids began December 11,2020 and will open on January 29, 2021.
- The bid is being awarded to Magnum Construction at a cost of \$2,650,000.00.
- Construction began August 12, 2021.
- Punch List Inspection was held on October 12, 2022. Contractor has completed all corrections.
- **Project is complete. Pool opens June 3, 2023.**



Parks STOC Report

06/08/23

6. REED PARK WATER PLAYGROUND (147190)

- 4333 S. Yukon Ave. – District 2
- 2014 Sales Tax (6014-5451101-005011147190)
- Budget: \$500,000 (\$60k in FY2019 AND \$440K in FY2021)
- Consultant: Alaback Design Associates
- Design Fees: \$57,347.87
- Punch List Inspection was held on October 12, 2022. Contractor has completed all corrections.
- New water line has been installed.
- **Project is complete and is open for public use.**



7. CARL SMITH IMPROVEMENTS (147270)

- 17120 E. 21st Street – District 6
- 2014 Sales Tax
- Budget: \$185,000 (\$25,000 in FY2020 and \$160,000 in FY2021)
- Consultant: Method Architecture
- Design Fees: \$22,173.63
- Scope of work: HVAC improvements, flooring, painting, and roofing at Carl Smith Office, Concession, Restrooms, and Tournament Office.
- Design began October 30, 2019 – Mylars submitted on September 28, 2020.
- Advertising for bids began October 23, 2020 with bids opening December 11, 2020. 3 Bids were received – the low bid was \$307,138 which was 20% over the project budget. Bids were rejected.
- Bids opened on November 19, 2021. One bidder submitted a bid of \$415,920 which is \$165,920 over the budget. The bid has been rejected.
- The project will be completed with City of Tulsa annual contracts. Electrical work for the project has been completed. **Additional Purchase Orders for painting, HVAC, and flooring are being prepared to complete the Project.**

Parks STOC Report

06/08/23

8. SAVAGE PARK IMPROVEMENTS (147230)

- 17800 E. 21st Street – District 6
- 2014 Sales Tax
- Budget: \$120,000 (\$15,000 in FY2019 and \$105,000 in FY2020)
- Consultant: Method Architecture
- Design Fees: \$22,173.63
- Scope of work: HVAC improvements, flooring, painting, and roofing at Savage Park Concession, Restrooms.
- **Project design, advertising, and construction in conjunction with Carl Smith Improvements.**

9. WOODWARD PARK IMPROVEMENTS (147250)

- 2324 S. Rockford Ave. – District 4
- 2014 Sales Tax (147250.ArchEngr.)
- Budget: \$4,850,000 (\$870k in FY20 and \$3,980k in FY21)
- Consultant: LandPlan Consultants, Inc.
- Kick-off meeting was held June 10, 2020.
- Final Public Meeting has been delayed coordinating with Stormwater Design concerning the adjacent 90-inch stormwater line at the bottom of the azalea garden slope. Stormwater Design to reroute part of the stormwater line (design and construction costs to be provided by Stormwater Design Department)
- 95% review meeting was held with the consultant on November 18, 2022.
- **100% design was submitted on April 21, 2023. Staff is reviewing the documents in preparation for advertising for bids. Plant schedule and tree protection procedures are being reviewed.**
- **Advertising for bids is scheduled to begin in July 2023 and open in August 2023.**
- **Construction is anticipated to begin in October 2023.**

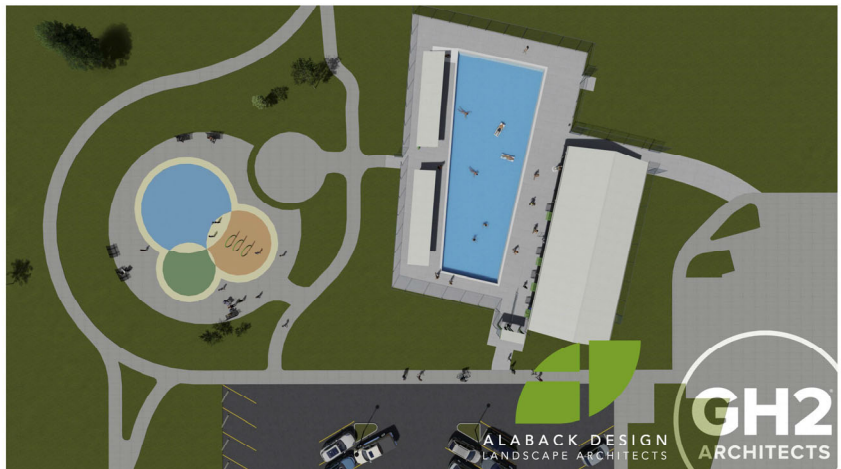


Parks STOC Report

06/08/23

10. CHAMBERLAIN PARK POOL RECONSTRUCTION (147300)

- 4940 North Frankfort Ave. – District 1
- 2014 Sales Tax (147300.ArchEngr.)
- Budget: \$2,424,185
- Consultant: Alaback Design Associates
- Design Fees: \$266,583.77
- Community Outreach resulted in approval of Pool being constructed at Chamberlain Park – Brown Ordinance processed.
- Contract was approved March 9, 2022. Design Kick-off meeting was held March 17th.
- 95% Design Documents were submitted on November 9, 2022. A review meeting was held on Nov. 29, 2022.
- **100% Documents were submitted on January 17, 2023 and are being reviewed by staff.**
- **Coordination with Privately Funded site improvements continues to coordinate utilities and systems serving the pool bathhouse.**



11. TULSA ZOO CARNIVORES (147150)

- 5701 East 36th Street North. – District 1
- 2014 Sales Tax and Private Funding
- Budget: \$8,000,000 (2014) + \$20,920,000 (Private) = \$28,920,000 funding secured to date
- Current Cost Estimate = \$37,000,000
- Consultant: WDM (contract is with TZMI) / Flintco Construction has been selected as the CM Manager.
- **Consultant is preparing 95% Construction Documents for submittal in June 2023.**
- **Cost control activities continue to reduce overall costs of the project – reduced length of Boardwalk; removal of train depot complex; changed viewing building from round to square.**
- **Additional private funding is being raised to accommodate increased construction costs.**

Parks STOC Report

06/08/23

12. GREENWOOD CULTURAL CENTER FACILITY REHABILITATIONS

- 322 North Greenwood Ave. – District 1
- IOT2 Sales Tax (2234B00000)
- Budget: \$5,340,000
- Interim Repair costs = \$195,044.48
- Design Fees: \$693,536.56
- Consultant: JCJ / Moody Nolan Architects.
- Design agreement approved 2/02/2022.
- Kick-off meeting was held February 17, 2022.
- Facility assessment and project scoping meeting was held March 1, 2022.
- Draft Master Plan and assessment report was submitted May 20, 20 22 with a review meeting held on June 28, 2022.
- Master Plan was submitted on September 30, 2022.
- **The contract amendment for the design phase was approved 4/5/2023. A design kick-off meeting was held May 2, 2023.**
- **The Greenwood Cultural Center Board has begun a Visioning Campaign to study and determine the overall vision for GCC. Fundraising for the vision will be a part of this Vision Campaign. Vision Meetings will be held May 16th and June 16th. Fundraising will start following the Vision Meetings.**
- **Current design on the facility improvements is on-hold until the Vision / Funding items are identified.**

13. FRED JOHNSON PARK IMPROVEMENTS

- 6002 South Riverside Drive – District 7
- IOT2 Sales Tax (2244P00012)
- Total Budget: \$3,125,000
- Master Plan Budget: \$39,950
- Master Plan Consultant: Greenplay / Berry Dunn Consultants
- Information gathering meeting with Berry Dunn and City staff was held on March 3, 2022.
- A Community outreach event was held on May 14th, with interviews the following week.
- Design Charrettes were held on June 8, 2022 and July 7, 2022.
- The final community outreach session was held August 27, 2022.
- Final Master Plan documents have been submitted.
- **Consultant selection: Landplan Consultants has been selected as the design firm for the project.**
- **A Construction Manager has also been decided to be selected for the project. The process for selection of the Construction Manager has begun.**

14. SWAN LAKE FOUNTAIN REHABILITATION (2242P00030)

- 1573 Swan Drive – District 4
- IOT2 Sales Tax (2244P00030)
- Total Budget: \$1,700,000
- Scope: Rehabilitation of the historic Swan Lake Fountain and improvements to the water quality of the lake.
- Consultant: Alaback Design Associates, Inc.
- Design Fees: \$203,825.55
- Design agreement has been approved – the Design Kick-off meeting was held May 12, 2022.
- Geotechnical investigations and Preliminary Design have been completed.
- 25% Review Drawings were submitted on July 6, 2022 with a review meeting held August 4th.
- A Neighborhood Meeting was held September 20, 2022.
- 65% Design Drawings were submitted on January 23, 2023.
- **95% design drawings originally scheduled to be submitted May 15, 2023 will be submitted on June 16, 2023.**
- **Advertising for bids is rescheduled for August 2023 with construction to begin in November 2023.**

Parks STOC Report

06/08/23

15. CARBONDALE PARK PLAYGROUND AND SURFACING (14750c)
 - 2802 W. 48th – District 2
 - IOT Sales Tax (6014-5451101-005011147520)
 - Total Budget: \$275,000
 - Contractor: ACS Solutions Inc.
 - Cost: \$141,900.59
 - **Playground is completed and open for public use.**

16. SCHLEGEL PARK PLAYGROUND AND SURFACING (14750g)
 - 3825 W. 53rd. PI – District 2
 - IOT Sales Tax (6014-5451101-005011147520)
 - Total Budget: \$275,000
 - Contractor: ACS Solutions Inc.
 - Cost: \$112,984.92
 - Purchase Order has been released through the Source Well state contract to ACS Solutions Inc.
 - **Playground and artificial turf have been installed. Punch list items are being performed.**

17. WEST HIGHLAND PARK PLAYGROUND AND SURFACING (14750v)
 - 2626 W. 61st – District 2
 - IOT Sales Tax (6014-5451101-005011147520)
 - Total Budget: \$275,000
 - Contractor: ACS Solutions Inc.
 - Cost: \$122,257.56
 - Purchase Order has been released through the Source Well state contract to ACS Solutions Inc.
 - **Playground and artificial turf have been installed. Punch list items are being performed.**

18. OWEN PARK CENTER IMPROVEMENTS
 - 560 N. Maybelle Ave. – District 1
 - IOT2 Sales Tax – Parks Facilities
 - Total Budget - \$50,000.00 (interior) + \$80,000 (roof) = \$130,000.00
 - **Total Expenditures - \$141,525.00 (savings of \$24,478.00 in roofing costs at Owen Center helps to offset the overages in these remaining items)**
 - New storefront entrance – **Purchase Order has been approved with Apax Glass (\$5,000)**
 - Remove existing entry doors – **Purchase Order has been approved with Apax Glass (\$1,000)**
 - Relocate fire alarm pull station – cost TBD
 - New panic hardware and exit signs on 2 doors – cost TBD
 - New drinking fountains – **completed by Staff**
 - New VCT floor and base in annex – **completed by Staff**
 - HVAC split unit in new entry – cost TBD
 - Gym floor repairs – **in process by Purchasing Bid – Ascension Grant**
 - Replace glass in gym windows – **Purchase Order has been approved with Apax Glass (\$80,003)**
 - Finish back side of partition wall – **completed by Staff**
 - Replace low roofs - **roof replacement completed – Allwine Roofing (\$55,522)**

19. ZINK PARK EROSION AND SITE REPAIRS
 - 3216 S Trenton Ave.- District 4
 - IOT2 Sales Tax (2244B00009)
 - Total Budget: \$151,800
 - Consultant: Wallace Engineering
 - Design Fees: \$10,500.00
 - Design review drawings received May 5, 2023 and have been reviewed by staff.
 - **Corrections to plans are being coordinated with the consultant.**

Parks STOC Report

06/08/23

20. 1712 CHAS PAGE PARK MAINTENANCE ROOF REPLACEMENT

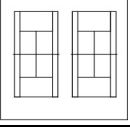
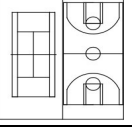
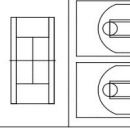
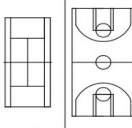
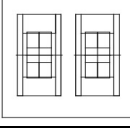
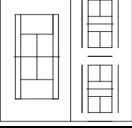
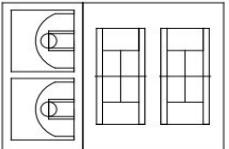
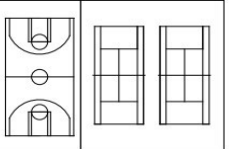

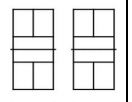
- 1712 Charles Page Blvd. – District 1
- IOT2 Sales Tax (2244B00009)
- Total Budget - \$358,399
- Consultant: GH2 Architects
- Design Fees: \$35,378.00
- **Design continues - Final Design drawings are being prepared.**

21. MOHAWK STATION MAINTENANCE ROOF REPLACEMENTS

- 4508 E. Mohawk Blvd. – District 1
- IOT2 Sales Tax (2244B00009)
- Total Budget - \$183,084
- Consultant: Todd Architects / GH2 Architects
- Design Fees: \$16,327.00
- **Design continues - Final Design drawings are being prepared.**

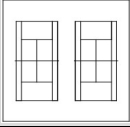
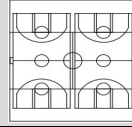
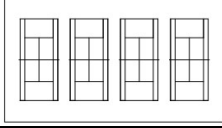
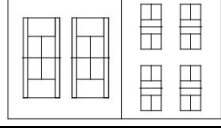

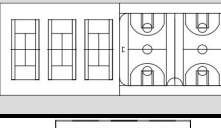
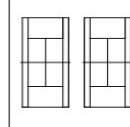
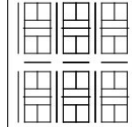
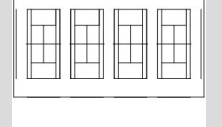
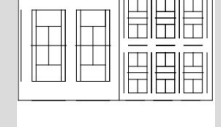
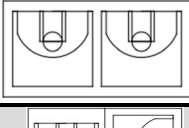
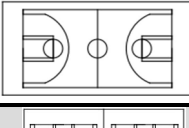
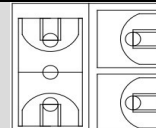
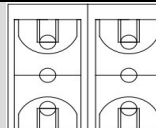
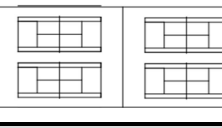
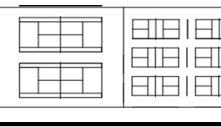
22. TENNIS COURT REHABILITATION

- Parks System Wide
- IOT2 Sales Tax (2244P00011)
- Budget: \$1,200,000
- Project is to repair and resurface tennis and sports courts, provide new nets, screens, fencing, and new sports striping.
- Specifications have been prepared and submitted to Purchasing for Bidding.
- **Purchasing Bid opened April 13, 2023. 4 bids were submitted.**
- **Staff has selected 2 contractors who submitted the lowest responsible bids.**
- **Total Estimated Improvement Costs: \$1,110,483.00**
- **Construction cost: \$945,774.00**

Park	District	Court	Action	Total Cost	Current Configuration	Proposed Configuration
Challenger 7	2	Tennis Court	Re-Key, Refinish	40,510.00		
		Tennis Court	Convert to Bball			
Norvell	3	Tennis Court	Refinish	41,030.00		
		Bball Half Court	Convert to single full court			
		Bball Half Court	Convert to single full court			
Braden	5	Tennis Court	Add 2 pickleball, refinish tennis	32,230.00		
		Tennis Court	Add 2 pickleball, refinish tennis			
Aaronson	7	Tennis Court	Refinish, Repair Fence	50,260.00		
		Bball Half Court	Convert to Single Full Court			
		Bball Half Court	Convert to Single Full Court			
		Tennis Court	Refinish, Repair Fence			
Carbondale	2	Bball Half Court	Convert to 2 pickleball	33,573.00		
		Tennis Court	Convert to Bball			

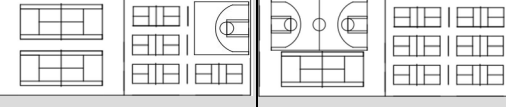
Parks STOC Report

06/08/23

Cowan	5	Tennis Court	Convert to Bball, soccer	37,610.00		
		Tennis Court	Convert to Bball, soccer			
Explorer	7	Tennis Court	Refinish	49,370.00		
		Tennis Court	Refinish			
		Tennis Court	Convert to Pickleball			
		Tennis Court	Convert to Pickleball			
Hicks	7	Tennis Court	Refinish	67,494.00		
		Tennis Court	Refinish			
		Tennis Court	Refinish			
		Tennis Court	Convert to Soccer/Bball			
		Tennis Court	Convert to Soccer/Bball			
Langenheim	9	Tennis Court	Convert to Pickleball	28,530.00		
		Tennis Court	Convert to Pickleball			
McClure	3	Basketball Court	Refinish	95,930.00		
		Basketball Court	Refinish			
		Tennis Court	Refinish			
		Tennis Court	Refinish			
		Tennis Court	All sports/bike polo court			
		Tennis Court	All sports/bike polo court			
		Tennis Court	Convert to Pickleball			
Norberg	6	Tennis Court	Refinish	58,830.00		
Tennis Court	Refinish					
Bball Half Court	Convert to single full court					
Bball Half Court	Convert to single full court					
Ute	3	Basketball Court	Maintain	35,830.00		
		Bball Half Court	Convert to single full court			
		Bball Half Court	Convert to single full court			
Zink	9	Tennis Court	Refinish	30,010.00		
		Tennis Court	Refinish			
		Tennis Court	Pickleball			
		Tennis Court	Pickleball			
Henthorne	9	Basketball Court	Refinish	70,550.00		
		Tennis Court	Refinish			
		Tennis Court	Refinish			
		Tennis Court	Refinish			
		Tennis Court	Refinish			
Zeigler	1	Tennis Court	Refinish	52,220.00		
		Tennis Court	Refinish			
		Basketball Court	Refinish			
		Basketball Court	Refinish			
Crutchfield	1	Bball Half Court	Maintian	9,535.00		
Leake	8	Tennis Court	Refinish	23,510.00		
		Tennis Court	Refinish			
Rose Dew	6	Bball Half Court	Maintain	12,485.00		
Starks Cheyenne	1	Basketball Court	Refinish	23,510.00		
		Tennis Court	Refinish, pickleball overlay			
Terwilliger	1	Bball Half Court	Maintain	9,535.00		

Parks STOC Report

06/08/23

Admiral	3	Bball Half Court	Refinish	35,830.00		
		Bball Half Court	Refinish			
		Basketball Court	Refinish			
Clark	3	Basketball Court	Maintain	18,310.00		
		Basketball Court	Maintain			
Lakeview	1	Bball Half Court	Maintain	9,535.00		
Manion	9	Basketball Court	Maintain	45,422.00		
		Tennis Court	Maintain			
		Tennis Court	Maintain			
		Tennis Court	Maintain			
Whiteside	9	Tennis Court	Maintain	20,182.00		
		Tennis Court	Maintain			
Heller	9	Tennis Court	Maintain	60,000.00		
		Tennis Court	Convert to Full Basketball			
		Pickleball	Maintain			
		Pickleball	Maintain			
		Pickleball	Maintain			
		Bball Half Court	Convert to 2 Pickleball			
Tracy	4	Tennis Court	Maintain	54,112.00		
		Tennis Court	Maintain			
		Tennis Court	Maintain			
		Tennis Court	Maintain			
		Tennis Court	Maintain			
		Tennis Court	Maintain			
Berry	1	Tennis Court	Refinish	41,030.00	On-hold to coordinate with Private Funded Project	
		Basketball Court	Refinish			
Chamberlain	1	Garden (Tennis Court)	N/A	23,510.00	On-hold to coordinate with Private Funded Project	
		Tennis Court	Refinish			
		Basketball Court	Refinish			
		Basketball Court	Refinish			

23. REED PARK CENTER ROOF REPLACEMENT (SP23-6)

- 4333 S. Yukon Ave. – District 2
- IOT2 – Parks Facilities
- Consultant: GH2 Architects
- **Existing roof and structure have been inspected / evaluated to determine the scope of repairs / replacement.**
- **Consultant is preparing fees and schedule for design services.**

24. CRAWFORD PARK SHELTER ROOF REPLACEMENT (SP23-7)

- 2425 N. Hartford Ave. – District 1
- IOT2 – Parks Facilities
- Consultant: GH2 Architects
- Design Fees: \$22,421.23
- Existing roof has been inspected / evaluated.
- **65% design documents are being prepared.**
- **Advertising for bids is scheduled to begin in July 2023.**

25. CARL SMITH PARK SEWER LAGOON EXPANSION AND REPAIR (SP23-4)

- 17120 E. 21st Street – District 6
- IOT2 Sales Tax – Park Facilities
- Budget: \$650,000
- **Consultant: Consultant selection is underway. Proposals were submitted May 4, 2023 and are being evaluated by staff.**
- **Other options other than a Lagoon for sewer service are being evaluated by staff.**
- **Expansion of the existing sanitary sewer lagoon system to meet current needs and codes.**

Parks STOC Report

06/08/23

26. HICKS PARK REC. CENTER IMPROVEMENTS

- 3443 S. Mingo Rd. – District 6
- IOT2 Sales Tax – Park Facilities
- **Purchase Order (Bacco) – repaint exterior walls of Rec. Center - \$34,167.90 (approved)**
- **Purchase Order (Bacco) – repair / replace flooring in craft room, - \$8,949.10 (approved)**
- **Work to be performed in late May 2023.**

27. 1712 CHAS PAGE PARK MAINTENANCE WIRELESS ACCESS

- 1712 Charles Page Blvd. – District 1
- IOT2 Sales Tax (2244B00009)
- Total Budget - \$10,000
- **Purchase Order (LynxSystems) - \$3,926.71 (approved)**
- **Purchase Order (CBTS) – \$5,988.00 (pending)**

Sewer, Stormwater, and Transportation

Attendees:

Kathy Sebert

Steve King

Paul Hassink

CITY OF TULSA, OKLAHOMA
SALES TAX OVERVIEW COMMITTEE
TRANSPORTATION PROJECTS STATUS REPORT

Design & Construction as of: 06/01/23

DESIGN										CONSTRUCTION				
Budget Number	Project Description	Estimated Start Date	Anticipated Completion Date	Engineer	Contract Amount	Pct Compl	Adv or Contract Award Date	Currently Anticipated Completion Date	Contractor	Contract Amount	Pct Compl			
FUND 405 - SALES TAX FUND (2014)														
144017	Arterial Street Rehab													
a	Charles Page Blvd. - 33rd W. Ave. to 25th W. Ave.	Jun-15	Sep-17	Garver	\$206	80%								
b	49th W. Ave. - Edison St. to Charles Page Blvd.	May-18	Apr-19	CEC	\$165	80%								
c	Ulrica Ave. - Pine St. to Admiral Blvd.	Nov-15	Apr-16	CEC	\$528	85%								
d	Lewis Ave. - 36th St. N. to Apache St.	Jun-18	Dec-18	Cyntergy	\$118	95%								
e	Southwest Blvd. - W. 23rd St. to W. 31st St.	Dec-16	Sep-17	Dewberry/Poe	\$300	95%		Jul-22	Dec-23	Becco	\$7,097	76%		
f	Southwest Blvd. - W. 31st St. to W. 40th St.	Dec-16	Sep-17	Dewberry/Poe	\$315	95%		Jul-22	Dec-23					
g	Union Ave. - Southwest Blvd. to W. 41st St.	May-15	Sep-17	Dewberry	\$158	95%								
h	Union Ave. - W. 51st St. to W. 61st St	Jun-15	Aug-17	Garver	\$157	100%			Jan-21	Aug-21	Elisworth	\$1,598	100%	
j	Pine St. - Harvard Ave. to Yale Ave.	May-18	Apr-19	Benham	\$289	90%								
k	Admiral Pl. - Lewis Ave. to Harvard Ave.	Jan-18	Aug-18	BKL	\$253	90%								
l	Admiral Pl. - Harvard Ave. to Yale Ave.	Nov-16	Jul-17	Poe	\$325	95%			Feb-21	May-22	Elisworth	\$4,177	100%	
m	Sheridan Rd. - Apache St. to Pine St.	Nov-15	Sep-17	AAB	\$156	95%								
o	Mingo Rd. - 36th St. N. to Pine St.	Nov-16	Nov-17	McClelland	\$727	100%			Mar-19	Sep-21	Becco	\$8,435	100%	
p	Mingo Rd. - Admiral Blvd. to 11th St.	Oct-18	Aug-09	Wallace	\$89	90%			Nov-21	Sep-22	Elisworth	\$1,187	100%	
q	11th St. - 89th E. Ave. to Mingo Rd.	Feb-15	Nov-15	CEC	\$162	100%			Apr-19	Oct-19	Elisworth	\$1,631	100%	
r	15th St. - Peoria Ave. to Lewis Ave.	May-15		Garver	\$248	100%			Sep-19	Nov-20	Crossland	\$3,094	100%	
s	15th St. - Lewis Ave. to Harvard Ave.	Jan-17	Oct-17	Garver	\$302	90%			Jul-24					
t	Peoria Ave. - Admiral Blvd. to 11th St.	May-18	Feb-19	MARQUARDT	\$214	90%								
u	Peoria Ave. - 11th St. to 21st St.	Feb-16	Nov-16	MARQUARDT	\$252	90%								
v	Ulrica Ave. - Admiral Blvd. to 11th St.	Nov-19	Aug-20	C&K	\$317	80%								
w	Ulrica Ave. - 11th St. to 15th St.	Dec-16	Jul-17	BKL	\$224	90%								
x	Harvard Ave. - 15th St. to 21st St.	Sep-19	Jul-20	Garver	\$245	90%								
y	Harvard Ave. - 21st St. to 31st St.	Apr-18	Apr-19	Poe	\$469	92%								
z	21st St. - Yale Ave. to Sheridan Rd.	May-18	Mar-19	CEC	\$259	90%								
aa	31st St. - Yale Ave. to Sheridan Rd.	Aug-19	May-20	HNTB	\$237	90%								
ac	41st St. - Sheridan Rd. to Memorial Dr.	Apr-18	Jan-19	CGA	\$262	90%								
ad	Memorial Dr. - 21st St. to 31st St.	Nov-15	Jun-16	BKL	\$289	100%								
ae	51st St. - Mingo Rd. to Garnett Rd.	Apr-18	Jun-19	Garver	\$234	90%								
af	71st St. - Memorial Dr. to Mingo Rd.			COT		100%								
ag	91st St. - Mingo Rd. to Hwy 169.			COT		100%								
ah	Memorial Dr. - 81st St. to 91st St.	Sep-17	Mar-18	Marquardt	\$129	100%			Mar-21	Jan-22	Crossland Heavy	\$2,987	100%	
ai	Memorial Dr. - 91st St. to Creek Tpk.	Jun-15	Dec-15	Marquardt	\$58	100%			Mar-21	Jan-22	Crossland Heavy		100%	

CITY OF TULSA, OKLAHOMA
SALES TAX OVERVIEW COMMITTEE
TRANSPORTATION PROJECTS STATUS REPORT

Design & Construction as of: 06/01/23

DESIGN										CONSTRUCTION				
Budget Number	Project Description	Estimated Start Date	Anticipated Completion Date	Engineer	Contract Amount	Pct Compl	Adv or Contract Award Date	Current Anticipated Completion Date	Contractor	Contract Amount	Pct Compl			
aj	Sheridan Rd. - 91st St. to 101st St.	Apr-18	Jun-19	HUB	\$84	95%								
al	Harvard Ave. - 41st St. to 51st St.	Apr-18	Dec-18	PEC	\$236	85%								
am	36th. St. N. - Mingo Rd. to Hwy 169	Jun-18	Apr-19	McClelland	\$301	90%	Jan-23	Jul-23	TriStar	\$4,739	62%			
ao	Downtown Arterial Streets	May-15	Aug-15	Poe	\$923	70%								
	Phase 4 - Boulder/1ST to 10th		May-17	Poe		95%	Jan-19	Apr-20	Becco	\$4,415	100%			
	Phase 5 - 6th Street / 7th Street		Jul-17	Poe		95%	Apr-20	Feb-21	Crossland	\$4,663	99%			
ao	Phase 6A - Detroit / 8th Street		Aug-17	Poe		95%	Oct-22	Aug-23	Crossland Heavy	\$4,146	48%			
ao	Phase 6B - 7th Street			Poe		95%								
ao	Phase 7 - Cheyenne		Jan-18	Poe		50%								
ap	Pine St. & MLK Jr. Blvd Intersection	May-08	Feb-19	CP&Y	\$117	98%								
aq	Pine St. & Peoria Ave. Intersection	Jun-17	Jun-18	Schemmer	\$135	90%								
ar	Pine St. & Lewis Ave. Intersection	Mar-17	Aug-17	Wallace	\$75	95%	Jan-21	Jun-21	Gradeline	\$1,598	100%			
as	41st St. & Union Ave. Intersection	May-15	Sep-19	Dewberry	\$158	99%								
at	51st St. & Union Ave. Intersection			Garver		0%								
av	36th St. N. & Mingo Rd. Intersection	Nov-16	Nov-17	McClelland	\$727	95%	Aug-19	Sep-21	Becco		100%			
aw	Admiral Blvd. & Lewis Ave. Intersection	Dec-17	Aug-18	BKL	\$250	90%								
ax	11th St. & Utica Ave. Intersection	Dec-16	Jul-17	BKL	\$224	90%								
ay	21st St. & Peoria Ave. Intersection			MARQUARDT										
az	21st St. & Memorial Dr. Intersection	Nov-15	Apr-16	BKL	\$289	98%	Jul-19	Jul-21	Gradeline		100%			
ba	51st St. & Mingo Rd. Intersection	Apr-18	Mar-19	Garver	\$234	90%								
bb	71st St. & Sheridan Rd. Intersection	Mar-17	Nov-17	Cynergy	\$99	60%								
bd	71st St. & Memorial Dr. Intersection			COT		100%	Apr-21	Jan-22	Crossland		100%			
be	81st St. & Memorial Dr. Intersection	May-17	Dec-17	Benham		95%	Jun-21	Jan-23	Becco	\$13,875	96%			
bf	61st St. & Yale Ave. Intersection	Dec-16	Aug-17	C&K	\$77	100%	Mar-21	Aug-21	Crossland	\$1,747	100%			
144020	Citywide Non-Arterial Routine and Preventive Maintenance													
144101	Widen Yale Avenue, 81st St. to 91st Street South	Jun-15	Jul-17	Benham	\$600	95%	Oct-21	Dec-23	Becco	\$29,257	63%			
144102	Widen 81st Street South, Sheridan Road to Memorial Drive	Sep-16	May-18	Benham	\$950	95%	May-21	May-23	Becco	\$13,875	96%			
144103	Widen Yale Avenue, 96th St. South to 101st St. South	Aug-16	Jul-17	CEC	\$200	95%	Mar-20	Jan-22	Becco	\$8,752	100%			
144105	Widen 25th W. Ave., Edison to Apache (design)	Apr-21		Poe		90%								
144108	Widen Pine Street, Mingo to U.S. 169 (design)			Garver										
144120	Glycerase Expressway Local Match													
144063	Bridges - Replacement and Rehabilitation Programs													
a	Bridge No. 275 - 10100 E. 36th St. N.	Jun-18	Dec-19	McClelland		90%								

CITY OF TULSA, OKLAHOMA
SALES TAX OVERVIEW COMMITTEE
TRANSPORTATION PROJECTS STATUS REPORT

Design & Construction as of: 06/01/23

Budget Number	Project Description	Estimated Start Date	DESIGN			CONSTRUCTION						
			Currently Anticipated Completion Date	Engineer	Contract Amount	Pct Compl	Adv or Contract Award Date	Currently Anticipated Completion Date	Contractor	Contract Amount	Pct Compl	
g	Bridge No. 250 - 11200 E. 11th St.	Jun-15	Dec-15	Cowen	\$39	100%			Becco	\$693	100%	
h	Bridge No. 247 - 9200 E. 11th St.	Jun-15	Dec-15	Cowen	\$39	100%			Becco	\$693	100%	
k	Bridge No. 401 - 3800 S. Memorial Dr.	Jun-15	Dec-15	Cowen	\$39	100%		Sep-19	Feb-20	Becco	\$693	100%
s	Bridge No. 333 - 1300 S. 177th E. Ave.	Jun-20	Oct-21	CP&Y		90%		Jan-22	Oct-22	Grade Line	\$503	100%
u	Bridge No. 209 - 3000 N. Mingo Rd.	Nov-16	Nov-17	McClelland	\$727	90%						
x	Bridge No. 222 - 3200 S. Peoria Ave.	May-18	Jul-19	Garver	\$227	100%		Nov-21	Jun-22	Tri-Star	\$2,275	100%
144094	ODOT Rehabilitation and Replacement Program											
144003	Citywide guardrail replacement											
144004	Citywide traffic signalization											
144005	Roadway, pedestrian, and decorative lighting replacement											
144006	Signing, pavement marking and delineation											
144007	Traffic calming											
144008	Traffic signal installation, modification, and safety improvements											
144009	Traffic signal pole replacement											
144010	Creek Turnpike Trail pedestrian bridge over Memorial Dr. (\$200,000 for study only)											
144011	GPS emergency vehicle preemption system (approx. 30 intersections)											
144109	Citywide ADA Transition Plan Implementation (Minimum for 30-Year Schedule - High and Medium Priority Needs)	Feb-16	Aug-18	BKL	\$639	90%						
	ADA Transition Plan - Package #1		Sep-17			100%		Mar-20	Nov-20	Daris	\$1,642	100%
	ADA Transition Plan - Package #2					100%				Crossland		100%
	ADA Transition Plan - Package #3		Mar-23			90%		Jul-23				
144093	Citywide Matching Funds											
144018	Bicycle/Pedestrian Master Plan Implementation			Garver								
144019	IDL Entrance Rehabilitation (1st, 7th, and 8th Streets: signals at 1st and Greenwood)	see ao 144017		POE	\$1	100%						
TOTAL FUND 405 INCOMPLETE PROJECTS												
FUNDS 4260-4266 - 2008 STREETS GENERAL OBLIGATION BOND												
Streets, Expressways, Sidewalks, Lighting, Traffic Calming												
Arterial Street Rehabilitation and Citywide Projects:												
104009	Citywide-Arterial Rehab & Reconstruction											

CITY OF TULSA, OKLAHOMA
SALES TAX OVERVIEW COMMITTEE
TRANSPORTATION PROJECTS STATUS REPORT

Design & Construction as of: 06/01/23

DESIGN										CONSTRUCTION				
Budget Number	Project Description	Estimated Start Date	Currently Anticipated Completion Date	Engineer	Contract Amount	Pct Compl	Adv or Contract Award Date	Currently Anticipated Completion Date	Contractor	Contract Amount	Pct Compl			
104010	Citywide-Arterial Sidewalk Repair & Construction													
104011	Citywide - Trails													
104012	Citywide - Railroad Crossings													
104013	Citywide - Local Match													
104014	Citywide-Gen.Engineering/Testing Inspection													
	Non-Arterial Rehabilitation and Citywide Projects.													
104107	Maintenance Zone 1007	May-13	May-15	BKL	\$557	100%	Nov-18	Apr-21	Becco	\$7,500	100%			
104944	Maintenance Zone 9044	Oct-19	Jan-20	Meshok	\$41	100%	Sep-20	Jun-21	Tri-Star	\$3,575	100%			
104015	Citywide Non-Arterial Rehab & Reconstruction													
104016	Citywide Non-Arterial Sidewalk Repair and Construction													
104000	Bond Issuance Costs													
104039	Harvard Ave. - Admiral Blvd. to Pine St.	Jun-12	May-13	Meshok	\$312	100%	Mar-18	May-19	Becco	\$3,529	100%			
104041	Memorial Dr. - 21st St. S. to 11th St. S.	Aug-12	Dec-13	BKL	\$352	100%	Jul-19	Jul-21	Becco		100%			
104043	Pine St. - Yale Ave. to Sheridan Rd.	Aug-12	Mar-13	Dewberry	\$467	95%	Jul-20	Jun-22	Becco	\$4,587	100%			
144023	Citywide - Arterial Routine & Preventative Maintenance													
144022	Citywide-Art/Non-Art Routine & Preventative Maintenance													
104053	Pine St. - Yale Ave. Intersection	Jan-13	Aug-13	Dewberry	\$247	100%		2015			100%			
104054	Citywide - General Engineering / Testing / Inspection													
TOTAL FUNDS 4260-4266 - 2008 Streets General Obligation Bond														
FUNDS 4270-4276 - 2014 STREETS GENERAL OBLIGATION BOND														
Streets, Expressways, Sidewalks, Traffic Calming														
Arterial Street Rehabilitation and Citywide Projects:														
144200	36th St. - N. MLK Jr. Blvd. to Peoria Ave.	Jun-15	Mar-20	PEC	\$232	90%	Sep-21	Feb-24	Ground Level	\$4,895	90%			
144201	Apache St. - MLK Jr. Blvd. to Peoria Ave.	Nov-14	Aug-15	MESHOK	\$267	100%	Mar-19	Nov-19	Crossland	\$3,380	100%			
144202	Apache St. - Peoria Ave. to Lewis Ave.	Aug-16	Mar-17	C&K	\$500	98%								
144203	W. 41st St. S. - 41st W. Ave. to S. 33rd W. Ave.	Sep-14	Aug-15	DEWBERRY/C OT	\$175	95%	Mar-22	Dec-23	Grade Line	\$3,692	45%			
144204	S. 33rd W. Ave. - 41st St. to 51st St.	Sep-14	Aug-15		\$275	95%								
144205	Apache St. - Lewis Ave. to Harvard Ave.	Sep-14	Sep-15	GUY	\$210	92%	Apr-22	Feb-23	Becco	\$3,987	99%			
144206	11th St. - Peoria Ave. to Utica Ave.	Nov-14	Nov-15	BKL	\$185	100%	Mar-20	Jan-21	Becco	\$2,343	100%			
144207	11th St. - Lewis Ave. to Harvard Ave.	Jun-16	Mar-17	BKL	\$205	85%								
144208	11th St. - Sheridan Rd. to Memorial Dr.	Nov-14	Nov-15	BKL	\$180	95%	Feb-22	Dec-22	Becco	\$3,227	100%			
144209	21st St. - Garnett Rd. to 129th E. Ave.	Dec-14	Jul-15	GARVER	\$235	100%	Oct-20	Aug-21	Becco	\$4,079	100%			

CITY OF TULSA, OKLAHOMA
SALES TAX OVERVIEW COMMITTEE
TRANSPORTATION PROJECTS STATUS REPORT

Design & Construction as of:

06/01/23

Budget Number	Project Description	Estimated Start Date	DESIGN			CONSTRUCTION					
			Currently Anticipated Completion Date	Engineer	Contract Amount	Pct Compl	Adv or Contract Award Date	Currently Anticipated Completion Date	Contractor	Contract Amount	Pct Compl
144210	21st St. - 129TH East Ave. Intersection	Dec-14	Jul-15	GARVER	\$156	100%	Oct-20	Aug-21	Becco		100%
144213	91st St. - Harvard Ave. to Yale Ave.		May-19	CEC	\$177	95%					
144215	Peoria Ave. - 41st St. to 51st St.	Dec-16	Aug-17	MARQUARDT	\$340	95%	Feb-23	Mar-24	Becco	\$3,082	1%
144216	41st St. - Lewis Ave. to Harvard Ave.	Oct-14	Aug-15	CEC	\$275	95%	Apr-21	Jul-22	Crossland	\$5,653	100%
144217	Apache St. & Harvard Ave. Intersection	Sep-14	Sep-15	GUY	\$176	95%	Apr-22	Feb-23	Becco	\$3,987	99%
144218	41st St. & Lewis Ave. Intersection	Oct-14	Aug-15	CEC	\$210	95%	Apr-21	Jul-22	Crossland		100%
144309	Citywide - Arterial Rehabilitation										
144110	Citywide - Arterial Sidewalk Improvements										
144020	Citywide - Arterial Routine and Preventive Maintenance										
144093	Citywide Matching Funds										
144094	ODOT Rehabilitation and Replacement Program										
	Non-Arterial Rehabilitation and Citywide Projects.										
144111	Maintenance Zone 1001:	May-15	Feb-16	MAR / ARB	271 / 284	95%	Feb-22	Jun-24	Gradeline	\$8,291	64%
144106	Maintenance Zone 1006:	Sep-14	Jun-15	TETRA-TECH	\$356	95%	Apr-19	Oct-19	Elisworth	\$2,585	100%
144107	Maintenance Zone 1007:	Oct-14	Apr-15	Cynergy	\$56	95%	Nov-18	Jan-21	Becco		100%
144168	Maintenance Zone 1068:	Sep-16	Sep-17	TEP / Cowan	152./168.	95./95%					
144173	Maintenance Zone 1073:	Oct-14	Jul-15	COWAN	\$49	100%	Jul-17	Nov-17	PCSI	\$437	100%
144199	Maintenance Zone 1099:	Jun-15	Dec-15	CP&Y	\$259	95%	Apr-21	Apr-22	Elisworth	\$2,343	100%
144153	Maintenance Zone 1153:	Sep-14	Jun-15	POE	\$334+	95%	Jul-23				
144157	Maintenance Zone 1157 N:	Sep-14	Jun-15	BKL	\$302	100%	May-18	Feb-19	Elisworth	\$3,195	100%
144158	Maintenance Zone 1157 S:	Jun-15	Mar-16	SKW	\$210	100%	Oct-19	May-20	Crossland	\$2,493	100%
144225	Maintenance Zone 2125:	Nov-14	Aug-15	WALLACE	\$179	100%	Apr-19	Jan-20	Becco	\$2,189	100%
144230	Maintenance Zone 2130:	Oct-14	Aug-15	MESHEK	\$270	95%	Oct-20	Nov-21	Becco	\$3,485	100%
144310	Maintenance Zone 3010:	May-15	Jan-16	MCCLELLAND	\$544	85%					
144311	Maintenance Zone 3011:	Jun-16	Jun-17	POE	\$656	100%	Aug-20	Sep-21	Crossland Heavy	\$7,603	100%
144317	Maintenance Zone 3017:	Oct-17	Jul-18	CGA	\$324	96%					
144320	Maintenance Zone 3020:	Aug-16	May-17	AAB	\$345	80%					
144413	Maintenance Zone 4013:	Sep-14	Apr-15	LEIDOS	\$512	80%					
144421	Maintenance Zone 4021:	Jul-16	Apr-17	CEC	\$343	96%					
144431	Maintenance Zone 4031:	May-15	Feb-16	GARVER	\$576	95%	Nov-22	Apr-24	Crossland Heavy	\$10,082	60%
144467	Maintenance Zone 4067 phase 1	Oct-14	Jun-15	GUY	\$344	100%	Jan-20	Aug-20	Crossland	\$3,127	100%
144467	Maintenance Zone 4067 phase 2			COT		80%	Jul-23				
144452	Maintenance Zone 4152:	Oct-17	Jul-18	HUB	\$373	97%					
144527	Maintenance Zone 5027:	Nov-14	May-15	CRAFTENTULL	\$115	95%	Sep-18	Jan-19	Paragon	\$1,144	100%
144533	Maintenance Zone 5033:	Oct-14	Jun-15	CGA	\$444	100%	Oct-18	Aug-19	Crossland	\$4,847	100%

CITY OF TULSA, OKLAHOMA
SALES TAX OVERVIEW COMMITTEE
TRANSPORTATION PROJECTS STATUS REPORT

Design & Construction as of: 06/01/23

DESIGN										CONSTRUCTION				
Budget Number	Project Description	Estimated Start Date	Currently Anticipated Completion Date	Engineer	Contract Amount	Pct Compl	Adv or Contract Award Date	Currently Anticipated Completion Date	Contractor	Contract Amount	Pct Compl			
144546	Maintenance Zone 5046:	Jun-16	Mar-17	McCLELLAND	\$540	96%								
144547N	Maintenance Zone 5047: North													
144547S	Maintenance Zone 5047: South	Aug-16	Jun-17	GARVER	\$584	90%			RLConst	\$1,690				
144628E	Maintenance Zone 6028: East	Jan-18	Aug-19	McCLELLAND	\$428	90%								
144628W	Maintenance Zone 6028: West			MESHEK		90%	Feb-23	Nov-24	Becco	\$9,827	20%			
144635	Maintenance Zone 6035:	May-15	Apr-16	HUB	\$253	100%	Oct-19	Jul-19	Becco	\$2,768	100%			
144642	Maintenance Zone 6142:	Oct-14	Jun-15	HOOD/Poe	\$78	95%	Feb-22	Feb-23	Elisworth	\$1,313	99%			
144645	Maintenance Zone 6145:	Oct-04	May-15	Cyntergy	\$195	95%	Mar-21	Jul-22	Becco	\$2,957	100%			
144740	Maintenance Zone 7040:	Jun-16	Apr-17	HUB	\$254	95%	Dec-20	Oct-21	Crossland Heavy	\$3,478	100%			
144754	Maintenance Zone 7054:	Sep-17	Feb-19	POE	\$747	90%								
144857	Maintenance Zone 8057:	Apr-17	Jul-19	WALLACE	\$107	100%	Oct-20	Jun-21	Elisworth	\$1,601	100%			
144863A	Maintenance Zone 8063: North	Oct-17	Sep-19	CraftonTull	\$195	95%	Jan-23	Mar-24	Crossland Heavy	\$3,211	10%			
144863B	Maintenance Zone 8063: South	Oct-17	Sep-19	PEC	\$195	95%	Jul-22							
144944	Maintenance Zone 9044:	Oct-14	May-15	Meshok	\$293	95%	Sep-20	May-21	Tri-Star	\$3,575	100%			
144945	Maintenance Zone 9045:	Oct-14	Jul-15	GARVER	\$200	100%	Jan-19	Nov-19	Crossland	\$3,557	100%			
144949	Maintenance Zone 9049:	Sep-17	May-19	GARVER	\$770	85%								
144950	Maintenance Zone 9050:	Jul-16	Feb-17	CP&Y	\$255	95%	Nov-22	Aug-23	Tri-Star	\$3,600	47%			
144951	Maintenance Zone 9051:	Jul-16	Feb-17	SKW	\$130	95%	Jun-23		Tri-Star					
144015	Citywide Non-Arterial Rehabilitation													
144021	Citywide Non-Arterial Routine and Preventive Maintenance													
144016	Citywide Non-Arterial Sidewalk Improvements													
144060	Bridge No. 189 - 4700 N. Inouois Ave.	Nov-14	Jul-15	MEHLBURGER		90%								
144062	Bridge No. 323B - 12000 E. 21st	Dec-14		GARVER	\$10	95%	Oct-20	Aug-21	Becco		99%			
TOTAL FUNDS 4270-4273 - 2014 Streets General Obligation Bond														
FUNDS 4281-4285 - 2020 STREETS GENERAL OBLIGATION BOND														
Non-Arterial Street Rehabilitation Projects:														
2036N1007Z	Maintenance Zone 1007:	Dec-20	Aug-21	Cowan	\$81	95%								
2036N1068Z	Maintenance Zone 1068:			McClelland										
2036N1070Z	Maintenance Zone 1070:	Feb-21	Oct-21	CGA	\$204	95%								
2036N1071Z	Maintenance Zone 1071:			PEC										
2036N1072Z	Maintenance Zone 1072:			BKL										
2036N1076Z	Maintenance Zone 1076:		Jul-21	McClelland	\$236	90%								
2036N1078Z	Maintenance Zone 1078:	Oct-20	Jun-21	Olsson	\$253	85%								
2036N1097Z	Maintenance Zone 1097:													
2036N1098Z	Maintenance Zone 1098:													
2036N1153Z	Maintenance Zone 1153:	Apr-22	Feb-23	Poe	\$164	35%								
2036N1155Z	Maintenance Zone 1155:	Aug-22	Apr-23	CGA	\$45	90%								

CITY OF TULSA, OKLAHOMA
SALES TAX OVERVIEW COMMITTEE
TRANSPORTATION PROJECTS STATUS REPORT

Design & Construction as of: 06/01/23

Budget Number	Project Description	Estimated Start Date	Currently Anticipated Completion Date	Engineer	Contract Amount	Pct Compl	DESIGN		CONSTRUCTION					
							Adv or Contract Award Date	Currently Anticipated Completion Date	Contractor	Contract Amount	Pct Compl			
2036N1157Z	Maintenance Zone 1157:			Poe										
2036N2056Z	Maintenance Zone 2056:			Garver										
2036N2065Z	Maintenance Zone 2065:	Jan-21	Sep-21	Garver	\$218	95%								
2036N2066Z	Maintenance Zone 2066:	Oct-20	Jul-21	C&K	\$101	100%								
2036N2131Z	Maintenance Zone 2131:													
2036N3004Z	Maintenance Zone 3004:			Marquardt										
2036N3005Z	Maintenance Zone 3005:			CEC										
2036N3008Z	Maintenance Zone 3008:													
2036N3010Z	Maintenance Zone 3010:	Aug-22	Jul-23	McClelland	\$115	15%								
2036N3011Z	Maintenance Zone 3011:			Benham										
2036N3017Z	Maintenance Zone 3017:			CGA										
2036N3075Z	Maintenance Zone 3075:	Aug-22	Apr-23	CGA	\$45	68%								
2036N3080Z	Maintenance Zone 3080:													
2036N3081Z	Maintenance Zone 3081:	Feb-21	Mar-22	EST	\$58	95%								
2036N3082Z	Maintenance Zone 3082:													
2036N4014Z	Maintenance Zone 4014:	Oct-20	May-21	Poe	\$136	95%								
2036N4015Z	Maintenance Zone 4015:			Garver										
2036N4021Z	Maintenance Zone 4021:	Sep-20	Feb-22	CEC	\$256	80%								
2036N4022Z	Maintenance Zone 4022:	Oct-20	Apr-21	BKL	\$322	90%								
2036N4023Z	Maintenance Zone 4023:	Aug-22	Apr-23	CGA	\$45	90%								
2036N4029Z	Maintenance Zone 4029:													
2036N4030Z	Maintenance Zone 4030:	Dec-20	Aug-21	Marquardt	\$143	95%				Dec-22	Jul-23	R&L	\$1,886	14%
2036N4031Z	Maintenance Zone 4031:			Garver										
2036N4067Z	Maintenance Zone 4067:			Olison										
2036N4069Z	Maintenance Zone 4069:	Aug-22	Jul-23	BKL	\$200	40%								
2036N5016Z	Maintenance Zone 5016:	Jun-22	Apr-23	Garver		83%								
2036N5026Z	Maintenance Zone 5026:													
2036N5027Z	Maintenance Zone 5027:	Sep-22	Jul-23	Wallace	\$46	60%								
2036N5033Z	Maintenance Zone 5033:			Garver										
2036N5039Z	Maintenance Zone 5039:			FNI										
2036N5040Z	Maintenance Zone 5040:	Apr-21	Mar-22	TEP	\$81	90%								
2036N6035Z	Maintenance Zone 6035:			Benham										
2036N6142Z	Maintenance Zone 6142:	Jul-22	Nov-22	C&K		90%								May-23
2036N6144Z	Maintenance Zone 6144:													
2036N6148Z	Maintenance Zone 6148:													
2036N6149Z	Maintenance Zone 6149:													
2036N6150Z	Maintenance Zone 6150:													
2036N7048Z	Maintenance Zone 7048:	Nov-20	Mar-22	Benham	\$252	90%								
2036N7060Z	Maintenance Zone 7060:	Dec-20	Dec-21	HUB	\$73	95%								Apr-23
2036N7104Z	Maintenance Zone 7104:													

CITY OF TULSA, OKLAHOMA
SALES TAX OVERVIEW COMMITTEE
TRANSPORTATION PROJECTS STATUS REPORT

Design & Construction as of:

06/01/23

Budget Number	Project Description	Estimated Start Date	Currently Anticipated Completion Date	Engineer	Contract Amount	Pct Compl	DESIGN		CONSTRUCTION						
							Adv or Contract Award Date	Currently Anticipated Completion Date	Contractor	Contract Amount	Pct Compl				
2036N7109Z	Maintenance Zone 7109:														
2036N7115Z	Maintenance Zone 7115:														
2036N8057Z	Maintenance Zone 8057:	Feb-21	Mar-22	Wallace	\$107	90%		Mar-23							
2036N8102Z	Maintenance Zone 8102:	Oct-20	Apr-22	FNI	\$171	95%		Aug-23							
2036N8113Z	Maintenance Zone 8113:	Aug-22	Feb-23	Keithline		80%		Jun-23							
2036N8116Z	Maintenance Zone 8116:			Wallace											
2036N9036Z	Maintenance Zone 9036:	Sep-22		CEC	\$236	60%									
2036N9037Z	Maintenance Zone 9037:	Jan-21	Aug-21	CP&Y	\$183	85%									
2036N9038Z	Maintenance Zone 9038:	Dec-20	Oct-21	PEC	\$71	95%									
2036N9043Z	Maintenance Zone 9043:														
2036N9044Z	Maintenance Zone 9044:	Sep-22	Sep-23	Benham		10%									
2036N9045Z	Maintenance Zone 9045:	Aug-22	Feb-23	Keithline		95%		Jun-23							
2036N9049Z	Maintenance Zone 9049:	Jun-22	Mar-23	Marquardt	\$207	65%									
2036N9050Z	Maintenance Zone 9050:	Jan-21	Sep-21	CP&Y	\$98	90%									
2036N9051Z	Maintenance Zone 9051:	Sep-20	Apr-21	Keithline	\$83	95%		Jun-23							
2036N9052Z	Maintenance Zone 9052:														
Arterial Street Rehabilitation Projects:															
Arterial Street Projects:															
2036A0001Z	56th St N-MLK Blvd to 1500ft W of Peoria														
2036A0002Z	46th St N - Peoria Ave to Lewis Ave	Apr-22	Mar-23	C&K	\$273	70%									
2036A0003Z	46th St N - Elwood Ave to MLK Jr Blvd														
2036A0004Z	36th St N - Peoria Ave to Lewis Ave														
2036A0005Z	36th St N - Osage Cnty Line to MLK Blvd			Benham											
2036A0006Z	31st St N - 53rd W Ave to 41st W Ave														
2036A0007Z	Apache St - Harvard Ave to Yale Ave	Jun-22	Jan-23	Native Strategies	\$49	20%									
2036A0008Z	Pine St - Gilcrease Museum Rd to Union	Sep-21	Sep-22	Poe		95%		Feb-23		Becco					
2036A0009Z	Pine St - Peoria Ave to Lewis Ave			CEC											
2036A0010Z	Edison St - 33rd W Ave to Union Ave	Sep-21	Sep-22	Poe		95%		Feb-23		Becco					
2036A0011Z	33rd W Ave - Apache St to Pine St	Sep-21	Sep-22	Poe		95%		Feb-23		Becco					
2036A0012Z	33rd W Ave - Pine St to Edison St	Sep-21	Sep-22	Poe		95%		Feb-23		Becco					
2036A0013Z	Gilcrease Museum Rd - Apache to Pine	Sep-21	Sep-22	Poe		75%									
2036A0014Z	MLK Jr Blvd - 56th St N to 46th St N														
2036A0015Z	MLK Jr Blvd - 36th St N to Apache St			Benham											
2036A0016Z	MLK Jr Blvd - Apache St to Pine St			Benham											
2036A0017Z	Peoria Ave - 56th St N to 46th St N	Apr-22	Mar-23	C&K	\$273	80%									
2036A0018Z	Peoria Ave - 46th St N to 36th St N	Apr-22	Mar-23	C&K	\$273	80%									
2036A0019Z	Peoria Ave - Pine St to Admiral Blvd														
2036A0020Z	Lewis Ave - Pine St to Admiral Pl			CEC											
2036A0021Z	Harvard Ave - Mohawk Blvd to 36th St N			Schemmer	\$49										

CITY OF TULSA, OKLAHOMA
 SALES TAX OVERVIEW COMMITTEE
 TRANSPORTATION PROJECTS STATUS REPORT

Design & Construction as of: 06/01/23

Budget Number	Project Description	Estimated Start Date	Currently Anticipated Completion Date	Engineer	Contract Amount	Pct Compl	DESIGN		CONSTRUCTION				
							Adv or Contract Award Date	Currently Anticipated Completion Date	Contractor	Contract Amount	Pct Compl		
2036A0025Z	41st St S - Union Ave to Elwood Ave			BKL									
2036A0026Z	51st St S - 33rd W Ave to Union Ave												
2036A0027Z	61st St S - Lewis Ave to Harvard Ave	Jun-22	Jan-23	Native Strategies	\$49	80%			Jun-23				
2036A0028Z	Elwood Ave - 71st St S to 81st St S												
2036A0029Z	Lewis Ave - 61st St S to 71st St S												
2036A0030Z	Lewis Ave - 71st St S to 81st St S												
2036A0031Z	Delaware Ave - 81st St S to 91st St S	Jun-23	Nov-23	BKL	\$109	1%							
2036A0032Z	Harvard Ave - 61st St S to 71st St S												
2036A0033Z	Harvard Ave - 71st St S to 81st St S			Benham									
2036A0034Z	Harvard Ave - 81st St S to 91st St S												
2036A0039Z	36th St N - Garnett Rd to 129th E Ave			Keithline									
2036A0040Z	36th St N - 129th E Ave to 141st E Ave												
2036A0041Z	Apache St - Gilcrease Expy to Sheridan Rd												
2036A0042Z	Pine St - Lewis Ave to Harvard Ave			McClelland									
2036A0043Z	Pine St - State Hwy 11 to Mingo Rd			Garver									
2036A0044Z	Pine St - Mingo Rd to Garnett Rd												
2036A0045Z	Pine St - Garnett Rd to 129th E Ave			EST									
2036A0046Z	Admiral Pl - Sheridan Rd to Memorial Dr			CEC									
2036A0047Z	Admiral Pl - Memorial Dr to Mingo Rd			CEC									
2036A0048Z	Admiral Pl - Garnett Rd to 129th E Ave			CEC									
2036A0049Z	11th St S - Memorial Dr to 89th E Ave												
2036A0050Z	Yale Ave - Apache St to Pine St			HUB									
2036A0051Z	Yale Ave - Pine St to Admiral Pl												
2036A0052Z	Sheridan Rd - 36th St N to Apache St												
2036A0053Z	Garnett Rd - Admiral Pl to 11th St S			CGA									
2036A0054Z	129th E Ave - 36th St N to Apache St			Keithline									
2036A0055Z	129th E Ave - Apache St to Pine St												
2036A0064Z	11th St S - Utica Ave to Lewis Ave			Wallace									
2036A0065Z	11th St S - Harvard Ave to Yale Ave												
2036A0066Z	15th St S - Boston Ave to Denver Ave												
2036A0067Z	15th St S - Harvard Ave to Yale Ave			Garver									
2036A0068Z	21st St S - Lewis Ave to Harvard Ave												
2036A0069Z	21st St S - Harvard Ave to Yale Ave												
2036A0070Z	Peoria Ave - 21st St S to 31st St S												
2036A0077Z	15th St S - Sheridan Rd to 73rd E Ave												
2036A0078Z	41st St S - Yale Ave to Sheridan Ave												
2036A0079Z	Yale Ave - 31st St S to 36th St S												
2036A0080Z	Yale Ave - 41st St S to L44												
2036A0081Z	Sheridan Rd - 21st St S to 31st St S												

CITY OF TULSA, OKLAHOMA
 SALES TAX OVERVIEW COMMITTEE
 TRANSPORTATION PROJECTS STATUS REPORT

Design & Construction as of: 06/01/23

Budget Number	Project Description	Estimated Start Date	Currently Anticipated Completion Date	Engineer	Contract Amount	Pct Compl	DESIGN		CONSTRUCTION											
							Adv or Contract Award Date	Currently Anticipated Completion Date	Contractor	Contract Amount	Pct Compl									
2036A0082Z	Sheridan Rd - 31st St S to 41st St S																			
2036A0083Z	Sheridan Rd - 41st St S to 51st St S			Garver																
2036A0086Z	Admiral Pl: 225th EA to 22200 Blk E Adm.			CEC																
2036A0087Z	11th St S - 145th E Ave to 161st E Ave																			
2036A0088Z	11th St S - 161st E Ave to 177th E Ave			TEP																
2036A0089Z	11th St S - 177th E Ave to 193rd E Ave			TEP																
2036A0090Z	21st St S - 145th E Ave to 161st E Ave																			
2036A0091Z	21st St S - 161st E Ave to 177th E Ave																			
2036A0092Z	31st St S - Garnett Rd to 129th E Ave			Marquardt																
2036A0093Z	41st St S - 177th E Ave to 193rd E Ave																			
2036A0094Z	129th E Ave - 51st St S to 61st St S																			
2036A0095Z	145th E Ave - 11th St S to 21st St S																			
2036A0096Z	145th E Ave - 21st St S to 31st St S																			
2036A0097Z	161st E Ave - 11th St S to 21st St S			TEP																
2036A0108Z	61st St S - Sheridan Rd to Memorial Dr																			
2036A0109Z	Memorial Dr - 51st St S 61st St S			Poe																
2036A0110Z	Mingo Rd - 61st St S to 71st St S			C&K																
2036A0111Z	Mingo Rd - 91st St S to 101st St S																			
2036A0113Z	101st St S - Yale Ave to Sheridan Ave																			
2036A0114Z	101st St S - Sheridan Rd to Memorial Dr																			
2036A0115Z	111st St S - Yale Ave to Sheridan Rd																			
2036A0116Z	121st St S - Yale Ave to Sheridan Rd																			
2036A0117Z	Yale Ave - 61st St S to 71st St S																			
2036A0118Z	Yale Ave - 111th St S to 121st St S			CEC																
2036A0119Z	Sheridan Rd - 71st St S to 81st St S			CGA																
2036A0122Z	41st St S - Riverside Dr to Peoria Ave																			
2036A0123Z	41st St S - Peoria Ave to Lewis Ave																			
2036A0124Z	Peoria Ave - 31st St S to 41st St S			Marquardt																
2036A0125Z	Lewis Ave - 41st St S to 144	Aug-22	Jun-24	Benham	\$85	35%														
Intersection Projects																				
2036A0022Z	36th St N & Harvard Ave Intersection			Schemmer																
2036A0023Z	Apache St & MLK Jr Blvd Intersection			Benham																
2036A0024Z	Pine St & Gilcrease Museum Rd Intersection																			
2036A0035Z	41st St S & Elwood Ave Intersection			BKL																
2036A0036Z	51st St S & 33rd W Ave Intersection																			
2036A0037Z	71st St S & Union Ave Intersection																			
2036A0038Z	81st St S & Union Ave Intersection																			
2036A0056Z	36th St N & 129th E Ave Intersection			Keithline																
2036A0057Z	Pine St & Sheridan Rd Intersection																			
2036A0058Z	Pine St & Mingo Rd Intersection			CGA																

CITY OF TULSA, OKLAHOMA
SALES TAX OVERVIEW COMMITTEE
TRANSPORTATION PROJECTS STATUS REPORT

Design & Construction as of: 06/01/23

Budget Number	Project Description	Estimated Start Date	Currently Anticipated Completion Date	DESIGN		CONSTRUCTION								
				Engineer	Contract Amount	Pct Compl	Adv or Contract Award Date	Currently Anticipated Completion Date	Contractor	Contract Amount	Pct Compl			
2036A0059Z	Pine St & Garnett Rd Intersection			EST										
2036A0060Z	Admiral Pl & Sheridan Rd Intersection			CEC										
2036A0061Z	Admiral Pl & Garnett Rd Intersection													
2036A0062Z	11th St S & Sheridan Rd Intersection													
2036A0063Z	11th St S & Mingo Rd Intersection													
2036A0071Z	11th St S & Peoria Ave Intersection			Wallace										
2036A0072Z	11th St S & Lewis Ave Intersection													
2036A0073Z	11th St S & Harvard Ave Intersection													
2036A0074Z	15th St S & Harvard Ave Intersection			Garver										
2036A0075Z	21st St S & Harvard Ave Intersection													
2036A0076Z	31st St S & Peoria Ave Intersection			Marquardt										
2036A0084Z	15th St S & Sheridan Rd Intersection													
2036A0085Z	41st St S & Yale Ave Intersection													
2036A0098Z	11th St S & 145th E Ave Intersection													
2036A0099Z	11th St S & 161st E Ave Intersection			TEP										
2036A0100Z	11th St S & 177th E Ave Intersection			TEP										
2036A0101Z	11th St S & 193rd E Ave Intersection			TEP										
2036A0102Z	21st St S & 145th E Ave Intersection													
2036A0103Z	21st St S & 161st E Ave Intersection													
2036A0104Z	21st St S & 177th E Ave Intersection													
2036A0105Z	21st St S & 193rd E Ave Intersection													
2036A0106Z	31st St S & 145th E Ave Intersection													
2036A0107Z	41st St S & 177th E Ave Intersection													
2036A0112Z	91st St S & Memorial Dr Intersection													
2036A0120Z	121st St S & Yale Ave Intersection													
2036A0121Z	111th St S & Yale Ave Intersection			CEC										
2036A0126Z	41st St S & Peoria Ave Intersection													
Arterial Street Widening Projects:														
2036W0001Z	Glecrease Museum Rd - Pine St to Admiral Blvd			Poe		90%								
2036W0002Z	81st St S - Tacoma Ave to Maybelle Ave			ODOT										
2036W0003Z	81st St S & Elwood Ave Intersection			BKL										
2036W0004Z	91st St S - Memorial Dr to Mingo Rd			Garver		80%								
2036W0005Z	101st St S & Sheridan Rd Intersection			CEC										
2036W0006Z	81st St S - Harvard Ave to Yale Ave			Garver		\$1,485								
Central Business District (CBD)														
Streets and Alleyways														
2036D0001Z	4th St													
2036D0002Z	MLK Ave & Detroit Ave north of BNSF	Aug-20	Feb-21	Poe		95%		Oct-21	May-22	Crossland	\$1,592	99%		
2036D0003Z	Cincinnati Ave			Poe										

CITY OF TULSA, OKLAHOMA
 SALES TAX OVERVIEW COMMITTEE
 TRANSPORTATION PROJECTS STATUS REPORT

Design & Construction as of: 06/01/23

Budget Number	Project Description	Estimated Start Date	Currently Anticipated Completion Date	Engineer	Contract Amount	Pct Compl	DESIGN		CONSTRUCTION					
							Adv or Contract Award Date	Currently Anticipated Completion Date	Contractor	Contract Amount	Pct Compl			
2036D0004Z	Detroit Ave south of BNSF			Poe										
2036D0005Z	Reconciliation Way	Aug-20	Feb-21	Poe		95%			Oct-21	May-22	Crossland	\$1,592	99%	
2036D0006Z	Lansing Ave			Poe										
2036D0007Z	Alleeways			Str & Swtr										
Bridge Maintenance & Rehabilitation														
2037B0201C	Bridge #201C			Benham										
2037B0216Z	Bridge #216													
2037B0219D	Bridge #219D													
2037B0286Z	Bridge #286			Benham										
2037B0340Z	Bridge #340													
2037B0343Z	Bridge #343			Benham										
2037B0179Z	Bridge #179													
2037B0232Z	Bridge #232													
2037B0245Z	Bridge #245	Jan-21	Sep-21	Garver	\$89	90%				Jun-23				
2037B0258Z	Bridge #258	Jan-21	Sep-21	Garver	\$35	90%				Jun-23				
2037B0263Z	Bridge #263	Jul-21		CP&Y		40%								
2037B0301Z	Bridge #301	Jul-21		CP&Y		40%								
2037B0359Z	Bridge #359	Feb-22	Dec-22	Garver		90%				Mar-23				
2037B0232A	Bridge #232A	Jan-21	Sep-21	Garver		95%								
2037B0301A	Bridge #301A													
2037B0425Z	Bridge #425													
2037B0225Z	Bridge #225													
2037B0167Z	Bridge #167	Feb-22	Dec-22	Garver		90%				Mar-23				
2037B0173Z	Bridge #173			Poe										
2037B0236Z	Bridge #236													
2037B0241Z	Bridge #241	Jul-21		CP&Y	\$54	60%								
2037B0261A	Bridge #261A	Feb-22	Dec-22	Garver		90%								
2037B0261B	Bridge #261B	Feb-22	Dec-22	Garver		90%								
2037B0269Z	Bridge #269			Benham										
2037B0474Z	Bridge #474													
2037B0482Z	Bridge #482													
2037B0153Z	Bridge #153													
2037B0183Z	Bridge #183													
2037B0252Z	Bridge #252													
2037B0271Z	Bridge #271													
2037B0322Z	Bridge #322			Benham										
2037B0329Z	Bridge #329													
2037B0478Z	Bridge #478													
2037B0204Z	Bridge #204	Mar-21		CP&Y		90%								
2037B0315Z	Bridge #315													

CITY OF TULSA, OKLAHOMA
SALES TAX OVERVIEW COMMITTEE
TRANSPORTATION PROJECTS STATUS REPORT

Design & Construction as of: 06/01/23

Budget Number	Project Description	Estimated Start Date	Currently Anticipated Completion Date	Engineer	Contract Amount	Pct Compl	DESIGN		CONSTRUCTION					
							Adv or Contract Award Date	Currently Anticipated Completion Date	Contractor	Contract Amount	Pct Compl			
2037B0336Z	Bridge #336													
2037B0404Z	Bridge #404													
2037B0346Z	Bridge #346													
2037B0423Z	Bridge #423			Berham										
2037B0424Z	Bridge #424													
2037B1000Z	Citywide Bridge Rehab and Inspection													
Citywide Projects														
	Citywide ADA Transition Plan Impl & Update (ROW)													
2036X0001Z	Transition Plan Update													
2036X0002Z	Transit Stops			BKL										
2036X0003Z	Signalized Intersections			BKL										
2036S0001Z	Sidewalk Corridors			BKL										
2036X0004Z	Citywide Infrastructure Partnership Funds													
2036N0001Z	Citywide Non-Arterial Routine & Preventive													
2036A1000Z	Citywide Arterial Routine and Preventive													
2036A1001Z	Pavement Reinspection													
2035X0001Z	Transit-MTTA-Route 66 Bus Rapid Transit			HNTB	\$1,317	60%								
Traffic Engineering														
2036X0005Z	Signal Coordination & Communication													
2036X0006Z	Signal Installation, Repair and Replace													
2036X0007Z	Traffic Calming													
2036X0008Z	Lighting Repair and Replacement													
2036X0009Z	Pavement Markings and Signs													
2036X0010Z	Guardrail Repair and Replacement													
2039X0009Z	Traffic Studies													
Bicycle-Pedestrian Infrastructure														
2036S0002Z	Go Plan Implementation - Engineering			Garver										
2036S0003Z	Go Plan Implementation-Traffic Operation			Traffic										
2036S0004Z	Arterial Sidewalk			Srt & Strmwtr										
2036S0005Z	Nor Arterial Sidewalk			Srt & Strmwtr										
2036X0011Z	Avena District Mstr Plan Implementation			MKSK										
TOTAL FUNDS 4281-4285 - 2020 STREETS GENERAL OBLIGATION BOND														
* Same design contract for \$35,000														
** Same design contract for \$15,000														
* Total contract with Becco is \$4,448,000 for stormwater project 993311 & street projects 6008-014180 & 6312-994526														

Finance and Economic Indicators

STOC

SALES TAX OVERVIEW COMMITTEE

Ashley Webb
Chair

Ashley R. Webb
Riggs, Abney, Neal, Turpen, Orbison & Lewis Inc.
Attorney At Law
Tulsa, OK 74119
(918) 699-8905

To: City Council
Date: July 19, 2023
Subject: July Report to City Council

Attached is the June 2023 Sales Tax Overview Committee (STOC) Status Report

2006 Special Extended Sales Tax

May expenditures totaled \$1,175,000, of which \$1,109,000 was spent on the Gilcrease Museum Renovation project. Encumbrances and commitments total \$874,000. Current appropriations for the 2006 Special Extended Sales Tax Fund total \$272,920,000. There is a current appropriation balance of \$7,094,000.

2008 Sales Tax Special Temporary Streets

There were no expenditures in May. Encumbrances and commitments total \$158,000. Current appropriations for the 2008 Sales Tax Special Temporary Streets Fund total \$145,494,000. There is a current appropriation balance of \$38,000.

2014 Sales Tax

May expenditures totaled \$2,551,000, of which \$968,000 was spent on the Arterial Street Rehab Citywide project. Encumbrances and commitments total \$43,602,000. Current appropriations for the 2014 Sales Tax Fund total \$579,640,000. There is a current appropriation balance of \$127,550,000.

2016 Sales Tax

May expenditures totaled \$4,471,000, of which \$4,218,000 was spent on the Transfer to Tulsa Vision Advanced Sales Tax Revenue Bonds debt service. Encumbrances and commitments total \$2,967,000. Current appropriations for the 2016 Sales Tax Fund total \$256,927,000. There is a current appropriation balance of \$34,653,000.

2016 Revenue Bond

May expenditures totaled \$2,996,000, of which \$1,858,000 was spent on the Tulsa Zoo & Living Museum project. Encumbrances and commitments total \$46,162,000. Current appropriations for the 2016 Revenue Bond Fund total \$350,600,000. There is a current appropriation balance of \$20,152,000.

2020 Sales Tax

May expenditures totaled \$1,862,000, of which \$940,000 was spent on the Capital Equipment project. Encumbrances and commitments total \$17,319,000. Current appropriations for the 2020 Sales Tax Fund total \$73,956,000. There is a current appropriation balance of \$15,130,000.

2020 General Obligation Bonds

May expenditures totaled \$1,855,000, of which \$996,000 was spent on the Citywide Non-Arterial Routine & Preventative Maintenance project. Encumbrances and commitments total \$26,329,000. Current appropriations for the 2020 General Obligation Bonds Fund total \$149,015,000. There is a current appropriation balance of \$95,135,000.

2014 General Obligation Bonds

May expenditures totaled \$2,854,000, of which \$1,287,000 was spent on the Maintenance Zone 4031 project. Encumbrances and commitments total \$32,976,000. Current appropriations for the 2014 General Obligation Bonds Fund total \$313,615,000. There is a current appropriation balance of \$50,751,000.

2008 General Obligation Bonds

May expenditures totaled \$1,990,000, of which \$1,078,000 was spent on the Bridge Replacement And Rehabilitation project. Encumbrances and commitments total \$542,000. Current appropriations for the 2008 General Obligation Bonds Fund total \$230,055,000. There is a current appropriation balance of \$5,252,000.

2005 General Obligation Bonds

May expenditures totaled \$13,000, of which \$10,000 was spent on the Uniform Division Southwest Renovation project. Encumbrances and commitments total \$0. Current appropriations for the 2005 General Obligation Bonds Fund total \$74,919,000. There is a current appropriation balance of \$56,000.

Respectfully submitted,

Ashley Webb, Chair



Attachments

cc: Tammy Pitts
Jarrod Moore
Jake Epp



FINANCIAL REPORT TO CITY COUNCIL

Wednesday, July 19, 2023

I. Financial Report

Revenue: 2016 Vision 0.805 Percent and 2020 Sales Tax 0.45 Percent Sales Tax Funds

		Fiscal Year to Date	
	June	Thru June	
Actual	\$ 9,712,756	\$	118,847,672
Adopted Budget - Current Year	9,171,752		112,404,946
Actual vs Budget	\$ 541,004	\$	6,442,726

Expenditures

Fund	May	Fiscal Year to Date	
		Thru May	
409 - 2020 Sales Tax	\$ 1,861,842	\$	22,610,660
4001, 4003-4004 - Tulsa Vision Rev Bonds	2,996,155		41,498,980
4000 - Tulsa Vision Sales Tax	4,471,478		67,084,447
405 - 2014 Sales Tax	2,551,383		28,564,469
404 - 2008 Streets Temporary Sales Tax	-		67,687
402 - 2006 Special Extended Sales Tax	1,174,636		3,659,711
TOTAL \$	13,055,493	\$	163,485,955

II. Expenditures in Other Funds

Fund	May	Fiscal Year to Date	
		Thru May	
401 - 2001 Sales Tax	52,725	\$	26,362.50
428 - 2020 GO Bond	1,855,276		16,283,602
427 - 2014 GO Bond	2,853,614		19,420,501
426 - 2008 GO Bond	1,990,309		5,990,380
425 - 2005 GO Bond	12,889		43,783
TOTAL \$	6,764,813	\$	41,764,627

III. Items for the City Council's Attention

- A. Monthly Financial Reports
- B. STOC Committee and Subcommittee Minutes and Reports

IV. Attachments

- A. Attendance Record for the last 12 months
- B. STOC Committee and Subcommittee Minutes and Reports

Respectfully submitted,

Ashley R. Webb, Chair

Attachments

cc: Tammy Pitts
Jarrod Moore
Jake Epp

MAJOR CAPITAL IMPROVEMENTS CONSTRUCTION FUNDS SUMMARY
As of May, 2023

	CURRENT		EXPENDITURES		ENCUMBERED	PERCENT	BALANCE				
	APPROPRIATIONS		Current Month	To Date				COMMITTED			
Fund 401 and Fund 403											
2001 Third Penny Sales Tax and 2006 Advance Funded Sales Tax	\$	112,611,653	\$	52,725	\$	112,584,460	\$	(0)	100%	\$	27,193
Fund 402											
2006 Third Penny Sales Tax Extension	\$	272,920,362	\$	1,174,636	\$	264,952,206	\$	874,465	97%	\$	7,093,692
Fund 404											
2008 Sales Tax Special Temporary Streets Fund	\$	145,493,500	\$	-	\$	145,298,037	\$	157,931	100%	\$	37,532
Fund 405											
2014 Sales Tax Fund	\$	579,639,705	\$	2,551,383	\$	408,487,859	\$	43,601,535	78%	\$	127,550,312
Fund 406: 4000											
2016 Sales Tax Fund	\$	256,926,895	\$	4,471,478	\$	219,306,786	\$	2,966,977	87%	\$	34,653,133
Fund 406: 4001, 4003, 4004											
2016 Revenue Bond Fund	\$	350,600,000	\$	2,996,155	\$	284,285,969	\$	46,162,378	94%	\$	20,151,653
Fund 409											
2020 Sales Tax Fund	\$	73,955,556	\$	1,861,842	\$	41,506,265	\$	17,319,407	80%	\$	15,129,884
Fund 428											
2020 General Obligation Bonds	\$	149,015,000	\$	1,855,276	\$	27,551,016	\$	26,329,372	36%	\$	95,134,612
Fund 427											
2014 General Obligation Bonds	\$	313,615,000	\$	2,853,614	\$	229,887,667	\$	32,976,189	84%	\$	50,751,144
Funds 426											
2008 General Obligation Bonds	\$	230,054,937	\$	1,990,309	\$	224,261,194	\$	542,170	98%	\$	5,251,573
Funds 425											
2005 General Obligation Bonds	\$	74,919,257	\$	12,889	\$	74,863,479	\$	(0)	100%	\$	55,778
Fund 740: 7401-7408											
TMUA--Water Capital Fund	\$	455,071,405	\$	5,308,964	\$	361,010,031	\$	45,669,626	89%	\$	48,391,748
Funds 750: 7501-7522											
TMUA--Sanitary Sewer Capital Funds	\$	581,286,957	\$	7,482,944	\$	475,508,978	\$	56,154,809	91%	\$	49,623,169

Report On Tulsa Economic Indicators April 2023

Economic Overview

Economic Overview will be updated at the end of every quarter. The Next EO Summary will be posted with the June 2023 Report.

Wage & Salary Employment Conditions

Labor force participation fell in April, reporting a total of 492,900. Compared to the previous month, this was a decrease of 800 or 0.2% in Labor Participants. Meanwhile, the Total Employment survey reported an increase of 2,700 positions within the metro area. This was an increase of 0.6% over the previous month and a reported total of 481,800. The area unemployment rate was reported at 2.3% for April which fell from the March number of 3.0%. Total unemployment for the area was 2.9% this time last year. Regarding the second employment survey, Wage and Salary Employment increased by 4,500 in April, to report a total of 459,700. The Manufacturing sector grew by 800 positions in April, totaling 49,000 positions. The Service sector grew by 2,500 positions in April, totaling 234,900 positions. The Trade sector remained stable at 86,800 positions.

Freight Conditions

TIA reported April boarding at 119,913 passengers. Outgoing passenger counts fell by 10,715 over the previous month. This time last year, the airport reported a total of 113,528 for the month. April cargo fell at TIA, decreasing by 699 tons; reporting a total of 4,045 tons shipped. Lastly, freight at the Port of Catoosa reported 219,334 of barge tonnage for the month. This is an increase versus the previous month by 52,618 in barge tonnage.

Enterprise Customers

Sewer customer totals increased by 272 customers in April, totaling 135,078 for the month. The current customer base is 1.9% less than this time last year. Water customers increased by 299 customers in April, totaling 147,093 for the month. The current customer base is 0.5% greater than this time last year.

Price Indices

PPI moved up by 0.2% in April to 209.3

MCI moved up by 0.3% in April to 309.0

CPI-U moved up by 0.4% in April to 286.5*

20-Year GO Bond rates fell by 18 basis points to 3.44% in April

No data this month for revenue bond rates

30-Day Treasury Bill rates fell by 28.50 points to 4.03% in April

*The annualized average for Fiscal Year 2018 was 235.4. The annualized median for the last three Fiscal Years was 230.7

Tulsa Economic Indicators

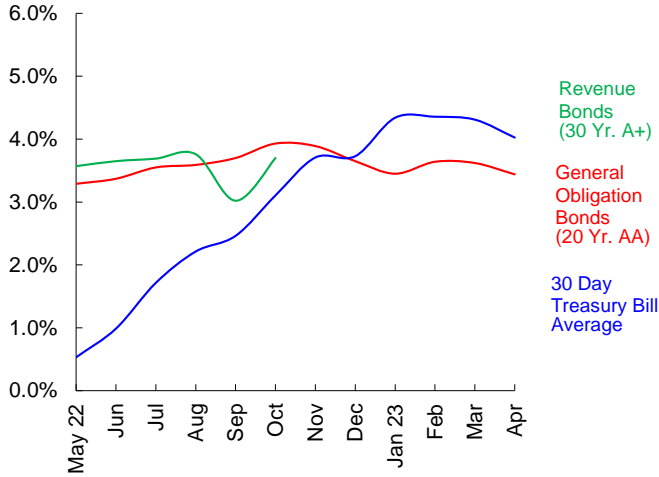
Most Recent Twelve Months

(unless otherwise indicated)

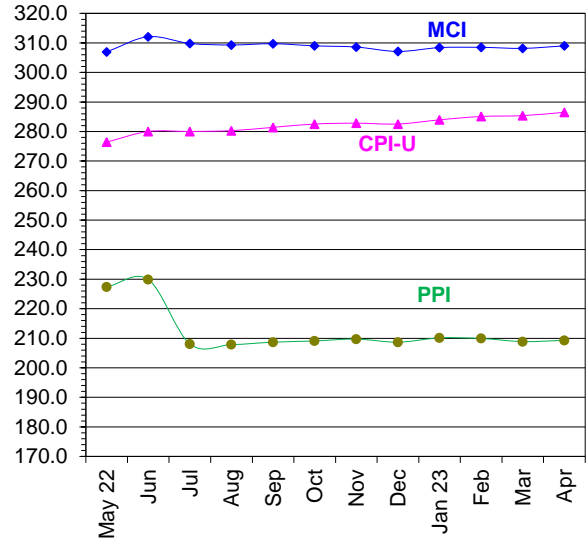
	May 22 to April 23	May 21 to April 22	Change
Wage & Salary			
Employment (TMSA 12 Mo. Avg.):	<u>Apr-23</u>	<u>Apr-22</u>	
Manufacturing	48,900	46,900	4.3%
Services	232,900	224,500	3.7%
Trade	89,600	85,600	4.7%
Other	<u>88,200</u>	<u>87,200</u>	1.1%
Total	459,600	444,200	3.5%
Unemployment Rates (TMSA 12 Mo. Avg.):			
Tulsa MSA	3.1%	2.9%	0.2%
Oklahoma	3.1%	2.9%	0.2%
United States	3.5%	4.5%	-1.0%
Air Passengers (Calendar YTD):			
	<u>Apr-23</u>	<u>Apr-22</u>	
Barge Tonnage (Calendar YTD):	451,900	383,600	17.8%
	769,700	620,600	24.0%
Price and Cost Indices:			
	<u>Apr-23</u>	<u>Apr-22</u>	
Consumer Price Index - Urban	286.5	273.7	4.7%
Producer Price Index	209.3	225.6	(7.2%)
Municipal Cost Index (Est.)	309.0	302.3	2.2%
(Indices are not adjusted for seasonality)			
Financial Rates (Monthly Avg.):			
	<u>Apr-23</u>	<u>Apr-22</u>	
30-Day Treasury Bill	4.025%	0.26%	3.76
Municipal General Obligation Bond			
Buyer 11 Bond Index (20 Yr. A-AAA)	3.44%	3.04%	0.40
Municipal Revenue Bond Buyer			
25 Bond Index (25 Yr. A-AA+)	0.00%	3.32%	(3.32)
Utilities:			
	<u>Apr-23</u>	<u>Apr-22</u>	
Water Customers	147,100	146,400	0.5%
Sewer Customers	135,100	137,700	(1.9%)

*Data unavailable at time of report. Therefore figure is a 12 month average forecast.

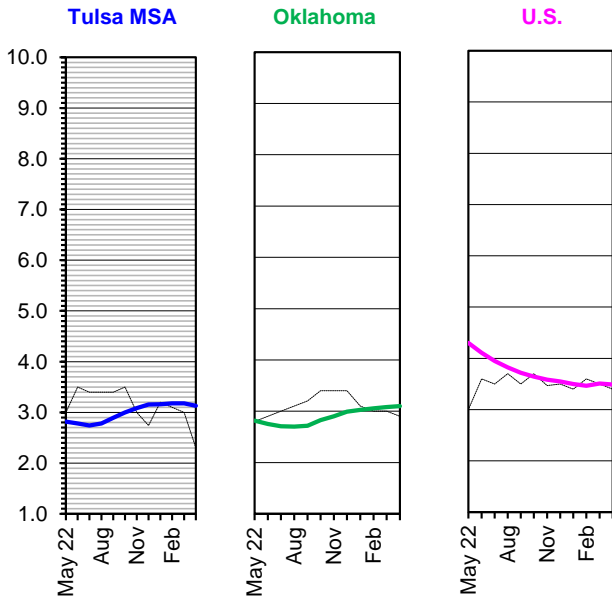
Rates on Municipal Investments and Cost of Financing**



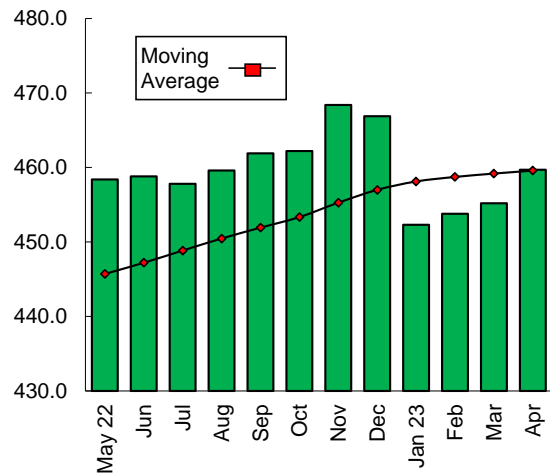
Consumers, Producers, and Municipal Price/Cost Indices



Monthly (- -) and Average (—) Unemployment Rates (Most Recent 12 Months)



Tulsa MSA Wage & Salary Employment and 12 Month Moving Average (000's)




*Data unavailable at time of report. Therefore figure is a 12 month average forecast.

**Short Term Capital Purchases Summary (Fund 477) as of May 2023
2006 Sales Tax Capital Equipment Replacement Report**

Department/Entitiy	Appropriations	Month's Expenditures	Year to Date Expenditures	Encumbrances Commitments	Balance
Human Resources	\$ 107,042	\$ -	\$ 32,145	\$ 57,440	\$ 17,457
Finance	\$ 58,000	\$ -	\$ 2,084	\$ 54,474	\$ 1,442
Customer Care	\$ 365,000	\$ -	\$ 241,532	\$ 105,860	\$ 17,608
Legal	\$ 4,800	\$ -	\$ 2,376	\$ -	\$ 2,424
Asset Management	\$ 961,368	\$ 17,276	\$ 301,485	\$ 453,153	\$ 206,730
Information Technology	\$ 7,845,568	\$ 1,011,778	\$ 5,565,274	\$ 2,040,962	\$ 239,332
Police	\$ 6,083,536	\$ 348,457	\$ 4,777,899	\$ 1,299,569	\$ 6,068
Fire	\$ 4,671,950	\$ 44,333	\$ 2,261,199	\$ 2,410,746	\$ 5
Municipal Court	\$ 11,406	\$ -	\$ 11,406	\$ -	\$ -
Engineering Services	\$ 457,616	\$ 6,188	\$ 227,644	\$ 42,456	\$ 187,516
Streets & Stormwater	\$ 4,414,521	\$ 6,133	\$ 578,921	\$ 3,738,951	\$ 96,649
Parks & Recreation	\$ 1,360,550	\$ 280,529	\$ 479,062	\$ 655,013	\$ 226,475
Manage Entities - Culture & Recreation	\$ 193,000	\$ -	\$ -	\$ -	\$ 193,000
WIN	\$ 385,946	\$ 27,898	\$ 67,998	\$ 73,876	\$ 244,072
Development Services	\$ 243,050	\$ -	\$ -	\$ 217,896	\$ 25,154
Transfer to Other Funds*	\$ 138,000	\$ -	\$ 138,000	\$ -	\$ -
Transfer to River Parks*	\$ 36,000	\$ -	\$ 36,000	\$ -	\$ -
Transfer to Tulsa Transit*	\$ 115,000	\$ -	\$ 115,000	\$ -	\$ -
	\$ 27,452,353.00	\$ 1,742,591.99	\$ 14,838,025.03	\$ 11,150,395.95	\$ 1,463,932.02

* Total appropriation is transferred to the agency in a lump sum during the year and incorporated into their budget.

City of Tulsa
Department of Finance
FINANCIAL REPORT



SALES TAX OVERVIEW COMMITTEE

PERIOD ENDING **May 31, 2023**

City of Tulsa
Department of Finance
FINANCIAL REPORT



G. T. Bynum
Mayor

Tammy Pitts
Director of Finance

MAYOR

G. T. Bynum

CITY COUNCIL

VANESSA HALL-HARPER.....DISTRICT 1
JEANNIE CUEDISTRICT 2
CRISTA PATRICK.....DISTRICT 3
LAURA BELLIS.....DISTRICT 4
GRANT MILLER.....DISTRICT 5
CHRISTIAM BENGELDISTRICT 6
LORI DECTER WRIGHTDISTRICT 7
PHIL LAKIN JRDISTRICT 8
JAYME FOWLERDISTRICT 9

CITY AUDITOR

CATHY CRISWELL

SALES TAX OVERVIEW COMMITTEE

Ashley Webb, Chair
Kathy Sebert, Vice Chair
Linda Jenkins, Secretary

Charles Wilkes
Paul McTighe

Kathy Sebert

Matt Meyer
Jonathan Hall
Scott Grizzle
Pamela Amburgy

Linda Jenkins
Sylvia Powell
Renee Plocek
Ashley Webb
Jeff Covington
Bruce Denny

Steve King
Paul Hassink
Mareo Johnson

SALES TAX OVERVIEW COMMITTEE REPORT
Table of Contents

<u>FUND NO.</u>	<u>PAGE NO.</u>
TABLE OF CONTENTS	3
CONSOLIDATED REPORTS	
Balance Sheets.....	4
Schedule of Sales Tax Revenue	5
402.....2006 SPECIAL EXTENDED SALES TAX.....	6
Statement of Revenue, Expenditures, and Encumbrances.....	7
405.....2014 EXTENDED 1.1% SALES TAX.....	10
Statement of Revenue, Expenditures, and Encumbrances.....	11
409.....2020 SALES TAX.....	15
Statement of Revenue, Expenditures, and Encumbrances.....	16
40002016 LIMITED PURPOSE TEMPORARY SALES TAX	18
Statement of Revenue, Expenditures, and Encumbrances.....	19
40012016 VISION ADVANCE FUNDED REVENUE BOND FUND	21
Statement of Revenue, Expenditures, and Encumbrances.....	22
40032016 VISION ADVANCE FUNDED REVENUE BOND FUND	24
Statement of Revenue, Expenditures, and Encumbrances.....	25
40042016 VISION ADVANCE FUNDED REVENUE BOND FUND	27
Statement of Revenue, Expenditures, and Encumbrances.....	28
4260-42662008 GO BOND FUNDS	30
Statement of Revenue, Expenditures, and Encumbrances.....	31
4270-42762014 GO BOND FUNDS	34
Statement of Revenue, Expenditures, and Encumbrances.....	35
4281-42832020 GO BOND FUNDS	38
Statement of Revenue, Expenditures, and Encumbrances.....	39
COMBINED STATEMENT OF OTHER FUND ACTIVITY	43
(401, 403, 404, 425).....	44
BUDGET ACTIONS.....	45

**CITY OF TULSA, OKLAHOMA
SALES TAX OVERVIEW COMMITTEE REPORT
BALANCE SHEET
MAY 2023**

	FUND 402 2006 SPECIAL EXTENDED SALES TAX	FUND 405 2014 EXTENDED 1.1% SALES TAX	FUND 409 2020 SALES TAX	FUND 4000 2016 LIMITED PURPOSE TEMPORARY SALES TAX	FUNDS 4260 through 4266 2008 GO BOND FUNDS	FUNDS 4270 through 4276 2014 GO BOND FUNDS	FUNDS 4281 through 4285 2020 GO BOND FUNDS	TOTAL
ASSETS:								
POOLED EQUITY WITH TREASURER ACCRED INTERST RECEIVABLE	\$8,307,306.32	\$179,094,903.08	\$43,286,667.23	\$79,279,089.97	\$7,775,755.04	\$181,022,394.74	\$26,266,901.99	\$498,766,116.38
OTHER CURRENT RECEIVABLES TAX RECEIVABLE	25,501.20	499,765.50	115,168.09	224,636.62				\$865,071.41
			5,739,510.29	10,267,346.18				\$16,006,856.47
				1,637,650.87				\$1,637,650.87
TOTAL ASSETS	\$8,332,807.52	\$179,594,668.58	\$49,141,345.61	\$91,408,723.64	\$7,775,755.04	\$181,022,394.74	\$26,266,901.99	\$517,275,695.13
LIABILITIES, RESERVES, AND FUND BALANCE:								
LIABILITIES AND RESERVE FOR ENC.:								
ACCOUNTS PAYABLE	450.00	130,036.37	174.00	143,791.07		238,413.70	74,154.66	512,865.14
CONTRACTS PAYABLE - RETAINAGE	182,387.59	2,569,174.59	495.40	894,549.47	227,371.61	1,681,648.46	103,763.62	5,555,627.12
CONTRACTS RETAINAGE CLEAR PURCHASING CARD ESCROW DUE TO OTHER FUNDS		20,413.40			568,078.97			588,492.37
ADVANCES FROM OTHER FUNDS		110,149.30						110,149.30
RESERVE FOR ENCUMBRANCES	874,465.02	42,334,100.94	16,803,310.87	2,728,476.87	1,184,605.35	29,446,046.24	20,617,809.46	93,371,005.29
RESERVE FOR COMMITMENTS								
UNENCUMBERED FUND BALANCE:								
APPROPRIATED	7,093,691.70	127,550,311.65	15,129,883.94	34,653,132.58	5,251,572.64	50,751,144.01	5,471,174.25	240,429,736.52
UNAPPROPRIATED RESERVED FOR ADVANCES	181,813.21	6,880,482.33	17,207,481.40	52,988,773.65	544,126.47	98,905,142.33		176,707,819.39
TOTAL FUND BALANCE	7,275,504.91	134,430,793.98	32,337,365.34	87,641,906.23	5,795,699.11	149,656,286.34	5,471,174.25	417,137,555.91
TOTAL LIABILITIES, RESERVES, AND FUND BALANCE	\$8,332,807.52	\$179,594,668.58	\$49,141,345.61	\$91,408,723.64	\$7,775,755.04	\$181,022,394.74	\$26,266,901.99	\$517,275,695.13

CITY OF TULSA, OKLAHOMA
SALES TAX OVERVIEW COMMITTEE REPORT
SCHEDULE OF SALES TAX REVENUE
 May 2023

Month	COMPARISON TO BUDGET (2022-2023)			COMPARISON TO PRIOR YEAR				
	BUDGET	ACTUAL	DIFFERENCE	2021-2022	2022-2023	AMOUNT	PERCENT	
	AMOUNT	AMOUNT		ACTUAL	ACTUAL	INCREASE (DECREASE)	INCREASE/DECREASE ACTUAL BUDGET	
July	\$ 9,362,635.00	\$ 9,845,859.25	\$ 483,224.25	\$ 8,204,546.00	\$ 9,845,859.25	\$ 1,641,313.25	20.0%	14.1%
August	\$ 9,583,941.00	\$ 10,095,265.54	511,324.54	\$ 8,300,632.00	\$ 10,095,265.54	1,794,633.54	21.6%	15.5%
September	\$ 9,318,082.00	\$ 9,641,274.74	323,192.74	\$ 8,125,952.00	\$ 9,641,274.74	1,515,322.74	18.6%	14.7%
October	\$ 9,324,195.00	\$ 10,019,197.63	695,002.63	\$ 8,122,870.00	\$ 10,019,197.63	1,896,327.63	23.3%	14.8%
November	\$ 9,268,158.00	\$ 9,615,664.08	347,506.08	\$ 8,041,056.00	\$ 9,615,664.08	1,574,608.08	19.6%	15.3%
December	\$ 9,248,814.00	\$ 9,937,888.82	689,074.82	\$ 8,140,730.00	\$ 9,937,888.82	1,797,158.82	22.1%	13.6%
January	\$ 9,851,373.00	\$ 10,072,232.25	220,859.25	\$ 8,606,939.00	\$ 10,072,232.25	1,465,293.25	17.0%	14.5%
February	\$ 9,601,051.00	\$ 10,361,581.82	760,530.82	\$ 8,435,116.00	\$ 10,361,581.82	1,926,465.82	22.8%	13.8%
March	\$ 8,631,254.00	\$ 9,821,460.85	1,190,206.85	\$ 7,425,426.00	\$ 9,821,460.85	2,396,034.85	32.3%	16.2%
April	\$ 8,770,985.00	\$ 9,378,599.48	607,614.48	\$ 7,819,042.00	\$ 9,378,599.48	1,559,557.48	19.9%	12.2%
May	\$ 9,602,020.00	\$ 10,291,299.34	689,279.34	\$ 8,057,614.00	\$ 10,291,299.34	2,233,685.34	27.7%	19.2%
June	\$ 9,171,752.00			\$ 7,649,339.00				19.9%
TOTAL	\$ 111,734,260.00	\$ 109,080,323.80	\$ 6,517,815.80	\$ 96,929,262.00	\$ 109,080,323.80	\$ 19,800,400.80	22.2%	15.3%

PERCENT INCREASE (DECREASE) 5.98%

2006 SPECIAL EXTENDED SALES TAX

FUND 402

(SIXTH THIRD PENNY SALES TAX PROGRAM)

**CITY OF TULSA, OKLAHOMA
SALES TAX OVERVIEW COMMITTEE REPORT
FUND 402 - 2006 SPECIAL EXTENDED SALES TAX**

**STATEMENT OF REVENUES, EXPENDITURES AND ENCUMBRANCES
FOR THE ELEVEN MONTHS ENDED MAY 31, 2023**

	FY ESTIMATED REVENUES/ LIFE-TO-DATE APPROPRIATIONS	CURRENT MONTH	ACTUAL YEAR TO DATE	LIFE TO DATE	OUTSTANDING REVENUES/ BALANCE OF APPROPRIATIONS
Revenue					
Sales Tax	\$	\$	\$	\$ 430,935,953.99	\$
Donations					
Interest on Investments		15,167.71	148,790.67	16,499,518.84	(148,790.67)
Intergovernmental Revenue					
Federal, State & Local grants					
Transfers from other funds					
Miscellaneous Revenue				1,424,225.61	
Total Revenue		15,167.71	148,790.67	448,859,698.44	-148,790.67
Expenditures					
Project Expenditures	272,920,362.47	1,174,363.37	3,734,684.75	264,699,209.06	8,221,153.41
Total Expenditures	272,920,362.47	1,174,363.37	3,734,684.75	264,699,209.06	8,221,153.41
Excess (Deficiency) of Revenue Over Expenditures			(3,585,894.08)	184,160,489.38	
Completed Projects Encumbrances			874,465.02	174,416,586.99 874,465.02	
Excess (Deficiency) of Revenue Over Expenditures and Encumbrances			(4,460,359.10)	8,869,437.37	
June 30, 2022 Ending Fund Balance			12,345,345.27		
Prior year expenditures					
June 30, 2022 Encumbrances			984,451.20		
Adjusted Beginning Fund Balance			13,329,796.47		
Ending Fund Balance			\$ 8,869,437.37	\$ 8,869,437.37	

Fund 402
2006 SPECIAL EXTEND SALES TAX

as of: 5/31/2023

FUND	PROJECT	TITLE	REVISED BUDGET	MTD ACTUAL	YTD ACTUAL	LTD ACTUAL	ENC	COMM	BALANCE
402	016100	Forensic Lab Expansion	14,729,241.90	0.00	0.00	14,729,241.90	0.00	0.00	0.00
402	016130	Replace 2 Police Helicopters	4,344,475.00	0.00	0.00	4,344,475.00	0.00	0.00	0.00
402	016200	Apparatus Replacement	12,863,575.91	0.00	0.00	12,863,575.91	0.00	0.00	0.00
402	016240	Site Acq. For Addnl. Station	5,300,000.00	0.00	253,126.13	4,833,832.22	2,256.75	0.00	463,911.03
402	016310	Network System Replacement	1,402,150.04	0.00	0.00	1,402,150.04	0.00	0.00	0.00
402	017110	General Park Improvements	4,829,359.78	0.00	0.00	4,816,917.98	441.80	0.00	12,000.00
402	017120	Golf Course Development	459,640.57	0.00	0.00	459,640.57	0.00	0.00	0.00
402	017140	Tulsa Zoo Department	2,938,780.81	0.00	0.00	2,938,780.81	0.00	0.00	0.00
402	060020	Comprehensive Plan Update	649,253.49	0.00	0.00	649,253.49	0.00	0.00	0.00
402	060040	Equipment Mgmt Projects	2,242,000.00	0.00	0.00	2,242,000.00	0.00	0.00	0.00
402	062100	Unservd Area & Offsite Mns	7,200,000.00	0.00	0.00	7,200,000.00	0.00	0.00	0.00
402	062120	Sswwtp 71 Ls Expansion	400,000.00	0.00	0.00	400,000.00	0.00	0.00	0.00
402	062130	Spunky Crk Bsn Ms & Ls	9,497,696.77	0.00	0.00	9,497,696.77	0.00	0.00	(0.00)
402	062140	Lower Bird Creek Wwtp Exrn	11,000,000.00	0.00	0.00	11,000,000.00	0.00	0.00	0.00
402	063101	Fred Creek Drainage Imprv	12,250,000.00	0.00	0.00	12,250,000.00	0.00	0.00	(0.00)
402	063106	Elm Crk 6th St Drainage	2,000,000.00	0.00	0.00	2,000,000.00	(0.00)	0.00	(0.00)
402	063107	Citywide Mdp Updates	450,000.00	0.00	0.00	450,000.00	0.00	0.00	0.00
402	063109	Engr And Insp Svc-Fc	500,000.00	0.00	0.00	500,000.00	0.00	0.00	0.00
402	064001	Arterial Streets Rehab	28,169,343.33	0.00	548.47	28,116,232.47	11,612.76	0.00	41,498.10
402	064002	Residential Streets Rehab	25,849,169.10	0.00	33,995.30	25,849,169.10	0.00	0.00	0.00
402	064003	Traffic Signals & Lighting	2,600,000.00	0.00	30.00	2,600,000.00	0.00	0.00	(0.00)
402	064004	TRAFFIC SIGNAL SYNCH	1,700,000.00	0.00	0.00	1,692,173.06	0.00	0.00	7,826.94
402	064005	St Surface Rpr & Crack Seal	10,000,000.00	0.00	0.00	10,000,000.00	0.00	0.00	0.00
402	064060	Bridge Replacement	2,500,000.00	0.00	0.00	2,499,613.73	385.00	0.00	1.27
402	064062	Bridge Rehab/Repair Cw	2,500,000.00	0.00	6,956.48	2,488,162.31	11,837.69	0.00	(0.00)
402	064093	City Match-Fed/St/Co Projs	1,500,000.00	0.00	0.00	1,410,000.00	90,000.00	0.00	0.00
402	064101	41St-Garnett To 129Th E Ave	500,000.00	0.00	0.00	498,500.00	1,500.00	0.00	(0.00)
402	064102	81St-Memorial To Mingo	7,402,272.09	0.00	0.00	7,402,272.09	0.00	0.00	0.00
402	064103	91St & Harvard Intersection	2,217,000.00	0.00	0.00	2,217,000.00	0.00	0.00	0.00
402	064104	91St And Sheridan Inters	4,417,718.54	0.00	0.00	4,414,613.00	0.00	0.00	3,105.54
402	064105	61St St Riverside To Peoria	800,000.00	0.00	104.67	705,989.93	23,660.27	0.00	70,349.80
402	064106	Garnett-11Th To I-244	500,000.00	0.00	0.00	499,555.00	0.00	0.00	445.00
402	064107	Mingo 71St To 81St	500,000.00	0.00	0.00	498,721.40	0.00	0.00	1,278.60
402	064108	Pine St-Memorial To Mingo	500,000.00	0.00	0.00	487,498.67	(0.00)	0.00	12,501.33
402	064109	129Th-31St To 41St	5,500,000.00	0.00	0.00	5,500,000.00	0.00	0.00	0.00
402	064110	61St-Riverside To Peoria	7,369,000.00	0.00	0.00	7,369,000.00	0.00	0.00	0.00
402	064111	91St-Memorial To Mingo	500,000.00	1,000.00	3,500.00	63,308.17	0.00	0.00	436,691.83
402	065100	Public Facilities Renov	7,080,000.00	64,978.37	66,210.09	6,862,311.83	217,238.79	0.00	449.38
402	065300	Energy Efficiency Facil Impr	1,600,000.00	0.00	0.00	1,134,165.67	0.00	0.00	465,834.33
402	065320	Gilcrease Museum Renovation	4,451,158.00	1,108,658.00	1,108,658.00	4,450,747.45	410.55	0.00	(0.00)
402	065330	Performing Arts Ctr Renova	1,560,000.00	0.00	0.00	1,560,000.00	0.00	0.00	0.00
402	066210	New Fs 11-11Th/177Th	0.00	0.00	0.00	0.00	0.00	0.00	0.00
402	066220	Homeland Sec Equip Facil	2,708,852.22	0.00	0.00	2,708,852.22	0.00	0.00	(0.00)
402	066310	Weather Alert Sirens Repl	1,694,929.61	0.00	0.00	1,694,929.61	0.00	0.00	0.00

Fund 402
2006 SPECIAL EXTEND SALES TAX

as of: 5/31/2023

FUND	PROJECT	TITLE	REVISED BUDGET	MTD ACTUAL	YTD ACTUAL	LTD ACTUAL	ENC	COMM	BALANCE
402	066320	61St Twr Comm Shelter Repl	299,964.04	0.00	0.00	299,964.04	0.00	0.00	0.00
402	066330	Pwr Prtct Bok Comm Site Bok	104,569.00	0.00	0.00	104,569.00	0.00	0.00	0.00
402	066340	Log Sys 800 Mhz Radio Sys	118,787.61	0.00	0.00	118,787.61	0.00	0.00	0.00
402	066350	Computer Sys Repl/Enhance	511,449.95	0.00	0.00	511,449.95	0.00	0.00	0.00
402	067120	Plgnd Splashpad Park Surfs	3,095,280.61	0.00	0.00	3,024,686.42	0.00	0.00	70,594.19
402	067130	Playground Equip Repl/Renov	1,063,517.00	0.00	0.00	1,054,597.78	0.00	0.00	8,919.22
402	067170	Carl Smith Facil Devel	235,421.96	0.00	0.00	231,991.95	3,430.01	0.00	0.00
402	067510	Trails Resurf And Widening	2,924,423.01	0.00	0.00	2,924,423.01	0.00	0.00	0.00
402	067520	EST BANK IMPR 11TH-21STS	5,250,000.00	0.00	0.00	346,031.29	0.00	0.00	4,903,968.71
402	067530	RVR WST FESTIVAL PRK RENOV	7,491,683.05	0.00	0.00	7,491,683.05	0.00	0.00	0.00
402	067540	RIVER PRKS FACIL REHAB/REPL	345,186.15	0.00	0.00	345,186.15	0.00	0.00	0.00
402	068100	Tda Downtown Prop Acq	1,720,000.00	0.00	0.00	1,720,000.00	0.00	0.00	0.00
402	068110	Kendall Whittier Plan Impl	5,000,000.00	0.00	0.00	5,000,000.00	0.00	0.00	0.00
402	068120	Dirty Butter Crk Acq Ph2	2,096,066.28	0.00	0.00	2,096,066.28	0.00	0.00	0.00
402	068130	Downtown Signage	1,813,710.24	0.00	0.00	1,813,710.24	0.00	0.00	0.00
402	068140	Econ Devel Infrastructure	3,000,000.00	0.00	0.00	3,000,000.00	0.00	0.00	0.00
402	068160	New Parking Garage	5,000,000.00	0.00	2,186,582.21	4,488,308.60	511,691.40	0.00	0.00
402	069100	Mtta System Projects	2,410,000.00	0.00	0.00	2,409,999.89	0.00	0.00	0.11
402	096005	Electronic Ticketing Equip	182,707.40	0.00	0.00	182,707.40	0.00	0.00	0.00
402	144104	Riverside Dr & Rltd Infrstr	250,252.64	0.00	0.00	250,252.64	0.00	0.00	0.00
402	146200	Fire - SCBA	94,389.51	0.00	0.00	94,389.51	0.00	0.00	0.00
402	156000	Radio Sys Upgrd & Assc Equip	3,545,000.00	0.00	0.00	3,545,000.00	0.00	0.00	0.00
402	170101	Capital Equipment	172,000.00	0.00	0.00	172,000.00	0.00	0.00	0.00
402	203400001Z	Tulsa Zoo Department	1,027,836.86	0.00	0.00	451,650.93	0.00	0.00	576,185.93
402	914411	Tulsa Trails	1,492,500.00	0.00	0.00	1,492,500.00	0.00	0.00	(0.00)
402	962301	Tulsa Convention Center Impr	2,000,000.00	0.00	0.00	1,981,869.61	0.00	0.00	18,130.39
402	966120	Gilcrease Exp Osage Exp-41st	4,500,000.00	0.00	0.00	4,500,000.00	0.00	0.00	0.00
			\$ 272,920,362.47	\$ 1,174,636.37	\$ 3,659,711.35	\$ 264,952,205.75	\$ 874,465.02	\$ -	\$ 7,093,691.70

2014 EXTENDED 1.1% SALES TAX

FUND 405

(2014 EXTENDED 1.1% SALES TAX FUND)

**CITY OF TULSA, OKLAHOMA
SALES TAX OVERVIEW COMMITTEE REPORT
FUND 405 - 2014 EXTENDED 1.1% SALES TAX**

**STATEMENT OF REVENUES, EXPENDITURES AND ENCUMBRANCES
FOR THE ELEVEN MONTHS ENDED MAY 31, 2023**

	FY ESTIMATED REVENUES/ LIFE-TO-DATE APPROPRIATIONS	CURRENT MONTH	ACTUAL YEAR TO DATE	LIFE TO DATE	OUTSTANDING REVENUES/ BALANCE OF APPROPRIATIONS
Revenue					
Sales Tax	\$	\$	\$	\$ 551,323,376.53	\$
Donations					
Interest on Investments		297,860.47	2,863,098.82	19,127,739.30	(2,863,098.82)
Intergovernmental Revenue					
Federal, State & Local grants					
Transfers from other funds					
Miscellaneous Revenue				98,580.75	
Total Revenue		297,860.47	2,863,098.82	570,549,696.58	-2,863,098.82
Expenditures					
Project Expenditures	579,639,705.22	2,551,382.91	35,017,332.73	402,415,347.38	177,224,357.84
Total Expenditures	579,639,705.22	2,551,382.91	35,017,332.73	402,415,347.38	177,224,357.84
Excess (Deficiency) of Revenue					
Over Expenditures			(32,154,233.91)	168,134,349.20	
Completed Projects					
Encumbrances			43,601,534.53	43,601,534.53	
Excess (Deficiency) of Revenue Over					
Expenditures and Encumbrances			(75,755,768.44)	124,532,814.67	
June 30, 2022 Ending Fund Balance					
Prior year expenditures			144,422,310.56		
June 30, 2022 Encumbrances			55,866,272.55		
Adjusted Beginning Fund Balance					
Ending Fund Balance			200,288,583.11		
			\$ 124,532,814.67	\$ 124,532,814.67	

Fund 405

2014 SALES TAX

as of: 5/31/2023

FUND	PROJECT	TITLE	REVISED BUDGET	MTD ACTUAL	YTD ACTUAL	LTD ACTUAL	ENC	COMM	BALANCE
405	140040	Cng Fuel Expansion	1,800,000.00	0.00	0.00	1,787,810.17	0.00	0.00	12,189.83
405	140050	Radio Frequency ID Devices	750,000.00	0.00	0.00	0.00	0.00	0.00	750,000.00
405	140060	Emd Emergency Generators	200,000.00	0.00	0.00	196,879.85	3,120.15	0.00	0.00
405	140070	Emd Facilities Maintenance	1,000,000.00	0.00	22,955.00	855,975.46	(0.00)	0.00	144,024.54
405	140080	Emd Lights, Hvac, Plumbing	2,300,000.00	127,933.00	127,933.00	1,438,877.70	114,089.19	0.00	747,033.11
405	140100	Capital Equipment	46,235,000.00	0.00	0.00	46,234,996.00	0.00	0.00	4.00
405	143001	Levee District #12 Rehab	3,400,000.00	0.00	16,401.20	406,618.50	120,002.85	0.00	2,873,378.65
405	144003	Citywide Guardrail Repl	1,000,000.00	283.24	55,195.70	534,586.06	62,086.19	0.00	403,327.75
405	144004	CW Traffic Signalization	2,000,000.00	0.00	160,550.52	1,417,332.59	407,691.59	0.00	174,975.82
405	144005	Roadway & Pedestrian Lights	1,000,000.00	4,607.02	26,142.37	890,217.47	109,782.53	0.00	0.00
405	144006	Signing Pvmt Mark Dlintion	2,510,000.00	288.00	242,993.12	1,767,436.58	209,130.94	0.00	533,432.48
405	144007	Traffic Calming & Safety	1,000,000.00	0.00	0.00	1,000,000.00	(0.00)	0.00	0.00
405	144008	TRAFFIC SIGNAL INSTALLATION	3,045,164.92	0.00	74,319.50	2,551,928.06	211,302.80	0.00	281,934.06
405	144009	TRAFFIC SIGNAL POLE RPL	1,000,000.00	0.00	42,466.20	819,100.37	17,464.78	0.00	163,434.85
405	144010	Creek Turnpike Trail Bridge	200,000.00	0.00	85,316.09	85,316.09	8,583.91	0.00	106,100.00
405	144011	GPS Emgency Vehicle Preemp Sys	400,000.00	0.00	0.00	400,000.00	0.00	0.00	0.00
405	144017	Art Street Rehab & Citywide	127,340,000.00	967,267.86	8,108,290.87	74,675,830.78	3,809,537.27	0.00	48,854,631.95
405	144018	Bike Ped Master Plan Improv	4,200,000.00	720.00	21,185.19	4,175,352.08	22,842.92	0.00	1,805.00
405	144019	IDL Entrance Rehab	3,000,000.00	0.00	0.00	3,000,000.00	(0.00)	0.00	0.00
405	144020	Citywide-Arterial Rt&Pv Main	3,120,000.00	0.00	614,860.70	3,037,318.98	(0.00)	0.00	82,681.02
405	144063	Bridge Replacement And Rehab	14,685,000.00	(174,396.88)	(24,331.98)	7,739,121.05	1,520,398.90	0.00	5,425,480.05
405	144093	Citywide Matching Funds	3,429,500.00	0.00	0.00	3,429,500.00	0.00	0.00	0.00
405	144094	ODOT Rehab & Replacement	3,800,000.00	0.00	27,962.00	3,770,928.06	29,071.94	0.00	0.00
405	144101	Yale Ave 81St - 91St Wdn	35,250,000.00	8,484.37	7,187,761.31	14,748,209.36	11,890,773.46	0.00	8,611,017.18
405	144102	81St St Sheridan - Meml Wdn	12,000,000.00	(798,672.00)	(315,447.41)	9,318,571.57	159,617.72	0.00	2,521,810.71
405	144103	Yale 96th - 101st St Wdn	13,000,000.00	0.00	0.00	11,406,496.12	168,336.52	0.00	1,425,167.36
405	144104	Riverside Dr & Rltd Infrstr	19,678,159.48	0.00	1,263,954.46	19,657,945.32	20,214.16	0.00	0.00
405	144105	25 W Ave: Edison-Apache (DS-W)	750,000.00	0.00	270,260.08	750,000.00	0.00	0.00	(0.00)
405	144108	Pine St: Mingo-U.S. 169 (DS-W)	500,000.00	0.00	0.00	0.00	438,800.00	0.00	61,200.00
405	144109	Ada Transition Plan - Street	10,200,000.00	69,355.00	1,310,409.35	6,380,967.41	13,923.21	0.00	3,805,109.38
405	144120	Gilcrease Exp Local Match	7,500,000.00	0.00	4,026.44	3,439,884.37	1,025,000.00	0.00	3,035,115.63
405	145100	Ada Transition Plan - Bldgs	1,275,000.00	0.00	5,692.61	499,305.20	150,550.42	0.00	625,144.38
405	145200	Ada Transition Plan - Parks	1,140,000.00	0.00	27,757.00	949,270.19	25,027.05	0.00	165,702.76
405	145300	Public Facilities, Otc	3,295,000.00	0.00	405,559.53	1,413,169.77	13,455.11	637,076.50	1,231,298.62
405	145330	Pac - Fire Alarm System	520,000.00	0.00	36,291.30	315,379.37	(0.00)	0.00	204,620.63
405	145340	Pac - Fire Sprinklers	1,140,000.00	0.00	0.00	536,750.40	7,795.85	0.00	595,453.75
405	145350	Pac - Renovations	1,840,000.00	12,895.02	18,570.47	1,119,571.13	602,790.76	0.00	117,638.11
405	145360	Pac - Fan Coil Replacement	555,000.00	0.00	0.00	548,127.45	6,872.55	0.00	0.00
405	145370	Pac - Hvac Motor Replacement	175,000.00	0.00	0.00	20,000.00	155,000.00	0.00	0.00
405	145380	PAC: Roof Replacement	1,300,000.00	0.00	(0.01)	1,241,015.27	10,353.77	0.00	48,630.96
405	145400	Public Facilities, Roofing	3,000,000.00	177,297.73	211,783.76	2,532,365.60	448,010.41	0.00	19,623.99
405	145500	Animal Shelter Expn Ph 1	8,850,000.00	0.00	24,053.21	214,191.95	329,317.46	0.00	8,306,490.59
405	145600	Animal Shelter Facility Imp	750,000.00	0.00	0.00	705,467.71	0.00	0.00	44,532.29
405	145610	Gm - Cctv Camera Upgrade	491,854.46	0.00	0.00	491,854.46	0.00	0.00	0.00

Fund 405

2014 SALES TAX

as of: 5/31/2023

FUND	PROJECT	TITLE	REVISED BUDGET	MTD ACTUAL	YTD ACTUAL	LTD ACTUAL	ENC	COMM	BALANCE
405	145620	Gilcrease Lib/Arch Storage	300,000.00	0.00	0.00	300,000.00	0.00	0.00	0.00
405	145630	Helmerich Hall Floor Repl	1,374.12	0.00	0.00	1,374.12	0.00	0.00	(0.00)
405	145640	Gilcrease: Gallery wood floor	0.00	0.00	0.00	0.00	0.00	0.00	0.00
405	145650	GM - Grease Trap & Sewer	54,047.48	0.00	0.00	54,047.48	0.00	0.00	0.00
405	145660	GM - Gallery Lighting Cntrls	218,393.61	0.00	0.00	218,393.61	0.00	0.00	(0.00)
405	145670	GM - Fire Suppression	43,119.58	0.00	0.00	43,119.51	0.00	0.00	0.07
405	145680	Gilcrease: Kitchen renovation	0.00	0.00	0.00	0.00	0.00	0.00	0.00
405	145690	GM - Perimeter Fence	30,595.39	0.00	0.00	30,595.39	0.00	0.00	0.00
405	145700	GM - Public Restroom	11,553.31	0.00	0.00	11,553.31	0.00	0.00	0.00
405	145710	Gilcrease: Restore N Park	0.00	0.00	0.00	0.00	0.00	0.00	0.00
405	145710A	Gilcrease: Restore N Park	0.00	0.00	0.00	0.00	0.00	0.00	0.00
405	145720	GM HVAC Humidification	1,078,145.54	0.00	0.00	976,129.11	0.00	0.00	102,016.43
405	145730	Gilcrease: Chromatic Glass	0.00	0.00	0.00	0.00	0.00	0.00	0.00
405	145740	GM Chilled Water Drive	155,000.00	0.00	0.00	155,000.00	0.00	0.00	0.00
405	145750	GM HVAC Controls	400,000.00	0.00	0.00	400,000.00	0.00	0.00	0.00
405	145760	GM - Halon Fire Suppression	632,623.06	0.00	0.00	632,623.06	0.00	0.00	(0.00)
405	145770	Gilcrease: Parking Expansion	0.00	0.00	0.00	0.00	0.00	0.00	0.00
405	145780	GM - Roof Replacement	1,322,531.58	0.00	0.00	1,322,531.58	0.00	0.00	(0.00)
405	145790	GM - Thoms Gilcrease Roof	518,324.73	0.00	0.00	518,324.73	0.00	0.00	0.00
405	145800	Tulsa Centr Library Project	10,000,000.00	0.00	0.00	10,000,000.00	0.00	0.00	0.00
405	146100	Helicopter Replacement	2,802,000.00	0.00	0.00	2,802,000.00	0.00	0.00	0.00
405	146110	Police Academy-Crt-Compstat	4,040,000.00	19,539.26	19,539.26	2,943,752.18	0.00	0.00	1,096,247.82
405	146120	Uniform Division Renovations	3,000,000.00	0.00	19,354.98	325,572.80	65,090.20	0.00	2,609,337.00
405	146130	Police Capital Equipment	22,265,000.00	0.00	0.00	22,265,000.00	0.00	0.00	0.00
405	146200	Fire - SCBA	2,600,000.00	0.00	0.00	2,600,000.00	0.00	0.00	0.00
405	146210	Apparatus Replacement	17,000,000.00	0.00	0.00	16,166,371.83	794,765.36	0.00	38,862.81
405	146220	Fire Station Rehabilitation	7,250,000.00	12,823.11	264,188.09	6,618,553.22	365,621.36	0.00	265,825.42
405	146230	Fire Station Generators	1,500,000.00	0.00	387,308.68	1,480,149.52	19,850.48	0.00	0.00
405	146240	Fire Department Facilities	2,000,000.00	3,956.50	11,378.06	180,057.50	62,604.50	0.00	1,757,338.00
405	146300	Financial Sys Replacement	10,000,000.00	0.00	34,830.00	8,540,491.86	616,237.63	0.00	843,270.51
405	146310	Law Enforcement Records Mgmt	7,030,000.00	93,946.25	629,989.52	5,890,904.09	605,878.67	85,000.00	448,217.24
405	147100	Rp - Park Facilities Refurb	4,000,000.00	2,350.00	168,205.40	3,248,960.73	0.00	0.00	751,039.27
405	147120	Reed - Pool Reconstruction	2,410,000.00	0.00	272,438.31	2,349,599.84	51,236.46	0.00	9,163.70
405	147130	Security System Upgrades	160,000.00	0.00	4,985.44	140,896.78	15,564.24	0.00	3,538.98
405	147140	Tiger & Snow Leopard Exhibit	3,165,497.09	0.00	0.00	3,165,497.09	0.00	0.00	0.00
405	147150	Carnivores Exhibits	8,000,000.00	0.00	0.00	619.32	7,999,380.68	0.00	0.00
405	147160	Hicks Park Improvements	635,000.00	140,680.57	146,084.13	633,313.45	1,686.55	0.00	(0.00)
405	147170	Hunter: Restroom (Exp & Repr)	400,000.00	0.00	0.00	0.00	0.00	0.00	400,000.00
405	147180	Lacy Park Master Plan - Ph 1	3,600,000.00	0.00	0.00	3,600,000.00	0.00	0.00	(0.00)
405	147190	Water Playgrounds	1,580,000.00	0.00	0.00	1,580,000.00	0.00	0.00	(0.00)
405	147200	Rp - Pedestrian Bridge Imp	7,760,000.00	0.00	0.00	7,743,717.33	16,281.67	0.00	1.00
405	147210	Mohawk Golf Club House	265,000.00	0.00	0.00	185,360.51	48,932.00	0.00	30,707.49
405	147220	Page Belcher Improvements	400,000.00	0.00	0.00	176,814.20	4,976.00	0.00	218,209.80
405	147230	Savage Park Improvements	120,000.00	0.00	0.00	15,313.82	8,501.87	0.00	96,184.31

Fund 405

2014 SALES TAX

as of: 5/31/2023

FUND	PROJECT	TITLE	REVISED BUDGET	MTD ACTUAL	YTD ACTUAL	LTD ACTUAL	ENC	COMM	BALANCE
405	147240	Whiteside Plumbing Repairs	355,000.00	0.00	0.00	251,097.34	(0.00)	0.00	103,902.66
405	147250	Woodward: Comp Landscaping	4,850,000.00	25,210.70	663,791.35	1,145,243.08	103,566.04	0.00	3,601,190.88
405	147260	Cousins Park Improvements	1,975,000.00	0.00	0.00	0.00	0.00	0.00	1,975,000.00
405	147270	Carl Smith Improvements	185,000.00	0.00	54,160.00	76,935.35	7,388.98	0.00	100,675.67
405	147300	Chamberlain - Pool Reconstruct	2,424,185.98	0.00	175,426.76	241,526.09	25,057.68	0.00	2,157,602.21
405	147400	Lacy - Pool	2,640,000.00	0.00	0.00	2,633,975.84	2,450.08	0.00	3,574.08
405	147500	Mcclure - Pool	4,725,000.00	33,985.43	33,985.43	4,521,834.20	10,372.73	0.00	192,793.07
405	147510	Whiteside Pool	1,350,000.00	0.00	3,620.00	1,346,121.62	3,552.57	0.00	325.81
405	147520	Playground Safety Surfaces	7,300,000.00	1,054.70	86,450.91	2,754,546.19	705,096.71	0.00	3,840,357.10
405	148100	Annual Economic Development	6,675,000.00	0.00	247,889.38	4,365,487.55	1,218,284.70	0.00	1,091,227.75
405	148110	Op Ser - Strategic Mobility	1,500,000.00	0.00	0.00	528,679.00	20,000.00	0.00	951,321.00
405	148120	Op Ser - Corridor & Small Ar	2,000,000.00	0.00	86,804.70	1,132,935.44	7,390.19	0.00	859,674.37
405	148130	Op Ser - Northland Str. Acq	5,000,000.00	441,453.17	2,184,864.72	2,693,903.95	15,031.40	0.00	2,291,064.65
405	148140	Retail and Res Development	4,000,000.00	0.00	0.00	3,998,400.00	0.00	0.00	1,600.00
405	148150	Pearl District Flood Control	5,000,000.00	0.00	0.00	2,747,184.21	120,865.36	0.00	2,131,950.43
405	148160	Charles Page Boulevard - Plan	445,000.00	101,883.69	126,306.51	126,306.51	47,500.00	13,295.96	257,897.53
405	148170	Eugene Field Redevelopment	10,900,000.00	139,572.05	1,366,018.15	8,823,150.06	1,981,039.14	0.00	95,810.80
405	148180	Route 66 Restrooms & Parking	550,000.00	0.00	0.00	524,394.54	0.00	0.00	25,605.46
405	149100	Transit Coach & Lift Match	14,750,000.00	52,500.00	437,552.00	9,375,073.60	0.00	0.00	5,374,926.40
405	149200	Peoria (Brt) Project	14,052,005.06	0.00	20.50	13,634,729.05	2.00	0.00	417,274.01
405	193400000Z	Zoo Playground	1,650,000.00	0.00	0.00	1,451,728.18	0.00	0.00	198,271.82
405	2059FR0046	Consulting Services - Match	70,500.00	0.00	0.00	27,488.00	0.00	0.00	43,012.00
405	2125X0001Z	Computer Aided Dispatch (CAD)	660,000.00	395,043.00	395,043.00	659,998.00	0.00	0.00	2.00
405	2132X0001Z	MTTA Parking Lot	947,994.94	0.00	0.00	689,501.75	0.00	0.00	258,493.19
405	2134B0001Z	Gilcrease Museum Facility Imp	8,262,134.89	691,322.12	691,322.12	917,313.02	5,811,012.41	0.00	1,533,809.46
			\$ 579,639,705.22	\$ 2,551,382.91	\$ 28,564,468.98	\$ 408,487,859.04	\$ 42,866,162.07	\$ 735,372.46	\$ 127,550,311.65

2020 SALES TAX

FUND 409

(2020 SALES TAX FUND)

**CITY OF TULSA, OKLAHOMA
SALES TAX OVERVIEW COMMITTEE REPORT
FUND 409 - 2020 SALES TAX**

**STATEMENT OF REVENUES, EXPENDITURES AND ENCUMBRANCES
FOR THE ELEVEN MONTHS ENDED MAY 31, 2023**

	FY ESTIMATED REVENUES/ LIFE-TO-DATE APPROPRIATIONS	CURRENT MONTH	ACTUAL YEAR TO DATE	LIFE TO DATE	OUTSTANDING REVENUES/ BALANCE OF APPROPRIATIONS
Revenue					
Sales Tax	\$ 40,064,077.00	\$ 3,690,107.33	\$ 38,857,701.93	\$ 82,117,790.30	\$ 1,206,375.07
Donations					
Interest on Investments		71,587.41	567,812.22	689,257.86	(567,812.22)
Intergovernmental Revenue					
Federal, State & Local grants					
Transfers from other funds					
Miscellaneous Revenue					
Total Revenue	<u>40,064,077.00</u>	<u>3,761,694.74</u>	<u>39,425,514.15</u>	<u>82,807,048.16</u>	<u>638,562.85</u>
Expenditures					
Project Expenditures	<u>73,955,556.00</u>	<u>1,861,841.53</u>	<u>22,744,003.69</u>	<u>41,495,851.89</u>	<u>32,459,704.11</u>
Total Expenditures	<u>73,955,556.00</u>	<u>1,861,841.53</u>	<u>22,744,003.69</u>	<u>41,495,851.89</u>	<u>32,459,704.11</u>
Excess (Deficiency) of Revenue Over Expenditures			16,681,510.46	41,311,196.27	
Completed Projects Encumbrances			<u>17,319,406.87</u>	<u>17,319,406.87</u>	
Excess (Deficiency) of Revenue Over Expenditures and Encumbrances			(637,896.41)	23,991,789.40	
June 30, 2022 Ending Fund Balance			17,441,841.63		
Prior year expenditures					
June 30, 2022 Encumbrances			<u>7,187,844.18</u>		
Adjusted Beginning Fund Balance			<u>24,629,685.81</u>		
Ending Fund Balance			<u>\$ 23,991,789.40</u>	<u>\$ 23,991,789.40</u>	

Fund 409

2022 SALES TAX

as of: 5/31/2023

FUND	PROJECT	TITLE	REVISED BUDGET	MTD ACTUAL	YTD ACTUAL	LTD ACTUAL	ENC	COMM	BALANCE
409	2215X00001	Capital Equipment	22,555,556.00	939,814.83	10,337,963.13	21,615,741.09	0.00	0.00	939,814.91
409	2225X00013	Fire Apparatus and Equipment	14,300,000.00	83,104.00	7,104,091.82	10,189,768.35	4,008,884.23	0.00	101,347.42
409	2225X00014	911 Station Alert System	3,000,000.00	0.00	0.00	0.00	0.00	0.00	3,000,000.00
409	2225X00015	Police Helicopter Replacement	4,500,000.00	0.00	0.00	0.00	3,506,538.00	516,096.00	477,366.00
409	2225X00016	Municipal Lockup Data Storage	510,000.00	0.00	0.00	0.00	0.00	0.00	510,000.00
409	2234B00000	Greenwood Cultural Center Reha	850,000.00	0.00	70,957.77	232,578.36	600,946.67	0.00	16,474.97
409	2234B00004	Gilcrease Museum Improvements	6,660,000.00	0.00	0.00	0.00	6,660,000.00	0.00	0.00
409	2234B00006	CW- Public Facilities - Roofs	1,000,000.00	0.00	709.28	709.28	999,290.72	0.00	0.00
409	2234B00007	Animal Shelter Phase II	2,080,000.00	0.00	0.00	0.00	0.00	0.00	2,080,000.00
409	2234B00008	One Technology Center - Maint/	300,000.00	0.00	19,052.49	25,196.60	0.00	0.00	274,803.40
409	2234B00024	CW - Public Facilities Rehab/R	600,000.00	8,408.63	9,322.38	9,322.38	330,753.58	0.00	259,924.04
409	2234B00025	ADA Imp for City Facilities	350,000.00	0.00	0.00	0.00	0.00	0.00	350,000.00
409	2235X00019	Transit Fleet Replacement	2,500,000.00	774,207.00	774,207.00	999,308.80	0.00	0.00	1,500,691.20
409	2236S00002	Parking Facilities	8,000,000.00	0.00	4,000,000.00	8,000,000.00	0.00	0.00	0.00
409	2242P00030	Swan Lake Rehabilitation	500,000.00	0.00	0.00	0.00	0.00	0.00	500,000.00
409	2244B00009	CW - Park Facilities	2,500,000.00	56,307.07	202,953.90	202,953.90	462,263.79	0.00	1,834,782.31
409	2244P00010	CW - Outdoor Park Play Ameniti	500,000.00	0.00	0.00	0.00	0.00	0.00	500,000.00
409	2244P00011	CW - Tennis Court Rehab/Replac	1,200,000.00	0.00	0.00	0.00	95,141.88	0.00	1,104,858.12
409	2244P00012	Fred Johnson Rehab	500,000.00	0.00	27,338.00	34,638.00	5,312.00	0.00	460,050.00
409	2258X00017	CW - Eco Devo Infrastructure	1,200,000.00	0.00	0.00	0.00	0.00	0.00	1,200,000.00
409	2259X00018	CW - Comnty Dev Priority Proje	350,000.00	0.00	64,064.45	196,048.43	134,180.00	0.00	19,771.57
			\$ 73,955,556.00	\$ 1,861,841.53	\$ 22,610,660.22	\$ 41,506,265.19	\$ 16,803,310.87	\$ 516,096.00	\$ 15,129,883.94

**2016 VISION TULSA ECONOMIC
DEVELOPMENT SALES FUND**

FUND 4000

(2016 LIMITED PURPOSE TEMPORARY SALES TAX FUND)

**CITY OF TULSA, OKLAHOMA
SALES TAX OVERVIEW COMMITTEE REPORT
FUND 4000 - 2016 VISION TULSA ECONOMIC DEVELOPMENT**

**STATEMENT OF REVENUES, EXPENDITURES AND ENCUMBRANCES
FOR THE ELEVEN MONTHS ENDED MAY 31, 2023**

	FY ESTIMATED REVENUES/ LIFE-TO-DATE APPROPRIATIONS	CURRENT MONTH	ACTUAL YEAR TO DATE	LIFE TO DATE	OUTSTANDING REVENUES/ BALANCE OF APPROPRIATIONS
Revenue					
Sales Tax	\$ 80,678,302.00	\$ 7,464,303.69	\$ 81,260,923.14	\$ 292,838,786.18	\$ (582,621.14)
Donations					
Interest on Investments		127,355.19	984,600.03	3,241,440.26	(984,600.03)
Intergovernmental Revenue					
Federal, State & Local grants					
Transfers from other funds					
Miscellaneous Revenue					
Total Revenue	<u>80,678,302.00</u>	<u>7,591,658.88</u>	<u>82,245,523.17</u>	<u>296,080,226.44</u>	<u>-1,567,221.17</u>
Expenditures					
Project Expenditures	<u>256,926,894.98</u>	<u>4,471,477.80</u>	<u>65,924,359.57</u>	<u>218,776,866.62</u>	<u>38,150,028.36</u>
Total Expenditures	<u>256,926,894.98</u>	<u>4,471,477.80</u>	<u>65,924,359.57</u>	<u>218,776,866.62</u>	<u>38,150,028.36</u>
Excess (Deficiency) of Revenue Over Expenditures			16,321,163.60	77,303,359.82	
Completed Projects Encumbrances			<u>2,966,976.87</u>	<u>2,966,976.87</u>	
Excess (Deficiency) of Revenue Over Expenditures and Encumbrances			13,354,186.73	74,336,382.95	
June 30, 2022 Ending Fund Balance			47,345,384.77		
Prior year expenditures					
June 30, 2022 Encumbrances			<u>13,636,811.45</u>		
Adjusted Beginning Fund Balance			60,982,196.22		
Ending Fund Balance			<u>\$ 74,336,382.95</u>	<u>\$ 74,336,382.95</u>	

Fund 4000
2016 VISION ED CAPITAL PROJ

as of: 5/31/2023

FUND	PROJECT	TITLE	REVISED BUDGET	MTD ACTUAL	YTD ACTUAL	LTD ACTUAL	ENC	COMM	BALANCE
4000	170000	Zink Lake and Related Improvem	21,690,000.00	0.00	7,633,848.16	17,968,926.55	2,318,203.52	0.00	1,402,869.93
4000	170010	Turkey Mountain Urban Wilderne	2,600,000.00	0.00	1,604,071.75	2,600,000.00	0.00	0.00	0.00
4000	170015	Levee Dist #12 Rehab (Match)	5,000,000.00	0.00	0.00	0.00	0.00	0.00	5,000,000.00
4000	170020	Trail E Bank 101 Cousins Park	2,400,000.00	0.00	0.00	69,165.48	19.59	0.00	2,330,814.93
4000	170025	23rd Jackson Redevelop Study	1,000,000.00	0.00	850.00	762,600.95	610.71	0.00	236,788.34
4000	170035	Cox Center & Dist Master Plan	14,100,000.00	0.00	0.00	14,100,000.00	(0.00)	0.00	0.00
4000	170060	BMX National Headquarters	5,801.19	0.00	0.00	0.00	0.00	0.00	5,801.19
4000	170065	South Mingo Corridor	1,000,000.00	0.00	973,706.50	977,296.50	0.00	0.00	22,703.50
4000	170075	Capital Equip (Non Pub Safety)	6,000,000.00	250,000.00	2,750,000.00	5,750,000.00	0.00	0.00	250,000.00
4000	170080ENGR	CW & Rt 66 Beaut Rvst_ENGR	1,237,500.00	0.00	0.00	0.00	0.00	0.00	1,237,500.00
4000	170080MOED	CW & Rt 66 Beaut Rvst_MOED	3,550,000.00	0.00	0.00	2,357,000.00	228,000.00	0.00	965,000.00
4000	170080PLAN	CW & Rt 66 Beaut Rvst_PLAN	1,357,593.79	4,393.04	104,443.55	748,799.96	159,643.05	135,000.00	314,150.78
4000	170085	Peoria - Mohawk: Business Park	3,300,000.00	0.00	0.00	1,817,410.02	0.00	0.00	1,482,589.98
4000	170090	Public School Partnership	7,200,000.00	0.00	2,366,947.32	5,353,154.65	0.00	0.00	1,846,845.35
4000	170095	Community Health Connection	4,570,000.00	0.00	0.00	4,570,000.00	0.00	0.00	0.00
4000	170105	Discovery Lab Site	0.00	0.00	0.00	0.00	0.00	0.00	0.00
4000	170110	N Peoria Conn 56-Mohawk	3,100,000.00	0.00	0.00	0.00	0.00	0.00	3,100,000.00
4000	170125	McCullough Park	3,060,000.00	0.00	2,059,211.04	3,016,008.89	0.00	0.00	43,991.11
4000	170145	Tulsa Arts Commission	900,000.00	0.00	143,102.19	676,189.19	125,500.00	0.00	98,310.81
4000	170155	PAC Improvement Master Plan	1,000,000.00	0.00	0.00	1,000,000.00	0.00	0.00	0.00
4000	170160	Transfer to TPFA 2017	173,856,000.00	4,217,084.76	49,448,266.82	157,540,233.34	0.00	0.00	16,315,766.66
\$ 256,926,894.98			\$ 4,471,477.80	\$ 67,084,447.33	\$ 219,306,785.53	\$ 2,831,976.87	\$ 135,000.00	\$ 34,653,132.58	

**2016 VISION ADVANCE FUNDED
REVENUE BOND FUND**

FUND 4001

(2016 ADVANCE FUNDED BOND FUND)

**CITY OF TULSA, OKLAHOMA
SALES TAX OVERVIEW COMMITTEE REPORT
FUND 4001 - 2017 VISION ECONOMIC DEVELOPMENT BOND ISSUE 1**

**STATEMENT OF REVENUES, EXPENDITURES AND ENCUMBRANCES
FOR THE ELEVEN MONTHS ENDED MAY 31, 2023**

	FY ESTIMATED REVENUES/ LIFE-TO-DATE APPROPRIATIONS	CURRENT MONTH	ACTUAL YEAR TO DATE	LIFE TO DATE	OUTSTANDING REVENUES/ BALANCE OF APPROPRIATIONS
Revenue					
Bond Sale Receipts	\$	\$	\$	\$ 115,300,000.00	\$
Donations					
Miscellaneous Revenue				3,175,000.00	
Total Revenue				<u>118,475,000.00</u>	
Expenditures					
Project Expenditures	118,475,000.00	269,205.34	411,613.32	114,906,419.12	3,568,580.88
Total Expenditures	<u>118,475,000.00</u>	<u>269,205.34</u>	<u>411,613.32</u>	<u>114,906,419.12</u>	<u>3,568,580.88</u>
Excess (Deficiency) of Revenue Over Expenditures			(411,613.32)	3,568,580.88	
Completed Projects Encumbrances			<u>1,197,852.78</u>	<u>1,197,852.78</u>	
Excess (Deficiency) of Revenue Over Expenditures and Encumbrances			(1,609,466.10)	2,370,728.10	
June 30, 2022 Ending Fund Balance			2,718,708.84		
Prior year expenditures					
June 30, 2022 Encumbrances			<u>1,261,485.36</u>		
Adjusted Beginning Fund Balance			3,980,194.20		
Ending Fund Balance			<u>\$ 2,370,728.10</u>	<u>\$ 2,370,728.10</u>	

Fund 4001
2017 VISION ED ISSUE 1

as of: 5/31/2023

FUND	PROJECT	TITLE	REVISED BUDGET	MTD ACTUAL	YTD ACTUAL	LTD ACTUAL	ENC	COMM	BALANCE
4001	170000	Zink Lake and Related Improve	24,425,000.00	0.00	3,106.00	24,299,862.85	125,137.15	0.00	(0.00)
4001	170030	Gilcrease Museum Expansion	1,000,000.00	0.00	0.00	1,000,000.00	0.00	0.00	(0.00)
4001	170035	Cox Center & Dist Master Plan	13,250,000.00	0.00	0.00	13,144,135.27	105,864.73	0.00	(0.00)
4001	170040	Tulsa Fairgrounds	26,325,000.00	0.00	0.00	26,325,000.00	0.00	0.00	(0.00)
4001	170045	Airport Infrastructure	9,100,000.00	0.00	0.00	8,879,996.59	217,044.20	0.00	2,959.21
4001	170055	Langston Health Complex Exp	1,800,000.00	0.00	0.00	1,800,000.00	0.00	0.00	0.00
4001	170060	BMX National Headquarters	1,350,000.00	0.00	0.00	1,350,000.00	(0.00)	0.00	0.00
4001	170065	South Mingo Corridor	11,000,000.00	2,132.00	138,958.33	8,402,045.03	719,806.70	0.00	1,878,148.27
4001	170070	Public School Safety First	5,000,000.00	256,024.62	257,477.19	4,984,002.00	(0.00)	0.00	15,998.00
4001	170095	Community Health Connection	5,405,000.00	0.00	0.00	5,405,000.00	0.00	0.00	0.00
4001	170100	Air National Guard Training Ce	9,400,000.00	11,048.72	11,524.94	9,370,000.00	30,000.00	0.00	0.00
4001	170110	N Peoria Conn 56-Mohawk	900,000.00	0.00	0.00	900,000.00	0.00	0.00	(0.00)
4001	170115	TCC Career Placement	5,320,000.00	0.00	0.00	5,320,000.00	0.00	0.00	0.00
4001	170120	UCAT Auth OSU Tulsa	0.00	0.00	0.00	0.00	0.00	0.00	0.00
4001	170130	Mohawk Sports Complex	3,500,000.00	0.00	0.00	3,475,000.00	(0.00)	0.00	25,000.00
4001	170135	Go Plan Priority Projects	0.00	0.00	0.00	0.00	0.00	0.00	0.00
4001	170140	Rt 66 Village Train Depot	400,000.00	0.00	546.86	400,000.00	0.00	0.00	0.00
4001	170150A	2017 Vision ED Issue Costs_1	300,000.00	0.00	0.00	226,339.38	0.00	0.00	73,660.62
			\$ 118,475,000.00	\$ 269,205.34	\$ 411,613.32	\$ 115,281,381.12	\$ 1,197,852.78	\$ -	\$ 1,995,766.10

**2016 VISION ADVANCE FUNDED
REVENUE BOND FUND**

FUND 4003

(2016 ADVANCE FUNDED BOND FUND)

**CITY OF TULSA, OKLAHOMA
SALES TAX OVERVIEW COMMITTEE REPORT
FUND 4003 - 2017 VISION ECONOMIC DEVELOPMENT BOND ISSUE 2**

**STATEMENT OF REVENUES, EXPENDITURES AND ENCUMBRANCES
FOR THE ELEVEN MONTHS ENDED MAY 31, 2023**

	FY ESTIMATED REVENUES/ LIFE-TO-DATE APPROPRIATIONS	CURRENT MONTH	ACTUAL YEAR TO DATE	LIFE TO DATE	OUTSTANDING REVENUES/ BALANCE OF APPROPRIATIONS
Revenue					
Bond Sale Receipts	\$	\$	\$	\$ 118,100,000.00	\$
Donations					
Miscellaneous Revenue					
Total Revenue				<u>118,100,000.00</u>	
Expenditures					
Project Expenditures	118,100,000.00	519,806.60	10,861,757.24	109,364,659.46	8,735,340.54
Total Expenditures	<u>118,100,000.00</u>	<u>519,806.60</u>	<u>10,861,757.24</u>	<u>109,364,659.46</u>	<u>8,735,340.54</u>
Excess (Deficiency) of Revenue Over Expenditures			(10,861,757.24)	8,735,340.54	
Completed Projects Encumbrances			<u>7,120,896.85</u>	<u>7,120,896.85</u>	
Excess (Deficiency) of Revenue Over Expenditures and Encumbrances			(17,982,654.09)	1,614,443.69	
June 30, 2022 Ending Fund Balance			2,732,349.16		
Prior year expenditures					
June 30, 2022 Encumbrances			<u>16,864,748.62</u>		
Adjusted Beginning Fund Balance			19,597,097.78		
Ending Fund Balance			<u>\$ 1,614,443.69</u>	<u>\$ 1,614,443.69</u>	

Fund 4003
2017 VISION ED ISSUE 2

as of: 5/31/2023

FUND	PROJECT	TITLE	REVISED BUDGET	MTD ACTUAL	YTD ACTUAL	LTD ACTUAL	ENC	COMM	BALANCE
4003	170000	Zink Lake and Related Improvem	16,885,000.00	0.00	8,225,502.78	11,225,328.75	5,659,671.25	0.00	0.00
4003	170005	Low-Water Dam and Pedestrian B	0.00	0.00	0.00	0.00	0.00	0.00	0.00
4003	170010	Turkey Mountain Urban Wilderne	5,000,000.00	0.00	(20.00)	4,999,980.00	0.00	0.00	20.00
4003	170030	Gilcrease Museum Expansion	6,000,000.00	0.00	488,500.51	5,996,747.24	3,252.76	0.00	(0.00)
4003	170035	Cox Center & Dist Master Plan	27,650,000.00	0.00	3,600.00	27,187,101.05	225,830.59	0.00	237,068.36
4003	170040	Tulsa Fairgrounds	3,675,000.00	0.00	0.00	3,675,000.00	0.00	0.00	0.00
4003	170045	Airport Infrastructure	9,100,000.00	0.00	0.00	9,100,000.00	0.00	0.00	0.00
4003	170050	Tulsa Zoo & Living Museum	3,000,000.00	24,861.42	595,418.79	2,999,168.24	1,663.52	0.00	(831.76)
4003	170055	Langston Health Complex Exp	11,450,000.00	0.00	0.00	11,450,000.00	0.00	0.00	0.00
4003	170060	BMX National Headquarters	13,650,000.00	0.00	140.49	13,411,382.92	0.00	0.00	238,617.08
4003	170070	Public School Safety First	4,750,000.00	420,745.18	429,945.18	4,373,954.93	376,045.07	0.00	0.00
4003	170085	Peoria - Mohawk: Business Park	2,500,000.00	0.00	0.00	2,500,000.00	0.00	0.00	0.00
4003	170105	Discovery Lab Site	8,000,000.00	0.00	0.00	8,000,000.00	0.00	0.00	0.00
4003	170110	N Peoria Conn 56-Mohawk	3,000,000.00	74,200.00	74,200.00	1,873,255.95	843,563.40	0.00	283,180.65
4003	170125	McCullough Park	540,000.00	0.00	15,369.60	529,129.74	10,870.26	0.00	(0.00)
4003	170140	Rt 66 Village Train Depot	2,600,000.00	0.00	7,224.76	2,575,337.93	0.00	0.00	24,662.07
4003	170150B	2017 Vision ED Issue Bond Cost	300,000.00	0.00	0.00	266,171.09	0.00	0.00	33,828.91
			\$ 118,100,000.00	\$ 519,806.60	\$ 9,839,882.11	\$ 110,162,557.84	\$ 7,120,896.85	\$ -	\$ 816,545.31

**2016 VISION ADVANCE FUNDED
REVENUE BOND FUND**

FUND 4004

(2016 ADVANCE FUNDED BOND FUND)

**CITY OF TULSA, OKLAHOMA
SALES TAX OVERVIEW COMMITTEE REPORT
FUND 4004 - 2017 VISION ECONOMIC DEVELOPMENT BOND ISSUE 3**

**STATEMENT OF REVENUES, EXPENDITURES AND ENCUMBRANCES
FOR THE ELEVEN MONTHS ENDED MAY 31, 2023**

	FY ESTIMATED REVENUES/ LIFE-TO-DATE APPROPRIATIONS	CURRENT MONTH	ACTUAL YEAR TO DATE	LIFE TO DATE	OUTSTANDING REVENUES/ BALANCE OF APPROPRIATIONS
Revenue					
Bond Sale Receipts	\$	\$	\$	\$ 114,025,000.00	\$
Donations					
Miscellaneous Revenue					
Total Revenue				<u>114,025,000.00</u>	
Expenditures					
Project Expenditures	114,025,000.00	2,207,142.82	31,768,427.60	55,622,438.95	58,402,561.05
Total Expenditures	<u>114,025,000.00</u>	<u>2,207,142.82</u>	<u>31,768,427.60</u>	<u>55,622,438.95</u>	<u>58,402,561.05</u>
Excess (Deficiency) of Revenue Over Expenditures			(31,768,427.60)	58,402,561.05	
Completed Projects Encumbrances			<u>37,843,628.24</u>	<u>37,843,628.24</u>	
Excess (Deficiency) of Revenue Over Expenditures and Encumbrances			(69,612,055.84)	20,558,932.81	
June 30, 2022 Ending Fund Balance			44,421,290.55		
Prior year expenditures					
June 30, 2022 Encumbrances			<u>45,749,698.10</u>		
Adjusted Beginning Fund Balance			90,170,988.65		
Ending Fund Balance			<u>\$ 20,558,932.81</u>	<u>\$ 20,558,932.81</u>	

Fund 4004
2017 VISION ED ISSUE 3

as of: 5/31/2023

FUND	PROJECT	TITLE	REVISED BUDGET	MTD ACTUAL	YTD ACTUAL	LTD ACTUAL	ENC	COMM	BALANCE
4004	170005	Low-Water Dam and Pedestrian B	2,800,000.00	0.00	0.00	47.05	0.00	0.00	2,799,952.95
4004	170030	Gilcrease Museum Expansion	58,000,000.00	349,598.06	23,025,301.80	37,598,281.78	17,742,332.20	0.00	2,659,386.02
4004	170045	Airport Infrastructure	9,100,000.00	0.00	906,595.41	2,105,772.51	673,312.76	0.00	6,320,914.73
4004	170050	Tulsa Zoo & Living Museum	22,000,000.00	1,857,544.76	7,315,587.72	7,328,477.72	14,671,522.28	0.00	0.00
4004	170055	Langston Health Complex Exp	3,000,000.00	0.00	0.00	3,000,000.00	0.00	0.00	0.00
4004	170060	BMX National Headquarters	3,600,000.00	0.00	0.00	3,600,000.00	(0.00)	0.00	0.00
4004	170065	South Mingo Corridor	3,000,000.00	0.00	0.00	0.00	0.00	0.00	3,000,000.00
4004	170070	Public School Safety First	4,750,000.00	0.00	0.00	0.00	4,750,000.00	0.00	0.00
4004	170080MOED	CW & Rt 66 Beaut Reinvestment_	150,000.00	0.00	0.00	0.00	0.00	0.00	150,000.00
4004	170085	Peoria - Mohawk Business Park	4,200,000.00	0.00	0.00	1,832,704.40	6,461.00	0.00	2,360,834.60
4004	170135	Go Plan Priority Projects	3,125,000.00	0.00	0.00	3,125,000.00	(0.00)	0.00	0.00
4004	170150C	2017 Vision ED Issue Bond Cost	300,000.00	0.00	0.00	251,746.96	0.00	0.00	48,253.04
\$ 114,025,000.00			\$ 2,207,142.82	\$ 31,247,484.93	\$ 58,842,030.42	\$ 37,843,628.24	\$ -	\$ 17,339,341.34	

2008 GO BOND FUNDS

FUNDS 4260-4266 COMBINED

(2008 GENERAL OBLIGATION BOND FUNDS)

**CITY OF TULSA, OKLAHOMA
SALES TAX OVERVIEW COMMITTEE REPORT
FUND 4260-4266 - 2008 GO BOND FUNDS**

**STATEMENT OF REVENUES, EXPENDITURES AND ENCUMBRANCES
FOR THE ELEVEN MONTHS ENDED MAY 31, 2023**

	FY ESTIMATED REVENUES/ LIFE-TO-DATE APPROPRIATIONS	CURRENT MONTH	ACTUAL YEAR TO DATE	LIFE TO DATE	OUTSTANDING REVENUES/ BALANCE OF APPROPRIATIONS
Revenue					
Bond Sale Receipts	\$	\$	\$	\$ 285,000,000.00	\$
Donations					
Miscellaneous Revenue					
Total Revenue				<u>285,000,000.00</u>	
Expenditures					
Project Expenditures	<u>230,054,936.55</u>	<u>3,116,468.32</u>	<u>5,903,415.63</u>	<u>223,803,875.93</u>	<u>6,251,060.62</u>
Total Expenditures	<u>230,054,936.55</u>	<u>3,116,468.32</u>	<u>5,903,415.63</u>	<u>223,803,875.93</u>	<u>6,251,060.62</u>
Excess (Deficiency) of Revenue Over Expenditures			(5,903,415.63)	61,196,124.07	
Completed Projects Encumbrances			<u>3,757,406.69</u>	<u>54,945,063.45</u> <u>3,757,406.69</u>	
Excess (Deficiency) of Revenue Over Expenditures and Encumbrances			(9,660,822.32)	2,493,653.93	
June 30, 2022 Ending Fund Balance			5,545,228.91		
Prior year expenditures					
June 30, 2022 Encumbrances			<u>6,609,247.34</u>		
Adjusted Beginning Fund Balance			<u>12,154,476.25</u>		
Ending Fund Balance			<u>\$ 2,493,653.93</u>	<u>\$ 2,493,653.93</u>	

Fund

426

2008 GO BOND

as of: 5/31/2023

\$ 230,054,936.55 \$ 3,116,468.32 \$ 5,533,061.62 \$ 223,803,875.93 \$ 3,757,406.69 \$ - \$ 2,493,653.93

Project	Project Title	Revised Budget	MTD Actual	YTD Actual	LTD Actual	Encumb	Committed	Balance
104003	61st S-33rd W Ave to Union	1,556,527.90	-	-	1,396,673.54	-	-	159,854.36
104004	71st S-Hwy 75 to Arkansas Rive	3,960,048.74	-	-	3,960,048.74	-	-	-
104005	81ST S-YALE AVE TO SHERIDAN	923,488.36	-	-	923,488.36	-	-	-
104006	101St S-Harvard Ave To Yale	5,330,591.00	-	-	4,708,361.56	(0.00)	-	622,229.44
104008	129th E Ave-21st S to 11th	1,024,994.29	-	-	1,024,994.29	-	-	-
104009	Citywide-Arterial Rehab&Cons	245,000.00	-	-	245,000.00	-	-	-
104010	Citywide-Arterial Sidewalk R	400,000.00	-	-	400,000.00	-	-	-
104011	Citywide - Trails	1,000,000.00	-	-	1,000,000.00	-	-	-
104012	Citywide-Railroad Crossings	500,000.00	-	-	500,000.00	-	-	-
104013	Citywide - Local Match	3,000,000.00	142,031.21	142,031.21	2,959,518.16	-	-	40,481.84
104014	Citywide General Eng/Test/In	164,140.00	-	-	148,744.47	15,395.53	-	-
104015	Citywide Nonarterial Reh&Re	2,870,000.00	-	990,076.35	2,843,219.25	(12,396.37)	-	39,177.12
104016	Citywide Nonarterial Sidewlk	300,000.00	-	-	274,492.22	25,507.78	-	-
104018	129th E Ave Admiral to Pine	2,266,780.70	-	-	2,266,780.70	0.00	-	0.00
104020	Citywide-Arterial Rt&Pv Main	3,694,184.00	-	-	3,694,184.00	(0.00)	-	0.00
104023	Lewis Ave 21st to 11th	-	-	-	-	-	-	-
104024	Memorial Ave 11Th To Admiral	-	-	-	-	-	-	-
1040316324	Admiral & Memorial Intersect	445,721.30	-	-	445,721.30	-	-	-
104032	River Road - 111th to 101st	884,830.08	-	-	884,830.08	-	-	-
104033	61St & Memorial Intersection	817,595.75	-	-	817,595.75	-	-	-
104035	Pine St 129th E Ave Intersec	1,083,614.80	-	-	1,083,614.80	-	-	(0.00)
104036	Harvard Ave - 61St S To 51St	4,124,138.14	-	-	4,124,138.14	-	-	-
104037	Apache St-Yale To Sheridan	395,997.45	-	-	395,997.45	(0.00)	-	0.00
104038	Cinci/Detroit-I244 To Jasper	710,000.00	-	-	710,000.00	-	-	-
104039	Harvard Ave-Admiral To Pine	426,655.29	-	-	426,655.29	-	-	-
104040	Lewis Ave-36Th St N To 46Th	450,400.19	-	-	450,400.19	-	-	(0.00)
104041	Memorial Dr-21St St S To11Th	1,067,161.62	-	-	1,066,589.14	-	-	572.48
104043	PINE ST-YALE TO SHERIDAN RD	411,176.00	-	13,108.65	411,176.00	0.00	-	(0.00)
104045	River Rd-111Th St S To 101St	297,000.00	-	-	297,000.00	-	-	-
104046	Riverside Dr-41St St S To 31	472,541.00	-	-	472,541.00	-	-	-
104047	Union Ave-51St St S To 41St	700,000.00	-	-	700,000.00	-	-	-
104049	21st St S Utica Ave Intersect	200,000.00	-	-	200,000.00	-	-	-
104050	31St St S-Harvard Intersect	300,000.00	-	-	300,000.00	-	-	-
104051	36TH ST N-LEWIS AVE INTERSEC	248,140.69	-	-	248,140.69	0.00	-	(0.00)
104052	41St St S-Harvard Intersect	413,881.00	-	-	413,881.00	-	-	-
104053	Pine St- Yale Ave Intersect	500,000.00	-	-	500,000.00	-	-	-
104054	Citywide-Gen Engr/Test/Inspe	451,860.00	-	-	451,860.00	-	-	-
104060	Bridge 160-5400 E. Apache St	3,444,992.49	-	-	3,444,992.49	-	-	-
104061	Bridge 163-100 S Boulder Ave	7,284,170.84	-	-	7,284,170.84	-	-	-
104062	Bridge 228-3200 S. Riverside	288,476.00	-	-	288,476.00	-	-	0.00
104063	Bridge 234-4200 S. Union Ave	497,012.27	-	-	497,012.27	-	-	-
104064	Bridge 290-200 N 49th W Ave	1,687,083.90	-	-	1,687,083.90	-	-	(0.00)
104065	Bridge 318A 10100 S 72nd E A	3,837,026.52	-	-	3,837,026.52	-	-	(0.00)
104102	Maintenance Zone 1001 (Sw)	2,024,232.64	-	-	2,024,232.64	-	-	-
104106	Maintenance Zone 1006	3,155,338.38	-	-	3,155,338.38	-	-	-
104107	Maintenance Zone 1007	8,150,395.66	-	4,081.93	8,150,155.45	0.00	-	240.21
104171	Maintenance Zone 1071	1,670,676.50	-	-	1,662,194.41	-	-	8,482.09
104230	Maintenance Zone 2130	757,539.81	-	-	757,539.81	-	-	-

Fund
2008 GO BOND

426

as of: 5/31/2023

\$ 230,054,936.55 \$ 3,116,468.32 \$ 5,533,061.62 \$ 223,803,875.93 \$ 3,757,406.69 \$ - \$ 2,493,653.93

Project	Project Title	Revised Budget	MTD Actual	YTD Actual	LTD Actual	Encumb	Committed	Balance
104231	Maintenance Zone 2131	2,455,563.00	-	-	2,451,015.56	-	-	4,547.44
104266	Maintenance Zone 2065 C	6,851,597.00	-	-	5,429,106.70	0.00	-	1,422,490.30
104303	Maintenance Zone 3003	1,715,018.19	-	-	1,715,018.19	-	-	-
104307	Maintenance Zone 3007	1,685,140.62	-	-	1,685,140.62	-	-	-
104309	Maintenance Zone 3009	3,664,377.59	-	-	3,664,377.59	-	-	-
104310	Maintenance Zone 3010	3,825,661.04	-	-	3,825,661.04	-	-	-
104311	Maintenance Zone 3011	678,300.11	-	-	678,300.11	-	-	-
104317	Maintenance Zone 3017	1,680,461.55	-	-	1,672,100.70	-	-	8,360.85
104413	Maintenance Zone 4013	4,745,128.27	-	-	4,725,252.22	-	-	19,876.05
104415	Maintenance Zone 4015	3,037,188.65	-	-	3,037,188.65	-	-	(0.00)
104416	Maintenance Zone 4016	7,304,489.05	-	-	7,304,489.05	-	-	-
104467	Maintenance Zone 4067 (A)	3,000,140.22	-	-	3,000,140.22	-	-	-
104525	Maintenance Zone 5025	5,142,414.45	-	-	5,027,770.95	(0.00)	-	114,643.50
104533	Maintenance Zone 5033	2,527,651.81	-	-	2,527,651.81	-	-	(0.00)
104534	Maintenance Zone 5034	5,535,532.71	-	-	5,535,532.71	-	-	(0.00)
104541	Maintenance Zone 5041	5,454,744.30	-	-	5,454,744.30	-	-	-
104619	Maintenance Zone 6019	1,769,054.10	-	-	1,769,054.10	-	-	-
104628	Maintenance Zone 6028	6,365,510.34	-	-	6,365,510.34	-	-	-
104642	Maintenance Zone 6042	3,548,988.07	-	-	3,548,988.07	-	-	-
104651	Maintenance Zone 6151	5,090,498.00	-	-	5,090,498.00	-	-	(0.00)
104747	Maintenance Zone 7046	2,285,961.71	-	-	2,285,961.71	-	-	-
104753	Maintenance Zone 7053	6,766,990.82	-	-	6,766,990.82	-	-	0.00
104759	Maintenance Zone 7059	2,180,027.87	-	-	2,180,027.87	-	-	-
104760	Maintenance Zone 7060	1,404,314.01	-	-	1,404,314.01	-	-	-
104803	Maintenance Zone 8103	3,883,263.82	-	-	3,883,263.82	-	-	(0.00)
104807	Maintenance Zone 8107	1,865,736.82	-	-	1,865,736.82	-	-	-
104813	Maintenance Zone 8113	3,451,308.54	-	-	3,451,308.54	-	-	-
104863	Maintenance Zone 8063	4,744,774.00	-	-	4,744,774.00	-	-	-
104928	Maintenance Zone 9029 (W)	8,101,606.56	-	-	8,101,606.56	-	-	(0.00)
104930	Maintenance Zone 9030	3,387,206.36	-	-	3,387,206.36	-	-	-
104931	Maintenance Zone 9031	148,855.68	-	-	148,855.68	-	-	-
104936	Maintenance Zone 9036	2,360,756.60	-	-	2,360,756.60	-	-	-
104937	Maintenance Zone 9037	986,951.95	-	-	986,951.95	-	-	-
104944	Maintenance Zone 9044	579,000.00	-	-	579,000.00	-	-	-
134001	5th Street Frisco to Denver	7,221,994.13	-	-	7,221,994.13	-	-	-
144022	Art/NonArt Routine & Preventio	4,250,000.00	-	-	4,249,947.47	0.00	-	52.53
144023	CW - Arterial Rt & Pv Main	8,853,905.93	-	-	8,853,905.93	0.00	-	(0.00)
144063	Bridge Replacement And Rehab	2,200,000.00	970,396.90	970,396.90	970,396.90	1,242,288.07	-	(12,684.97)
144101	Yale Ave 81st - 91st Wdn	10,886,657.08	2,004,040.21	3,272,762.73	9,670,934.96	2,486,611.68	-	(1,270,889.56)
144467	Maintenance Zone 4067	1,336,220.25	-	-	-	-	-	1,336,220.25
144642	Maintenance Zone 6142	400,000.00	-	140,603.85	400,000.00	-	-	-
147200	RP - Pedestrian Bridge Imp	2,248,532.04	-	-	2,248,532.04	-	-	-

2014 GO BOND FUNDS

FUND 4270~4274 COMBINED

(2014 GENERAL OBLIGATION BOND FUNDS)

**CITY OF TULSA, OKLAHOMA
SALES TAX OVERVIEW COMMITTEE REPORT
FUND 4270-4276 - 2014 GO BOND FUNDS**

**STATEMENT OF REVENUES, EXPENDITURES AND ENCUMBRANCES
FOR THE ELEVEN MONTHS ENDED MAY 31, 2023**

	FY ESTIMATED REVENUES/ LIFE-TO-DATE APPROPRIATIONS	CURRENT MONTH	ACTUAL YEAR TO DATE	LIFE TO DATE	OUTSTANDING REVENUES/ BALANCE OF APPROPRIATIONS
Revenue					
Bond Sale Receipts	\$	\$	\$ 7,060,000.00	\$ 313,615,000.00	\$ (7,060,000.00)
Donations					
Miscellaneous Revenue					
Total Revenue			<u>7,060,000.00</u>	<u>313,615,000.00</u>	<u>-7,060,000.00</u>
Expenditures					
Project Expenditures	<u>313,615,000.00</u>	<u>3,502,883.25</u>	<u>18,442,506.09</u>	<u>227,807,588.45</u>	<u>85,807,411.55</u>
Total Expenditures	<u>313,615,000.00</u>	<u>3,502,883.25</u>	<u>18,442,506.09</u>	<u>227,807,588.45</u>	<u>85,807,411.55</u>
Excess (Deficiency) of Revenue Over Expenditures			(11,382,506.09)	85,807,411.55	
Completed Projects Encumbrances			<u>33,526,047.07</u>	<u>33,526,047.07</u>	
Excess (Deficiency) of Revenue Over Expenditures and Encumbrances			(44,908,553.16)	52,281,364.48	
June 30, 2022 Ending Fund Balance			77,469,715.28		
Prior year expenditures					
June 30, 2022 Encumbrances			<u>19,720,202.36</u>		
Adjusted Beginning Fund Balance			<u>97,189,917.64</u>		
Ending Fund Balance			<u>\$ 52,281,364.48</u>	<u>\$ 52,281,364.48</u>	

Fund

427

2014 GO BOND

as of: 5/31/2023

\$ 313,615,000.00 \$ 3,502,883.25 \$ 16,566,887.15 \$ 227,034,053.64 \$ 33,526,047.07 \$ - \$ 53,054,899.29

Project	Project Title	Revised Budget	MTD Actual	YTD Actual	LTD Actual	Encumb	Committed	Balance
144000	Bond Issuance Costs	579,999.78	-	-	578,425.68	-	-	1,574.10
144015	Citywide Nonarterial Reh&Re	2,999,950.00	-	-	1,540,027.27	1,349,722.24	-	110,200.49
144016	Citywide Non-Art Sidewalks	500,000.00	-	-	500,000.00	-	-	0.00
144020	Citywide-Arterial Rt&Pv Main	22,167,489.89	-	175,259.08	22,116,270.49	(0.00)	-	51,219.40
144021	Citywide-Nonarterial Rt&Pv M	52,153,841.85	106,360.35	1,291,225.45	51,253,840.67	775,515.42	-	124,485.76
144060	Bridge189 - 4700 N. Iroquois	191,321.19	-	-	191,321.19	-	-	-
144061	Bridge298 - 2100 E. 61St St	66,650.26	-	-	66,650.26	-	-	-
144061	Bridge298 - 2100 E. 61St St.	543,739.50	-	-	543,739.50	-	-	-
144062	Bridge323B - 12000 E. 21St	60,000.00	-	-	60,000.00	-	-	-
144093	Citywide Matching Funds	3,103,170.00	-	4,350.00	2,936,231.16	166,938.84	-	0.00
144094	ODOT Rehab & Replacement	8,200,000.00	-	11,189.06	5,282,853.58	262,194.67	-	2,654,951.75
144106	Maintenance Zone 1006	2,408,802.62	-	4,999.48	2,394,359.09	14,443.53	-	0.00
144107	Maintenance Zone 1007	530,000.00	-	-	530,000.00	-	-	-
144110	Citywide-Arterial Sidewalks	1,500,000.00	-	-	1,500,000.00	(0.00)	-	(0.00)
144111	Maintenance Zone 1001	8,275,000.00	962.50	1,678,168.98	4,812,218.98	3,140,861.87	-	321,919.15
144153	Maintenance Zone 1153	4,020,000.00	-	14,747.87	392,523.40	3,439,780.33	-	187,696.27
144157	Maintenance Zone 1157	3,612,823.69	-	-	3,612,823.69	0.00	-	0.00
144158	Maintenance Zone 1157	2,326,843.29	-	-	2,318,648.48	8,194.81	-	(0.00)
144168	Maintenance Zone 1068	3,600,000.00	-	-	332,346.88	52,340.85	-	3,215,312.27
144173	Maintenance Zone 1073	458,552.85	-	-	458,552.85	-	-	(0.00)
144176	Maintenance Zone 1076	1,678,019.41	-	-	1,678,019.41	0.00	-	-
144199	Maintenance Zone 1099	3,120,000.00	11,160.00	53,267.00	2,508,209.59	19,289.22	-	592,501.19
144200	Architect and Engineering Serv	330,000.00	-	-	330,000.00	-	-	-
144200	36 St: N MLK - Peoria Ave	2,920,000.00	3,095.00	461,275.21	2,793,084.17	80.00	-	126,835.83
144201	Apache St: Mlk - Peoria	2,692,774.79	-	246.93	2,692,774.79	0.00	-	(0.00)
144202	Apachee: Peoria - Lewis Ave	300,000.00	-	-	300,000.00	-	-	-
144202	Apache: Peoria - Lewis Ave	2,365,000.00	512.94	1,790.94	29,156.65	25,875.99	-	2,309,967.36
144203	W 41st St S 41st W - S 33rd W	1,685,000.00	151,148.83	994,089.79	1,170,019.81	514,980.19	-	-
144204	S33rd W: 41st St to 51st St	2,730,000.00	593.68	2,075.88	443,918.45	1,935,317.49	-	350,764.06
144205	Apache St: Lewis To Harvard	2,070,000.00	-	896,252.63	1,707,115.02	17,556.00	-	345,328.98
144206	11th St: Peoria to Utica	1,820,000.00	-	-	1,820,000.00	(0.00)	-	0.00
144207	11Th St: Lewis Ave - Harvard	200,000.00	-	-	200,000.00	-	-	-
144208	11th St: Sheridan - Memorial	1,780,000.00	-	964,787.87	1,625,764.67	154,235.33	-	(0.00)
144209	21St St: Garnett To 129Th E	300,000.00	-	-	300,000.00	-	-	-
144209	21st St: Garnett to 129th E	2,435,050.00	-	-	2,017,895.64	27,500.00	-	389,654.36
144210	21St St-129Th East Ave Inter	250,000.00	-	621.67	249,200.48	799.52	-	0.00
144210	21st St-129th East Ave Inter	-	-	-	-	-	-	-
144210	21st St-129th East Ave INTERSC	1,965,000.00	-	75,529.60	1,828,247.11	136,752.89	-	-
144211	41St: Garnett - 129 E Ave	1,601,612.81	-	-	1,601,612.81	(0.00)	-	0.00
144212	51st St Sheridan to Memorial	1,055,651.29	-	-	1,047,661.29	0.00	-	7,990.00
144213	91st Harvard - Yale	285,000.00	-	-	176,003.18	18,903.29	-	90,093.53
144214	Sheridan 81st to 91st	1,525,950.99	-	-	1,525,950.99	(0.00)	-	0.00
144215	Peoria: 41St St - 51St St.	300,000.00	-	-	300,000.00	-	-	-
144215	Peoria: 41st - 51st	2,885,000.00	2,052.00	3,588.08	7,193.75	2,538,962.00	-	338,844.25
144216	41st St: Lewis to Harvard	2,730,000.00	-	2,275.57	2,721,437.50	8,562.50	-	(0.00)
144217	Apache & Harvard Intersectio	197,740.00	-	-	196,823.70	-	-	916.30
144217	Apache & Harvard Intersect	785,000.00	11,861.39	774,965.00	775,000.00	10,000.00	-	-
144217	Apache & Harvard INTERSCTN	990,000.00	218,232.67	330,064.04	330,064.04	659,935.96	-	-
144218	41st St & Lewis Intersection	2,055,000.00	-	9,470.09	2,055,000.00	-	-	-
144219	Maintenance Zone 2119	367,980.36	-	-	366,480.36	1,500.00	-	(0.00)
144225	Maintenance Zone 2125	2,574,462.36	-	(47,500.00)	2,526,962.36	(0.00)	-	47,500.00
144226	Maintenance Zone 2126	349,710.26	-	-	349,710.26	-	-	0.00

Fund
2014 GO BOND

427

as of: 5/31/2023

\$ 313,615,000.00 \$ 3,502,883.25 \$ 16,566,887.15 \$ 227,034,053.64 \$ 33,526,047.07 \$ - \$ 53,054,899.29

Project	Project Title	Revised Budget	MTD Actual	YTD Actual	LTD Actual	Encumb	Committed	Balance
144230	Maintenance Zone 2130	3,895,000.00	1,605.00	23,254.00	3,693,882.47	3,397.79	-	197,719.74
144255	Maintenance Zone 2055	1,269,095.86	-	-	1,268,068.10	1,027.76	-	0.00
144256	Maintenance Zone 2056	1,268,393.91	-	-	1,268,393.91	-	-	(0.00)
144264	Maintenance Zone 2064	1,266,509.88	-	-	1,266,509.88	0.00	-	(0.00)
144265	Maintenance Zone 2065	959,200.67	-	-	957,942.60	-	-	1,258.07
144303	Maintenance Zone 3003	625,681.40	-	-	625,681.40	-	-	(0.00)
144304	Maintenance Zone 3004	1,412,273.54	-	-	1,412,273.54	0.00	-	0.00
144309	Citywide - Arterial Rehab	13,095,677.29	33,025.00	1,725,644.23	4,308,972.10	2,222,577.84	-	6,564,127.35
144310	Maintenance Zone 3010	7,929,998.00	-	10,470.20	722,785.21	20,486.91	-	7,186,725.88
144311	Maintenance Zone 3011	9,485,000.00	-	-	7,933,694.64	78,992.50	-	1,472,312.86
144317	Maintenance Zone 3017	750,000.00	-	-	599,915.15	63,268.44	-	86,816.41
144318	Maintenance Zone 3018	417,056.72	-	-	415,498.17	1,558.55	-	(0.00)
144320	Maintenance Zone 3020	4,500,000.00	-	8,991.05	335,436.20	30,718.85	-	4,133,844.95
144380	Maintenance Zone 3080	189,047.02	-	-	189,047.02	-	-	0.00
144413	Maintenance Zone 4013	535,058.95	-	-	511,528.37	23,530.58	-	(0.00)
144415	Maintenance Zone 4015	637,042.77	-	-	637,042.77	-	-	-
144421	Maintenance Zone 4021	3,655,000.00	18,939.17	36,364.75	371,235.62	32,184.73	-	3,251,579.65
144430	Maintenance Zone 4030	1,686,709.57	-	-	1,686,709.57	-	-	0.00
144431	Maintenance Zone 4031	11,680,000.00	2,441,098.43	3,800,431.91	4,577,740.10	7,048,956.97	-	53,302.93
144452	Maintenance Zone 4152	600,000.00	15,712.00	15,712.00	395,908.06	29,806.79	-	174,285.15
144467	Maintenance Zone 4067	4,855,000.00	-	9,461.36	3,371,805.21	10,000.00	-	1,473,194.79
144527	Maintenance Zone 5027	1,387,897.01	-	-	1,387,897.01	-	-	-
144533	Maintenance Zone 5033	4,880,000.00	-	1,730.30	4,879,987.32	-	-	12.68
144539	Maintenance Zone 5039	3,382,395.92	-	-	3,382,395.92	0.00	-	(0.00)
144546	Maintenance Zone 5046	600,000.00	-	-	600,000.00	(0.00)	-	0.00
144547	Maintenance Zone 5047	10,470,000.00	-	44,488.55	946,583.12	1,798,881.32	-	7,724,535.56
144627	Maintenance Zone 6027	1,006,165.51	-	-	1,006,165.51	-	-	(0.00)
144628	Maintenance Zone 6028	8,060,000.00	94,780.50	1,986,896.78	2,916,617.35	970,485.44	-	4,172,897.21
144635	Maintenance Zone 6035	3,306,365.97	-	-	3,304,854.80	0.00	-	1,511.17
144642	Maintenance Zone 6142	900,000.00	206,239.66	322,121.26	831,619.90	0.00	-	68,380.10
144645	Maintenance Zone 6145	2,640,000.00	-	3,512.50	2,544,554.52	18,488.01	-	76,957.47
144647	Maintenance Zone 6147	991,060.09	-	-	991,060.09	-	-	0.00
144700	Maintenance Zone 7100	1,313,991.88	-	-	1,313,991.88	(0.00)	-	0.00
144733	Maintenance Zone 7133	950,370.76	-	-	950,370.76	-	-	-
144740	Maintenance Zone 7040	3,275,000.00	-	-	3,224,845.00	49,802.75	-	352.25
144748	Maintenance Zone 7048	1,181,565.79	-	-	1,181,565.79	(0.00)	-	-
144754	Maintenance Zone 7054	1,000,000.00	-	104.50	727,510.40	18,989.60	-	253,500.00
144760	Maintenance Zone 7060	3,320,928.33	-	-	3,320,928.33	-	-	(0.00)
144803	Maintenance Zone 8103	1,775,162.45	-	-	1,775,162.45	-	-	(0.00)
144812	Maintenance Zone 8112	1,778,077.06	-	-	1,778,077.06	-	-	0.00
144857	Maintenance Zone 8057	2,570,000.00	-	-	2,134,255.27	124,182.34	-	311,562.39
144863	Maintenance Zone 8063	6,620,000.00	4,678.04	181,468.25	869,277.47	2,379,861.92	-	3,370,860.61
144931	Maintenance Zone 9031	518,453.57	-	-	518,453.57	-	-	(0.00)
144943	Maintenance Zone 9043	2,615,462.22	-	-	2,615,462.22	0.00	-	(0.00)
144944	Maintenance Zone 9044	4,000,000.00	-	4,347.73	3,906,614.67	88,116.37	-	5,268.96
144945	Maintenance Zone 9045	3,860,000.00	-	-	3,381,803.09	(0.00)	-	478,196.91
144949	Maintenance Zone 9049	1,200,000.00	-	2,726.36	694,919.86	75,735.48	-	429,344.66
144950	Maintenance Zone 9050	2,975,000.00	180,826.09	685,609.53	941,653.73	1,900,449.03	-	132,897.24
144951	Maintenance Zone 9051	1,550,000.00	-	811.67	129,996.59	1,254,304.16	-	165,699.25
144958	Maintenance Zone 9058	936,390.67	-	-	936,390.67	-	-	(0.00)
193140000Z	Mingo Creek Trail - 41st to 51	196,830.00	-	-	196,830.00	-	-	-

2020 GO BOND FUNDS

FUND 4281~428x COMBINED

(2020 GENERAL OBLIGATION BOND FUNDS)

**CITY OF TULSA, OKLAHOMA
SALES TAX OVERVIEW COMMITTEE REPORT
FUND 4281-4283 - 2020 GO BOND FUNDS**

**STATEMENT OF REVENUES, EXPENDITURES AND ENCUMBRANCES
FOR THE ELEVEN MONTHS ENDED MAY 31, 2023**

	FY ESTIMATED REVENUES/ LIFE-TO-DATE APPROPRIATIONS	CURRENT MONTH	ACTUAL YEAR TO DATE	LIFE TO DATE	OUTSTANDING REVENUES/ BALANCE OF APPROPRIATIONS
Revenue					
Bond Sale Receipts	\$	\$	\$ 57,620,000.00	\$ 149,015,000.00	\$ (57,620,000.00)
Donations					
Miscellaneous Revenue					
Total Revenue			<u>57,620,000.00</u>	<u>149,015,000.00</u>	<u>-57,620,000.00</u>
Expenditures					
Project Expenditures	<u>149,015,000.00</u>	<u>493,044.98</u>	<u>14,427,932.84</u>	<u>25,695,347.31</u>	<u>123,319,652.69</u>
Total Expenditures	<u>149,015,000.00</u>	<u>493,044.98</u>	<u>14,427,932.84</u>	<u>25,695,347.31</u>	<u>123,319,652.69</u>
Excess (Deficiency) of Revenue Over Expenditures			43,192,067.16	123,319,652.69	
Completed Projects Encumbrances			<u>24,254,596.68</u>	<u>24,254,596.68</u>	
Excess (Deficiency) of Revenue Over Expenditures and Encumbrances			18,937,470.48	99,065,056.01	
June 30, 2022 Ending Fund Balance			64,082,214.01		
Prior year expenditures					
June 30, 2022 Encumbrances			<u>16,045,371.52</u>		
Adjusted Beginning Fund Balance			<u>80,127,585.53</u>		
Ending Fund Balance			<u>\$ 99,065,056.01</u>	<u>\$ 99,065,056.01</u>	

Fund
2020 GO BOND

428

as of: 5/31/2023

\$ 149,015,000.00 \$ 493,044.98 \$ 14,427,932.84 \$ 25,695,347.31 \$ 24,043,814.68 \$ 210,782.00 \$ 99,065,056.01

Project	Project Title	Revised Budget	MTD Actual	YTD Actual	LTD Actual	Encumb	Committed	Balance
2019X0000Z	Bond Issuance Cost	432,542.00	-	140,451.99	347,105.11	-	-	85,436.89
2035X0001Z	Transit-MTTA - Route 66 BRT	5,330,000.00	186,370.97	469,757.87	1,236,777.56	932,336.75	-	3,160,885.69
2036A0007Z	Apache St: Harvard Ave - Yale	990,000.00	-	-	-	49,500.00	-	940,500.00
2036A0013Z	Gilcrease Rd: Apache St - Pine	800,000.00	-	-	-	-	-	800,000.00
2036A0025Z	41st St S: Union Ave - Elwood	250,000.00	-	-	-	169,949.00	-	80,051.00
2036A0035Z	41st St S & Elwood Ave INTERSC	50,000.00	-	-	-	50,000.00	-	-
2036A0042Z	Pine St: Lewis Ave - Harvard A	200,000.00	-	-	-	200,000.00	-	-
2036A0043Z	Pine St: State Hwy 11 - Mingo	175,000.00	-	-	-	175,000.00	-	-
2036A0047Z	Admiral Pl: Memorial Dr - Ming	240,000.00	-	8,000.00	8,000.00	0.00	-	232,000.00
2036A0050Z	Yale Ave: Apache St - Pine St	150,000.00	-	-	-	-	-	150,000.00
2036A0055Z	129th E Ave: Apache St - Pine	150,000.00	26,332.02	83,831.71	83,831.71	43,168.29	-	23,000.00
2036A0058Z	Pine St & Mingo Rd INTERSCTN	200,000.00	-	14,214.51	14,214.51	295.49	-	185,490.00
2036A0064Z	11th St S: Utica Ave - Lewis A	500,000.00	-	-	20,360.60	470,000.00	-	9,639.40
2036A0072Z	11th St S & Lewis Ave INTERSCT	270,000.00	-	-	-	270,000.00	-	-
2036A0092Z	31st St S: Garnett Rd - 129th	200,000.00	-	-	-	-	-	200,000.00
2036A0119Z	Sheridan Rd: 71st St S - 81st	200,000.00	-	-	-	137,700.00	-	62,300.00
2036A1000Z	CW Arterial Routine & Preventi	14,567,575.89	25,366.30	4,189,922.11	7,147,280.36	3,084,687.97	-	4,335,607.56
2036A1001Z	R&P: Pavement Reinspection	500,000.00	3,006.63	118,433.30	456,532.36	43,467.64	-	(0.00)
2036D0002Z	CBD: MLK & Detroit north of BN	1,400,000.00	2,753.55	2,753.55	1,326,508.93	18,674.06	-	54,817.01
2036D0004Z	CBD: Detroit Ave south of BNSF	1,090,000.00	-	10,080.60	140,000.00	-	-	950,000.00
2036D0005Z	CBD: Reconciliation Way	765,000.00	-	-	83,102.75	-	-	681,897.25
2036D0007Z	CBD: Alleyways	695,000.00	918.61	35,412.31	230,802.99	0.00	-	464,197.01
2036N0001Z	CW NonArterial Routine & Preve	18,399,914.34	8,857.52	5,783,802.68	6,879,492.51	7,169,896.94	-	4,350,524.89
2036N1007Z	Maintenance Zone 1007	119,999.77	-	-	84,055.86	11,706.24	-	24,237.67
2036N1070Z	Maintenance Zone 1070	250,000.00	-	648.45	218,900.00	(0.00)	-	31,100.00
2036N1076Z	Maintenance Zone 1076	250,000.00	-	7,316.21	224,661.26	23,594.95	-	1,743.79
2036N1078Z	Maintenance Zone 1078	300,000.00	-	-	226,834.03	26,097.54	-	47,068.43
2036N2056Z	Maintenance Zone 2056	200,000.00	-	-	-	110,220.45	-	89,779.55
2036N2065Z	Maintenance Zone 2065	3,802,167.00	-	985.77	202,096.62	25,513.38	-	3,574,557.00
2036N2066Z	Maintenance Zone 2066	187,833.00	-	3,147.58	111,053.63	11,113.37	-	65,666.00
2036N3081Z	Maintenance Zone 3081	840,000.00	-	-	66,380.11	3,807.17	-	769,812.72
2036N4014Z	Maintenance Zone 4014	200,000.00	-	-	125,713.48	9,520.52	-	64,766.00
2036N4021Z	Maintenance Zone 4021	330,000.00	1,511.22	35,822.30	220,855.38	35,053.68	-	74,090.94
2036N4022Z	Maintenance Zone 4022	3,450,000.00	-	-	288,916.94	12,280.08	-	3,148,802.98
2036N4030Z	Maintenance Zone 4030	1,030,000.00	390.00	222,820.70	376,373.20	610,990.80	-	42,636.00
2036N5040Z	Maintenance Zone 5040	780,000.00	616.35	27,614.06	79,369.49	11,054.03	-	689,576.48
2036N6035Z	Maintenance Zone 6035	1,140,000.00	-	-	-	80,055.00	-	1,059,945.00
2036N7048Z	Maintenance Zone 7048	251,630.00	-	23,657.00	233,128.08	18,501.92	-	-
2036N7060Z	Maintenance Zone 7060	990,000.00	-	902.39	67,673.82	15,830.57	-	906,495.61
2036N8057Z	Maintenance Zone 8057	1,900,000.00	196.17	17,175.47	118,634.34	1,098,278.49	-	683,087.17
2036N8102Z	Maintenance Zone 8102	2,550,000.00	-	-	158,157.62	13,076.38	-	2,378,766.00
2036N9037Z	Maintenance Zone 9037	2,030,000.00	-	9,844.00	155,375.32	10,000.00	-	1,864,624.68
2036N9038Z	Maintenance Zone 9038	890,000.00	1,532.00	1,532.00	74,143.70	10,024.14	-	805,832.16
2036N9044Z	Maintenance Zone 9044	350,000.00	31,779.30	138,006.11	138,006.11	63,754.82	-	148,239.07
2036N9050Z	Maintenance Zone 9050	1,350,000.00	-	25,233.72	97,728.33	10,028.33	-	1,242,243.34
2036N9051Z	Maintenance Zone 9051	110,000.00	-	-	84,053.27	11,054.44	-	14,892.29
2036S0001Z	ADA: Sidewalk Corridors	2,660,000.00	-	-	-	-	-	2,660,000.00
2036S0002Z	BPI: Go Plan Implement - ENG	2,500,000.00	-	307,377.97	307,377.97	358,405.23	-	1,834,216.80
2036S0003Z	BPI: Go Plan Implement - Traff	40,000.00	-	-	-	-	-	40,000.00
2036S0004Z	BPI: Arterial Sidewalk	1,000,000.00	-	602,241.65	686,239.02	1,132.90	-	312,628.08

Fund
2020 GO BOND

428

as of: 5/31/2023

\$ 149,015,000.00 \$ 493,044.98 \$ 14,427,932.84 \$ 25,695,347.31 \$ 24,043,814.68 \$ 210,782.00 \$ 99,065,056.01

Project	Project Title	Revised Budget	MTD Actual	YTD Actual	LTD Actual	Encumb	Committed	Balance
2036S0005Z	BPI: Non Arterial Sidewalk	300,000.00	-	12,304.72	93,677.43	16,506.00	7,500.00	182,316.57
2036W0004Z	91 St S: Memorial - Mingo Rd W	2,200,000.00	-	-	-	-	-	2,200,000.00
2036X0001Z	ADA: Transition Plan Update	250,000.00	-	17,124.86	244,767.89	5,232.11	-	(0.00)
2036X0002Z	ADA: Transit Stops	190,000.00	-	-	-	-	-	190,000.00
2036X0003Z	ADA: Signalized Intersections	960,000.00	-	-	-	-	-	960,000.00
2036X0005Z	TE: Signal Coord and Communica	520,000.00	-	-	-	-	-	520,000.00
2036X0006Z	TE: Signal Instal, Repair and	1,560,000.00	-	-	-	-	-	1,560,000.00
2036X0007Z	TE: Traffic Calming	470,000.00	-	-	30,438.44	305,019.43	-	134,542.13
2036X0008Z	TE: Lighting Repair and Replac	310,000.00	-	-	-	100,000.00	-	210,000.00
2036X0009Z	TE: Pavement Markings and Sign	1,950,000.00	-	-	-	375,000.00	203,282.00	1,371,718.00
2036X0010Z	TE: Guardrail Repair and Repl	260,000.00	-	-	-	-	-	260,000.00
2036X0011Z	Arena District Master Pln Impl	582,458.00	-	-	-	-	-	582,458.00
2037B0167Z	Bridge #167	130,000.00	-	-	15,300.00	114,700.00	-	-
2037B0173Z	Bridge #173	400,000.00	-	-	-	-	-	400,000.00
2037B0201C	Bridge #201C	100,000.00	-	-	-	8,000.00	-	92,000.00
2037B0204Z	Bridge #204	1,200,000.00	-	29,269.93	105,130.20	33,568.31	-	1,061,301.49
2037B0232A	Bridge #232A	700,000.00	-	-	22,300.00	-	-	677,700.00
2037B0241Z	Bridge #241	1,100,000.00	-	-	53,948.26	10,000.00	-	1,036,051.74
2037B0245Z	Bridge #245	860,000.00	1,385.87	17,266.26	48,445.74	40,254.26	-	771,300.00
2037B0258Z	Bridge #258	275,000.00	-	-	35,000.00	-	-	240,000.00
2037B0261A	Bridge #261A	175,000.00	-	-	24,000.00	151,000.00	-	-
2037B0261B	Bridge #261B	175,000.00	205.76	205.76	24,205.76	94,520.00	-	56,274.24
2037B0263Z	Bridge #263	465,000.00	-	3,540.69	33,540.69	1,459.31	-	430,000.00
2037B0269Z	Bridge #269	400,000.00	-	-	-	25,000.00	-	375,000.00
2037B0286Z	Bridge #286	150,000.00	-	-	-	8,000.00	-	142,000.00
2037B0301A	Bridge #301A	200,000.00	-	2,068.60	23,527.23	1,472.77	-	175,000.00
2037B0301Z	Bridge #301	165,000.00	-	13,569.00	13,569.00	21,431.00	-	130,000.00
2037B0343Z	Bridge #343	50,000.00	-	-	-	4,000.00	-	46,000.00
2037B0359Z	Bridge #359	50,000.00	-	-	15,000.00	35,000.00	-	-
2037B0423Z	Bridge #423	100,000.00	-	-	-	8,000.00	-	92,000.00
2037B1000Z	CW Bridge Rehab and Inspection	300,000.00	-	61,215.77	113,347.00	-	-	186,653.00
2039X0009Z	TE: Traffic Studies	100,000.00	-	-	25,000.00	-	-	75,000.00
2036A0002Z	46th St N: Peoria Ave - Lewis	1,200,000.00	-	135,668.32	150,000.00	(0.00)	-	1,050,000.00
2036A0005Z	36 St N: Osage County Ln - MLK	75,000.00	-	-	-	-	-	75,000.00
2036A0008Z	Pine St: Gilcrease Rd - Union	470,000.00	-	-	-	470,000.00	-	-
2036A0009Z	Pine St: Peoria Ave - Lewis Av	340,000.00	-	20,000.00	20,000.00	320,000.00	-	-
2036A0010Z	Edison St: 33rd W Ave - Union	1,050,000.00	-	-	-	1,050,000.00	-	-
2036A0011Z	33rd W Ave: Apache St - Pine S	1,350,000.00	923.47	923.47	923.47	-	-	1,349,076.53
2036A0012Z	33rd W Ave: Pine St - Edison S	700,000.00	-	-	-	700,000.00	-	-
2036A0015Z	MLK Jr Blvd: 36th St N - Apach	1,950,000.00	-	-	-	-	-	1,950,000.00
2036A0016Z	MLK Jr Blvd: Apache St - Pine	75,000.00	-	-	-	-	-	75,000.00
2036A0017Z	Peoria Ave: 56th St N - 46th S	850,000.00	-	3,336.80	55,000.00	-	-	795,000.00
2036A0018Z	Peoria Ave: 46th St N - 36th S	900,000.00	-	6,468.48	68,444.72	-	-	831,555.28
2036A0020Z	Lewis Ave: Pine St - Admiral P	320,000.00	-	-	-	320,000.00	-	-
2036A0021Z	Harvard Ave: Mohawk Blvd - 36	500,000.00	-	-	-	38,765.21	-	461,234.79
2036A0022Z	36 St N & Harvard Ave INTERSCT	20,000.00	-	-	-	11,000.00	-	9,000.00
2036A0023Z	Apache St & MLK Blvd INTERSCTN	50,000.00	-	-	-	-	-	50,000.00
2036A0024Z	Pine St & Gilcrease Rd INTERSC	100,000.00	-	-	-	-	-	100,000.00
2036A0027Z	61st St S: Lewis Ave - Harvard	1,020,000.00	-	-	-	49,500.00	-	970,500.00
2036A0031Z	Delaware Ave: 81st St S - 91st	1,400,000.00	-	-	-	-	-	1,400,000.00

Fund
2020 GO BOND

428

as of: 5/31/2023

\$ 149,015,000.00 \$ 493,044.98 \$ 14,427,932.84 \$ 25,695,347.31 \$ 24,043,814.68 \$ 210,782.00 \$ 99,065,056.01

Project	Project Title	Revised Budget	MTD Actual	YTD Actual	LTD Actual	Encumb	Committed	Balance
2036A0039Z	36th St N: Garnett Rd - 129th	200,000.00	-	-	-	35,389.87	-	164,610.13
2036A0045Z	Pine St: Garnett Rd - 129th E	150,000.00	-	-	-	35,367.50	-	114,632.50
2036A0046Z	Admiral: Sheridan Rd - Memoria	1,200,000.00	-	10,000.00	10,000.00	-	-	1,190,000.00
2036A0048Z	Admiral: Garnett Rd - 129th E	140,000.00	-	8,000.00	8,000.00	-	-	132,000.00
2036A0056Z	36 St N & 129th E Ave INTERSCT	75,000.00	-	53,881.24	53,881.24	21,118.76	-	-
2036A0059Z	Pine St & Garnett Rd INTERSCTN	75,000.00	-	-	-	75,000.00	-	-
2036A0060Z	Admiral & Sheridan Rd INTERSCT	200,000.00	-	-	-	-	-	200,000.00
2036A0067Z	15th St S: Harvard Ave - Yale	200,000.00	-	5,747.17	5,747.17	104,252.83	-	90,000.00
2036A0074Z	15th St S & Harvard INTERSCTN	100,000.00	37,754.34	37,754.34	37,754.34	14,365.66	-	47,880.00
2036A0076Z	31st St S & Peoria Ave INTERSC	52,097.00	-	-	-	52,097.00	-	-
2036A0086Z	Admiral: 225 E Av - 22200 E Ad	850,000.00	-	-	-	-	-	850,000.00
2036A0089Z	11 St S: 177th E Ave - 193rd E	140,000.00	-	-	-	-	-	140,000.00
2036A0097Z	161st E Ave: 11th St S - 21st	200,000.00	-	-	-	-	-	200,000.00
2036A0099Z	11 St S & 161st E Ave INTERSCT	50,000.00	-	-	-	-	-	50,000.00
2036A0101Z	11 St S & 193rd E Ave INTERSCT	70,000.00	-	-	-	-	-	70,000.00
2036A0110Z	Mingo Rd: 61st St S - 71st St	200,000.00	-	-	-	-	-	200,000.00
2036A0124Z	Peoria Ave: 31st St S - 41st S	125,000.00	-	-	-	68,768.00	-	56,232.00
2036A0125Z	Lewis Ave: 41st St S - I-44	1,530,000.00	-	85,277.10	85,277.10	0.00	-	1,444,722.90
2036D0001Z	CBD: 4th St	325,000.00	-	-	-	310,153.00	-	14,847.00
2036N1097Z	Maintenance Zone 1097	1,210,000.00	-	-	-	15,000.00	-	1,195,000.00
2036N1153Z	Maintenance Zone 1153	300,000.00	23,257.80	157,174.09	170,035.00	0.00	-	129,965.00
2036N1155Z	Maintenance Zone 1155	510,000.00	2,248.00	23,665.76	52,248.00	(0.00)	-	457,752.00
2036N1157Z	Maintenance Zone 1157	110,000.00	-	-	-	10,000.00	-	100,000.00
2036N3010Z	Maintenance Zone 3010	200,000.00	-	77,732.50	77,732.50	52,267.50	-	70,000.00
2036N3075Z	Maintenance Zone 3075	280,000.00	2,248.00	47,248.00	47,248.00	20,828.00	-	211,924.00
2036N4023Z	Maintenance Zone 4023	490,000.00	5,327.00	47,664.54	47,664.54	7,662.46	-	434,673.00
2036N4067Z	Maintenance Zone 4067	1,070,000.00	-	13,060.93	15,000.00	(0.00)	-	1,055,000.00
2036N4069Z	Maintenance Zone 4069	400,000.00	-	140,018.92	140,018.92	59,981.08	-	200,000.00
2036N5016Z	Maintenance Zone 5016	800,000.00	4,861.82	233,996.91	251,899.21	324,100.79	-	224,000.00
2036N5027Z	Maintenance Zone 5027	100,000.00	-	49,147.92	50,558.67	0.00	-	49,441.33
2036N5039Z	Maintenance Zone 5039	1,530,000.00	-	-	1,773.44	13,226.56	-	1,515,000.00
2036N6142Z	Maintenance Zone 6142	1,048,370.00	3,881.31	46,148.40	47,539.16	18,293.84	-	982,537.00
2036N8113Z	Maintenance Zone 8113	240,000.00	-	21,000.00	21,000.00	8,000.00	-	211,000.00
2036N9036Z	Maintenance Zone 9036	420,000.00	5,682.43	125,066.30	125,066.30	110,909.18	-	184,024.52
2036N9045Z	Maintenance Zone 9045	580,000.00	-	-	-	29,000.00	-	551,000.00
2036N9049Z	Maintenance Zone 9049	400,000.00	-	149,961.35	209,825.79	12,174.21	-	178,000.00
2036N9052Z	Maintenance Zone 9052	180,000.00	-	9,119.66	9,119.66	19,826.60	-	151,053.74
2036W0001Z	Gilcrease Rd: Pine St - Admira	12,000,000.00	200,850.60	329,123.44	355,006.53	705,393.10	-	10,939,600.37
2036W0005Z	101st St S & Sheridan INTERSCT	1,200,000.00	-	-	-	-	-	1,200,000.00
2036W0006Z	81 St S: Harvard Ave - Yale Av	1,500,000.00	-	-	-	20,000.00	-	1,480,000.00
2036X0004Z	CW Infrastructure Partnership	4,070,413.00	(85,212.06)	153,195.60	337,648.94	1,607,439.77	-	2,125,324.29
2036A0033Z	Harvard Ave-71st St to 81st St	150,000.00	-	-	-	-	-	150,000.00
2036A0054Z	129th E Ave-36th St N to Apach	200,000.00	-	-	-	-	-	200,000.00
2036A0075Z	21st St S & Harvard Intersect	150,000.00	-	-	-	-	-	150,000.00
2036A0083Z	Sheridan Rd-41st St to 51st St	750,000.00	-	-	-	-	-	750,000.00
2036A0088Z	11th St S-161st to 177th	100,000.00	-	-	-	-	-	100,000.00
2036A0100Z	11th St S & 177th E Intersect	75,000.00	-	-	-	-	-	75,000.00
2036A0109Z	Memorial Dr-51st St S 61st St	1,000,000.00	-	-	-	-	-	1,000,000.00
2036A0118Z	Yale Ave-111th St to 121st St	150,000.00	-	-	-	-	-	150,000.00
2036A0121Z	111th St S & Yale Ave Intersec	50,000.00	-	-	-	-	-	50,000.00

Fund

428

2020 GO BOND

as of: 5/31/2023

\$ 149,015,000.00 \$ 493,044.98 \$ 14,427,932.84 \$ 25,695,347.31 \$ 24,043,814.68 \$ 210,782.00 \$ 99,065,056.01

Project	Project Title	Revised Budget	MTD Actual	YTD Actual	LTD Actual	Encumb	Committed	Balance
2036D0003Z	CBD: Cincinnati Ave	500,000.00	-	-	-	500,000.00	-	-
2036D0006Z	CBD: Lansing Ave	80,000.00	-	-	-	80,000.00	-	-
2036N1068Z	Maintenance Zone 1068	300,000.00	-	-	-	-	-	300,000.00
2036N1071Z	Maintenance Zone 1071	180,000.00	-	-	-	-	-	180,000.00
2036N1072Z	Maintenance Zone 1072	300,000.00	-	-	-	-	-	300,000.00
2036N3004Z	Maintenance Zone 3004	150,000.00	-	-	-	-	-	150,000.00
2036N3005Z	Maintenance Zone 3005	350,000.00	-	-	-	-	-	350,000.00
2036N3011Z	Maintenance Zone 3011	325,000.00	-	-	-	-	-	325,000.00
2036N3017Z	Maintenance Zone 3017	300,000.00	-	-	-	-	-	300,000.00
2036N4015Z	Maintenance Zone 4015	100,000.00	-	-	-	-	-	100,000.00
2036N4031Z	Maintenance Zone 4031	350,000.00	-	-	-	-	-	350,000.00
2036N5033Z	Maintenance Zone 5033	280,000.00	-	-	-	-	-	280,000.00
2036N6149Z	Maintenance Zone 6149	200,000.00	-	-	-	-	-	200,000.00
2036N6150Z	Maintenance Zone 6150	450,000.00	-	-	-	-	-	450,000.00
2036N7109Z	Maintenance Zone 7109	175,000.00	-	-	-	-	-	175,000.00
2036N8116Z	Maintenance Zone 8116	100,000.00	-	-	-	-	-	100,000.00
2036W0002Z	81st St S-Tacoma to Maybelle	900,000.00	-	-	-	-	-	900,000.00
2036W0003Z	81st St S & Elwood Intersect	755,000.00	-	-	-	-	-	755,000.00

COMBINED STATEMENT OF OTHER FUND ACTIVITY

FUNDS 400, 401, 403, 404, 425

SALES TAX OVERVIEW COMMITTEE REPORT
(FUNDS 401, 403, 404, 425)
Combined Statement of Fund Activity
May 31, 2023

Fund	LIFE-TO-DATE APPROPRIATIONS	EXPEDITURES			ENCUMBERED/ COMMITTED	BALANCE
		CURRENT MONTH	FISCAL YEAR-TO-DATE	LIFE-TO-DATE		
FUND 401 - 2001 SALES TAX FUND	\$ 84,905,730.03	\$ 52,725.00	\$ 52,725.00	\$ 84,878,783.10	\$ (0.00)	\$ 26,946.93
017110 General Park Improvements	4,751,480.30	-	-	4,738,892.94	-	12,587.36
914411 Tulsa Trails	3,857,231.30	-	-	3,842,871.73	-	14,359.57
962201 Gilcrease Museum Renovation	1,116,205.00	52,725.00	52,725.00	1,116,205.00	-	-
FUND 403 - 2006 EXT SALES TAX ADVACE FUND	\$ 27,705,922.61	\$ -	\$ -	\$ 27,705,676.78	\$ -	\$ 245.83
017150 Woodward & Forestry Impr.	470,000.00	-	-	469,754.17	-	245.83
FUND 404 - 2008 SPECIAL TEMP SALES TAX	\$ 145,493,500.00	\$ -	\$ 67,687.00	\$ 145,298,037.28	\$ 157,930.92	\$ 37,531.80
104017 Art Rehab Citywide	81,942,000.00	-	-	81,859,132.39	82,867.61	-
104021 Citywide Non-arterial RTPV	34,082,000.00	-	64,381.82	34,048,044.35	-	33,955.65
104022 Citywide General Engineering	1,383,000.00	-	-	1,304,364.54	75,059.31	3,576.15
104023 Bridge Repair and Rehab	90,000.00	-	-	90,000.00	-	-
144104 Riverside Dr & Rltd Infrstr	5,500,000.00	-	3,305.18	5,499,996.00	4.00	-
FUND 425 - 2005 BOND ISSUE (4250-4255)	\$ 74,919,257.38	\$ 5,567.72	\$ 30,893.86	\$ 74,850,590.73	\$ 831.76	\$ 67,834.89
016100 Forensic Lab Expansion	23,599,535.03	-	-	23,592,682.62	-	6,852.41
055103 UDE Renovation	102,015.18	5,567.72	12,841.34	97,311.92	-	4,703.26
055105 UDSW Renovation	491,642.36	-	18,052.52	482,306.95	-	9,335.41
055200 Fire Trng Ctr/Reloc Sta 16	12,042,434.64	-	-	12,004,228.91	-	38,205.73
147200 RP - Pedestrian Bridge Imp	751,467.96	-	-	751,467.96	-	-
155107 Police Courts Renovation	673,959.36	-	-	673,959.36	-	0.00
203400001Z Tulsa Zoo Department	2,811.76	-	-	1,980.00	831.76	-
104021 Garnett Pine to Apache	300,000.00	-	-	291,261.92	-	8,738.08

**ALL FUNDS
BUDGET ACTIONS**

**THERE WERE NO
BUDGET ACTIONS POSTED
THIS MONTH**