



FINANCE
Budget and Planning

Capital Planning Section

175 E 2nd, Tulsa, Oklahoma 74103-3203

To: STOC

Jake Epp

From: Capital Planning Manager

Date: December 19, 2023

Subject: December Meeting

Enclosed is the material for your December 19, 2023 meeting including the November 30, 2023 Financial Report for your review. 2016 and 2020 Sales Tax Program revenues for December 2023 and the fiscal year to date compared to 2016 and 2020 Sales Tax Program Adopted Budget Estimates are:

	Actual	Current Adopted Budget	Variance from Adopted Budget
Month of December	\$10,062,794	\$9,648,145	4.3%
Year To Date	\$50,905,358	\$48,632,975	4.7%

Please note the above amounts are the Sales Tax revenue only.

The 2016 and 2020 Sales Tax Programs Funds (4000 and 409), in addition to sales tax revenue, receives interest, and other revenues such as grants, transfers and miscellaneous revenues. Total revenue reported for the funds is not available until the end of the month so, the information provided below is for the most recently completed month. Total Fund 4000 and 409 revenue for the month of November was:

	<u>Month Ending:</u> <u>November 30, 2023</u>	<u>Variance from</u> <u>Adopted Budget</u>	<u>Year Thru:</u> <u>November 30, 2023</u>	<u>Variance from</u> <u>Adopted Budget</u>
Sales Tax Revenue	\$10,062,794	4.3%	\$50,905,358	4.7%
Interest on Investments	\$573,529	N/A	\$2,631,745	N/A
Other Revenue	\$0	N/A	\$0	N/A
Total Fund Revenue	\$10,636,324	4.1%	\$53,537,104	4.4%

SALES TAX OVERVIEW COMMITTEE

DECEMBER 19 8:00 AM

175 E 2ND ST, 10-SOUTH

The STOC will meet in person at 8:00 am on December 19, 2023.

- I. Call to Order
- II. Reading of the November Minutes
- III. Chair Report to Council
- IV. Subcommittee Reports
 - A. Vison
 - B. Public Safety
 - C. Parks
 - D. Transportation
 - E. Financial
- V. Unfinished Business
- VI. New Business
 - A. Chair Report Presenters
- VII. Adjournment

STOC

Sales Tax Overview Committee

MINUTES

Sales Tax Overview Committee Meeting

November 28, 2023, 8:00 a.m.

175 E 2nd Street, 10th Floor Conference room

The Sales Tax Overview Committee met for the regular monthly meeting at 8:00 a.m. on November 28, 2023.

I. Call to Order

Chair Ashley Webb called the meeting to order at 8:04 a.m.

The following members were present:

Pamela Amburgy	Deborah McKinney	Ashley Webb
Scott Grizzle	Matt Meyer	
Paul Hassink	Sylvia Powell	
Linda Jenkins	Kathy Sebert	
Steve King	Maia Treleaven	

The following members were not present:

Jeffrey Covington	Charles Wilkes
Mareo Johnson	
Jennifer White	

Also present:

Anne Boyd	Chris Havenar	Jake Epp	Mary Kell
Ms. Bennett	Dawson Allen	Andrew Witte	

II. Approval of Minutes

The minutes for the October meeting were read. Pamela Amburgy moved that the minutes be approved as read. Sylvia Powell seconded the motion. The motion passed.

III. Chair's Report

Ashley Webb gave the Chair report. He reported that the report was uneventful. He highlighted the Pedestrian Bridge and noted that the lights were not on which would highlight the status of the project. There were no other discussions or questions.

STOC

Sales Tax Overview Committee

IV. Committee Reports

A. Vision

Andrew Witte reported on the Gilcrease Museum. They continue with the installation of the sandstone panels, Mr. Witte noted they were slower to install than brick. Curtain walls are going up. They are still looking at the same completion timeline, but it will be tight. Once the building is complete in late 2024, they will begin working on installing the exhibits with an estimated completion of late in 2026. There were no other questions or discussions, and the report was accepted.

B. Public Safety

Ashley Webb reported on Public Safety. He reported that a 3rd RFP for Rte 66 was pending and might be issued in January of 2024. There is still the intention that this project will be completed by the 75th Anniversary of Route 66 in 2026. The City has refiled suit on the work not completed by CEI on the PAC. An agreement for resolving this issue has been sent to the mediator. There were no other questions or discussions, and the report was accepted. Police reported that the new helicopter was expected to be in service late in 2023.

C. Parks

Ashley Webb gave an overview of the report. He mentioned some of the highlighted notes. The committee can contact Anne or Jake with any questions. There were no other questions or discussions, and the report was accepted.

D. Transportation

The Committee is still looking for someone to come and report on projects not covered by current sources, such as the citywide named projects. There were no other questions or discussions, and the report was accepted.

E. Financial

The August collections were \$10.1M which is about 4.5 percent over budget. Current sales tax collections are about 4.8 percent ahead of budget for the year to date.

V. Unfinished Business

VI. New Business

A. Chair Report Presenters

Date	Presenter	Backup
Jan 10	Ashley Webb	Linda Jenkins

STOC

Sales Tax Overview Committee

2/7, 3/6, 4/10, 5/8, 6/5, 7/17, 8/7, 9/11, 10/9, 11/6, 12/4

B. Vote on 2024 meeting schedule

The committee reviewed the proposed schedule and requested that the November meeting be moved to the 19th to avoid the holiday week and that the December meeting be moved to the 17th to avoid the holidays. It was requested that the Vision meeting occur in both months even though it would be after the main meeting. Pamela Amburgy moved that the meeting schedule be approved with the recommended changes, Sylvia Powell seconded the motion. The motion carried without dissent. The schedule will be sent to the City Clerk for posting.

VII. Adjournment

The meeting was adjourned at 9:22 a.m.

Ashley Webb, Chair

Kathy Sebert, Vice Chair



STOC

SALES TAX OVERVIEW COMMITTEE

Ashley Webb
Chair

Ashley R. Webb
Riggs, Abney, Neal, Turpen, Orbison & Lewis Inc.
Attorney At Law
Tulsa, OK 74119
(918) 699-8905

To: City Council
Date: December 6, 2023
Subject: December Report to City Council

Attached is the November 2023 Sales Tax Overview Committee (STOC) Status Report

2006 Special Extended Sales Tax

October expenditures totaled \$42,000, of which \$34,000 was spent on the Arterial Streets Rehabilitation project. Encumbrances and commitments total \$1,443,000. Current appropriations for the 2006 Third Penny Sales Tax Extension Fund total \$272,920,000. There is a current appropriation balance of \$6,260,000.

2008 Sales Tax Special Temporary Streets

There were no expenditures in October. Encumbrances and commitments total \$158,000. Current appropriations for the 2008 Sales Tax Special Temporary Streets Fund total \$145,494,000. There is a current appropriation balance of \$38,000.

2014 Sales Tax

October expenditures totaled \$1,714,000, of which \$1,040,000 was spent on the Yale Ave (81st to 91st) Widening project. Encumbrances and commitments total \$36,438,000. Current appropriations for the 2014 Sales Tax Fund total \$579,640,000. There is a current appropriation balance of \$126,841,000.

2016 Sales Tax

October expenditures totaled \$5,150,000, of which \$4,560,000 was spent on debt service for the Tulsa Vision advanced sales tax revenue bonds. Encumbrances and commitments total \$2,404,000. Current appropriations for the 2016 Sales Tax Fund total \$332,124,000. There is a current appropriation balance of \$86,621,000.

2016 Revenue Bond

October expenditures totaled \$3,769,000, of which \$4,231,000 was spent on the Zink Lake and Related Improvements project. Encumbrances and commitments total \$24,574,000. Current appropriations for the 2016 Revenue Bond Fund total \$350,600,000. There is a current appropriation balance of \$22,434,000.

2020 Sales Tax

October expenditures totaled \$4,695,000, of which \$3,507,000 was spent on the Police Helicopter Replacement project. Encumbrances and commitments total \$8,903,000. Current appropriations for the 2020 Sales Tax Fund total \$111,033,000. There is a current appropriation balance of \$43,050,000.

2020 General Obligation Bonds

October expenditures totaled \$2,680,000, of which \$884,000 was spent on the Citywide Arterial Routine & Preventive Maintenance project. Encumbrances and commitments total \$31,204,000. Current appropriations for the 2020 General Obligation Bonds Fund total \$149,015,000. There is a current appropriation balance of \$83,896,000.

2014 General Obligation Bonds

October expenditures totaled \$624,000, of which \$294,000 was spent on the Peoria: 41st - 51st project. Encumbrances and commitments total \$32,955,000. Current appropriations for the 2014 General Obligation Bonds Fund total \$313,615,000. There is a current appropriation balance of \$40,863,000.

2008 General Obligation Bonds

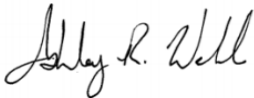
There were no expenditures in October. There are currently no encumbrances or commitments. Current appropriations for the 2008 General Obligation Bonds Fund total \$230,055,000. There are currently no encumbrances or commitments

2005 General Obligation Bonds

There were no expenditures in October. Encumbrances and commitments total \$5,000. Current appropriations for the 2005 General Obligation Bonds Fund total \$74,919,000. There is a current appropriation balance of \$8,000.

Respectfully submitted,

Ashley Webb, Chair



Attachments

cc: Tammy Pitts
Jarrod Moore
Jake Epp



FINANCIAL REPORT TO CITY COUNCIL

Wednesday, December 6, 2023

I. Financial Report

Revenue: 2016 Vision 0.805 Percent and 2020 Sales Tax 0.45 Percent Sales Tax Funds

	Fiscal Year to Date	
	November	Thru November
Actual	\$ 10,062,272	\$ 40,842,564
Adopted Budget - Current Year	9,626,968	38,984,830
Actual vs Budget	\$ 435,304	\$ 1,857,734

Expenditures

Fund	October	Fiscal Year to Date Thru October
409 - 2020 Sales Tax	\$ 9,389,172	\$ 18,898,816
4001, 4003-4004 - Tulsa Vision Rev Bonds	7,537,394	22,298,603
4000 - Tulsa Vision Sales Tax	10,299,872	38,240,674
405 - 2014 Sales Tax	3,427,216	5,577,460
404 - 2008 Streets Temporary Sales Tax	-	-
402 - 2006 Special Extended Sales Tax	83,067	295,461
TOTAL \$	30,736,721	\$ 85,311,013

II. Expenditures in Other Funds

Fund	October	Fiscal Year to Date Thru October
401 - 2001 Sales Tax	-	-
428 - 2020 GO Bond	5,359,380	10,987,123
427 - 2014 GO Bond	1,247,356	6,924,148
426 - 2008 GO Bond	-	-
425 - 2005 GO Bond	-	-
TOTAL \$	6,606,736	\$ 17,911,271

III. Items for the City Council's Attention

- A. Monthly Financial Reports
- B. STOC Committee and Subcommittee Minutes and Reports

IV. Attachments

- A. Attendance Record for the last 12 months
- B. STOC Committee and Subcommittee Minutes and Reports

Respectfully submitted,

Ashley R. Webb, Chair

Attachments

cc: Tammy Pitts
Jarrod Moore
Jake Epp

MAJOR CAPITAL IMPROVEMENTS CONSTRUCTION FUNDS SUMMARY
As of October, 2023

	CURRENT		EXPENDITURES		ENCUMBERED	PERCENT	BALANCE
	APPROPRIATIONS		Current Month	To Date			
Fund 401 and Fund 403							
2001 Third Penny Sales Tax and 2006 Advance Funded Sales Tax	\$ 112,611,653	\$	-	\$ 112,597,047	\$ (0)	100%	\$ 14,605
Fund 402							
2006 Third Penny Sales Tax Extension	\$ 272,920,362	\$	41,533	\$ 265,217,133	\$ 1,443,330	98%	\$ 6,259,899
Fund 404							
2008 Sales Tax Special Temporary Streets Fund	\$ 145,493,500	\$	-	\$ 145,298,037	\$ 157,931	100%	\$ 37,532
Fund 405							
2014 Sales Tax Fund	\$ 579,639,705	\$	1,713,608	\$ 416,360,798	\$ 36,438,223	78%	\$ 126,840,685
Fund 406: 4000							
2016 Sales Tax Fund	\$ 332,123,895	\$	5,149,936	\$ 243,098,441	\$ 2,404,014	74%	\$ 86,621,440
Fund 406: 4001, 4003, 4004							
2016 Revenue Bond Fund	\$ 350,600,000	\$	3,768,697	\$ 303,591,891	\$ 24,573,738	94%	\$ 22,434,371
Fund 409							
2020 Sales Tax Fund	\$ 111,033,334	\$	4,694,586	\$ 59,081,041	\$ 8,902,665	61%	\$ 43,049,628
Fund 428							
2020 General Obligation Bonds	\$ 149,015,000	\$	1,230,564	\$ 31,235,488	\$ 31,701,146	42%	\$ 86,078,366
Fund 427							
2014 General Obligation Bonds	\$ 313,615,000	\$	4,050,400	\$ 239,173,795	\$ 27,979,949	85%	\$ 46,461,256
Funds 426							
2008 General Obligation Bonds	\$ 230,054,937	\$	-	\$ 230,054,937	\$ (919,440)	100%	\$ 919,440
Funds 425							
2005 General Obligation Bonds	\$ 74,919,257	\$	-	\$ 74,906,248	\$ 5,136	100%	\$ 7,874
Fund 740: 7401-7408							
TMUA--Water Capital Fund	\$ 485,925,405	\$	1,446,114	\$ 373,408,880	\$ 40,864,526	85%	\$ 71,651,999
Funds 750: 7501-7522							
TMUA-Sanitary Sewer Capital Funds	\$ 621,159,957	\$	2,474,440	\$ 493,597,400	\$ 44,685,966	87%	\$ 82,876,590

STOC

Sales Tax Overview Committee

MINUTES

Sales Tax Overview Committee Meeting

October 28, 2023, 8:00 a.m.

175 E 2nd Street, 10th Floor Conference room

The Sales Tax Overview Committee met for the regular monthly meeting at 8:00 a.m. on September 26, 2023.

I. Call to Order

Chair Ashley Webb called the meeting to order at 8:05 a.m.

The following members were present:

Pamela Amburgy	Steve King	Ashley Webb
Bruce Denny	Deborah McKinney	Jennifer White
Scott Grizzle	Matt Meyer	
Paul Hassink	Kathy Sebert	
Linda Jenkins	Maia Treleaven	

The following members were not present:

Jeffrey Covington	Charles Wilkes
Mareo Johnson	
Sylvia Powell	

Also present:

Anne Boyd	Chris Havenar	Jake Epp	Mary Kell
Jeff Stava	Brooke Caviness	Matt Leichti	

II. Approval of Minutes

The minutes for the September meeting were read. Deborah McKinney requested that the record be amended to reflect that she was present but had failed to sign in. Matt Meyer moved that the minutes be approved as amended. Kathy Sebert seconded the motion. The motion passed.

III. Chair's Report

Kathy Sebert gave the Chair report. She noted that Lacy roof was done under a different path than sales tax. She informed the council of Gary Schellhorn's retirement. She noted that the committee was looking into getting consistent reporting on "citywide" projects going

STOC

Sales Tax Overview Committee

forward. Ms. Sebert said the Council had no questions. There were no other discussions or questions.

IV. Committee Reports

A. Vision

Jeff Stava reported on the Pedestrian Bridge. He reported that the handrail and lighting are nearing completion. They will then do the punch list walk through. The bridge will open in the fall of 2024. The opening is being delayed, allowing for the completion of other projects adjacent to the bridge. Brooke Caviness reported on the Zink Dam project. She stated that the west bank will be completed in January of 2024. The lake cannot be filled until then, at that point they can begin running the required tests. The dam is at 102 percent of the budget. Additional funding has been identified in residual funds and IOT3. Matt Leichti attended to answer some questions about the Safety First initiative. He reported that the bus shelters were not part of the original plan, they were donated by MTTA. There were no other questions or discussions, and the report was accepted.

B. Public Safety

Ashley Webb reported on Public Safety. He reported that a 3rd RFP for Rte 66 was pending and might be issued in January of 2024. There is still the intention that this project will be completed by the 75th Anniversary of Route 66 in 2026. Work on phase 2 at the PAC is underway. The Fire report stated that they expect delivery of 2 ladders in mid-November. Police report that they are finished with fiscal year 2023 items, all vehicles have been received and placed in service. The new helicopter is expected to be placed in service by the end of the year. The helicopter it is replacing has been stripped of reusable equipment and is being prepared for sale. There were no other questions or discussions, and the report was accepted.

C. Parks

Ashley Webb gave an overview of the report. He mentioned some of the highlighted notes. The committee can contact Anne or Jake with any questions. There were no other questions or discussions, and the report was accepted.

D. Transportation

Due to time constraints, the Committee opted to have the members review the reports and email questions to city staff. There were no other questions or discussions, and the report was accepted.

E. Financial

The August collections were \$10.4M which is about 7.9 percent over budget. Current sales tax collections are about 5.6 percent ahead of budget for the year to date.

STOC

Sales Tax Overview Committee

V. Unfinished Business

VI. New Business

A. Chair Report Presenters

Date	Presenter	Backup
Nov 1	Ashley Webb	Linda Jenkins
Dec 6	Ashley Webb	Kathy Sebert

VII. Adjournment

The meeting was adjourned at 9:40 a.m.

Ashley Webb, Chair

Kathy Sebert, Vice Chair



Sales Tax Overview Committee

STOC

SALES TAX OVERVIEW COMMITTEE

12-Month Attendance Record

Nov-23

Member	Expires	District	Jan-23	Feb-23	Mar-23	Apr-23	May-23	Jun-23	Jul-23	Aug-23	Sep-23	Oct-23	Nov-23	Dec-22	# Attended	# Possible	Comments
Wilkes, Charles	Dec-26	1	P	P	A	P	P	P	A	A	A	A	A	A	5 of 12		
Jenkins, Linda (Secretary)	Dec-24	1	P	A	P	P	P	P	P	P	P	P	P	P	11 of 12		
Vacant	Dec-26	2	A	A	A	A	A	A	A	A	NM	NM	NM	NM	0 of 8		appointee in process
Powell, Sylvia	Dec-24	2	P	P	P	P	P	P	P	A	P	A	P	A	9 of 12		
Vacant	Dec-26	3	A	P	NM	NM	NM	NM	NM	NM	NM	NM	NM	NM	1 of 2		Marshal resigned 3/23
Vacant	Dec-24	3	A	A	A	NM	NM	NM	NM	NM	NM	NM	NM	NM	0 of 3		
Vacant	Dec-22	4	NM	NM	NM	NM	NM	NM	NM	NM	NM	NM	NM	NM	0 of 0		
Webb, Ashley (Chair)	Dec-24	4	P	P	P	P	P	P	P	P	A	P	P	P	11 of 12		
Sebert, Kathy (Vice-Chair)	Dec-22	5	P	P	P	P	P	P	P	P	P	P	P	P	12 of 12		
Covington, Jeff	Dec-24	5	P	A	A	P	P	A	P	P	P	A	A	P	7 of 12		
Treleaven, Maia	Dec-26	6	A	A	NM	NM	NM	NM	NM	NM	A	P	P	NM	2 of 5		as of Aug. 2023
Denny, Bruce	Dec-26	6	A	A	A	P	A	P	P	P	P	P	A	A	6 of 12		
Meyer, Matt	Dec-26	7	P	P	P	P	P	P	P	P	P	P	P	P	12 of 12		
Vacant	Dec-24	7	A	A	A	NM	NM	NM	NM	NM	NM	NM	NM	NM	0 of 3		
McKinney, Deborah	Dec-26	8	A	A	A	NM	NM	NM	NM	NM	A	P	P	NM	2 of 6		as of Sep 23
King, Steve	Dec-24	8	P	P	P	P	P	A	P	P	P	P	P	P	11 of 12		
Grizzle, Scott	Dec-26	9	P	P	P	P	P	P	P	P	P	P	P	A	11 of 12		
Hassink, Paul	Dec-24	9	NM	NM	P	P	P	P	P	P	P	P	P	A	9 of 10		as of Mar. 2023
Amburgy, Pamela	Dec-26	M	P	P	P	P	P	P	A	P	A	P	P	P	10 of 12		
White, Jennifer	Dec-24	M	NM	NM	NM	NM	NM	NM	P	P	P	P	A	NM	4 of 5		as of Jul 23
Johnson, Mareo	Dec-26	M	A	P	P	A	P	P	P	P	A	A	A	A	6 of 12		
Members Present			10	10	10	12	12	11	12	12	10	12	11	7			

A = ABSENT
 P = PRESENT
 NM = NO MEMBER APPOINTED
 OC = OUT OF COUNTRY
 OT = OUT OF TOWN on Business

Prepared by City of Tulsa
 Department of Finance
 Budget & Planning Division
 Capital Planning Section

Tulsa Economic Development Project

Attendees:

Canceled for December 2023

DATE: December 12, 2023
TO: STOC Committee
FROM: Mary Kell, AIA, Department of City Experience
SUBJECT: VISION TULSA STOC PROJECT UPDATES

Projects list

- | | | |
|-----|----------|--|
| 1. | 170000 | Zink Dam |
| 2. | 147200 | Arkansas River Pedestrian Bridge |
| 3. | 170010 | Turkey Mountain Urban Wilderness |
| 4. | 170020 | New Trail East Bank Cousins |
| 5. | 170025 | 23rd & Jackson Redevelopment |
| 6. | 170030 | Gilcrease Museum |
| 7. | 170045.2 | Airport Infrastructure – Spirit |
| 8. | 170045.4 | Airport Infrastructure – American Airlines |
| 9. | 170050 | Tulsa Zoo Elephant Exhibit |
| 10. | 170055 | Langston Healthcare |
| 11. | 170060 | BMX National Headquarters |
| 12. | 170065 | South Mingo Corridor |
| 13. | 170070 | Public Schools Safety First Initiative |
| 14. | 170080 | Citywide: Commercial Revitalization |
| 15. | 170080 | Citywide: Route 66 |
| 16. | 170085 | Peoria-Mohawk Business Park |
| 17. | 170100 | Air National Guard MTC |
| 18. | 170145 | Tulsa Arts Commission |

Completed Projects

- | | | |
|----------|--|----------------|
| 170035 | Cox Arena District | January 2019 |
| 170035 | Cox Business Center Renovation | September 2023 |
| 170040 | Tulsa Fairgrounds | November 2021 |
| 170045.1 | Airport Infrastructure – AA Tail Slot | January 2019 |
| 170045.2 | Airport Infrastructure – Navistar | December 2021 |
| 170095 | Community Health East Clinic | April 2020 |
| 170110 | North Peoria Connection, 56 th – Mohawk | March 2020 |
| 170115 | TCC Career Placement | August 2019 |
| 170125 | McCullough Park | February 2023 |
| 170130 | Mohawk Sports Complex | March 2022 |
| 170135 | GO plan Bike Ped Master Plan | March 2022 |
| 170140 | Route 66 Train Depot | October 2022 |
| 170155 | PAC Master Plan | June 2021 |

1. No. 170000

Project Name: Zink Dam
Representative: Brooke Caviness, COT
Total Funding: \$54,673,411.53
Available Funding: \$54,673,411.53
Design Firm(s): Jacobs/CH2MHill, HISINC, LLC
Contractor: Crossland Construction Company
Start Date: 10.18.2020
Anticipated Completion: October 2023 (Opening planned for Labor Day 2024, after related additional projects are completed, more detail below)

- Construction 105.3% billed, 101.7% time as of 10.30.23
- MVVA provided final punchlist 08.29.23
- East bank east gate complete minus testing and correction of inclinometers
- For safety and work / laydown area, no public access to flume area during construction. Construction of the east bank and bumpout is anticipated to be complete mid-2024.
- Operations and maintenance planning ongoing included elected officials, RPA, Government staff and stakeholders. Bi-weekly meetings began week of 01.31.22.
- Program and operation meetings underway. Focus working groups defined to cover construction, operations, recreational programming and communications / amenities and water quality.
- Holly Frontier Sinclair Tulsa Refinery (HFSTR) west bank stabilization project began construction 07.10.2023. Planned completion March 2024.
 - Project includes constructing a clay barrier along the bank with monitoring wells. It will have an armoring system to prevent erosion.
- Zink Dam Phase 4 – tuning to begin following HFSTR project completion.
- Water Quality Plan is in the review and collection of data mode. Testing protocols will be developed and drafted by December 2023.
- Items affecting opening of Dam:
 - HFSTR project – water cannot be impounded behind the dam until this project is complete.
 - AGP bumpouts are scheduled to be complete by summer 2024,
 - City of Tulsa needs to tune the flume gates / dam gates prior to opening; tuning block may need to be moved. Flume designer Merrick will oversee tuning. Tuning takes about 6 months, can't begin until water can be held by lake, after HFSTR project is complete. 6 months = March – August 2024
 - City of Tulsa and River Parks must complete the MOU for operations
 - City of Tulsa will concurrently finalize the water quality testing / communication program
 - Graphic milestone schedule below as of **11.20.23**, subject to change:



	Mar-23	Apr-23	May-23	Jun-23	Jul-23	Aug-23	Sep-23	Oct-23	Nov-23	Dec-23	Jan-24	Feb-24	Mar-24	Apr-24	May-24	Jun-24	Jul-24	Aug-24	Sep-24	Oct-24	Nov-24	Notes/dependencies			
Zink Dam Substantial Completion	[Yellow bar]																						OHI equipment to Feb 24		
Zink Dam Rec Flume Tuning	[Yellow bar]																								after HFSTR complete
Zink Dam Adaptive Mgmt (dam tuning)															[Yellow bar]	[Yellow bar]							after HFSTR complete		
23rd Str Parking - Construction															[Yellow bar]	[Yellow bar]							after HFSTR complete		
Water in the Lake!																							after HFSTR complete		
West Bank Trail - Repair																							after HFSTR complete		
West Bank trail - Open																							potential		
Zink Dam/Rec Flume Open																							after east bank restoration		
RPA - MOU	[Yellow bar]																								
RPA - Hiring/onboarding										[Yellow bar]	[Yellow bar]														
RPA - Dam Operations																							training concurrent with dam tuning		
RPA - Lake Operations																							RPA Available date		
HFSTR Bank Stabilization																									
*HFSTR Permitting	[Yellow bar]	[Yellow bar]																							
*HFSTR Design	[Yellow bar]	[Yellow bar]																							
Pedestrian Bridge	[Yellow bar]	[Yellow bar]																							
Pedestrian Bridge Open																							after West Bank Trail Repaired,		
East Bank Restoration																							open with dam/flume		

2. Project No. 147200

Project Name: Arkansas River Pedestrian Bridge
 Representative: Jeff Stava, RPA/TGP and Brooke Caviness, COT
 Total Funding: \$27,400,000.00
 Available Funding: \$27,400,000.00
 Design Firm(s): SBP, MVVA, GKFF, and River Parks
 Contractor: Crossland Construction Company
 Start Date: 05.14.2021
 Anticipated Completion: Summer / Fall 2023

- Tier III Funding - \$7.25 million in funding and donations secured
- Construction 93.02% billed of \$31,769,504.00 as of 11.15.23
- Handrail top cap is being re-painted with a different product as the original product was not providing an even finish.
- Architectural lighting to be swapped out once the revised product submittal is approved.
- Only other remaining work is bench install, will be done closer to actual opening date

3. Project No. 170020

Project Name: Turkey Mountain Urban Wilderness
 Representative: Ryan Howell, RPA (River Parks Authority)
 Total Funding: \$ 7,600,000.00
 Available Funding: \$ 7,600,000.00
 Design Firm(s): LandPlan Consultants, Inc (LPCI)
 Contractor: TBD
 Start Date: TBD

- Acquisition of property: \$5,490,928.25
- Turkey Mountain Master Plan components: \$2,109,071.75
 - 71st Street to Turkey Mountain Trail Improvements final review set submitted 01.13.23



- In recent months, several projects have been added to Turkey Mountain and the surrounding area that have impacted the ability to put the 71st Improvement out to bid.
- Updated site plan 10.18.23 that provides overall site planning strategy for the south side of Turkey incorporating all projects: (RAISE Grant to extend west bank trails from Turkey Mtn to Jenks, REI and possible changes to 71st and Elwood intersection, parking lot expansion at Turkey, and a new voter approved IOT 2023 maintenance facility for River Parks to possibly be located at Turkey).
- Now that master plan has been updated, final modifications to 71st Street trail improvements are moving ahead so that this project can be advertised for bidding, **Spring 2024, ongoing.**
- **Amendment with Landplan forthcoming to design a below grade tunnel pedestrian crossing from the access road off 71st street.**
- RPA has trail maintenance projects underway. New and old trail alignments to address erosion and clearing, ongoing.
- Negotiations underway with ODOT on land acquisition for portions of the westerly 2 Placerder properties (City owns). No impact on Mitchell Park exchange parcel.
- ODOT final land boundary has been defined and price offer will be finalized.
- Funding received from ODOT from land sale will reimburse the Vision Tulsa funding for RPA.
- A subsequent amendment will be entered into with RPA to fund Turkey Mountain improvements.

4. Project No. 170020

Project Name:	New Trail East Bank 101 st to Cousins Park
Representative:	Doug Helt and Nancy Doutey, COT
Total Funding:	\$ 4,000,000.00
Available Funding:	\$ 600,000.00
Design Firm(s):	LandPlan Consultants, Inc (LPCI), Garver
Contractor:	TBD
Start Date:	TBD

- Conceptual design completed 02.16.2018 (\$68,454.00)
- Conceptual cost estimate for trail \$10.2 million, with time value at 3% for 13 years - \$15.0 million, with land, total cost is \$26 million.
- TAP (Transportation Alternative Program) grant awarded March 2021 through INCOG to fund design (\$133,991.00 requested, \$107,193.00 awarded, COT to pay additional \$27K to fund the full design value of \$133,991) for Riverside Drive (Vensel Creek to south of Creek Turnpike)
 - Land Plan has been selected as design consultant for Vensel Creek design plans only (does not include construction funding).
 - Scoping agreement ODOT LG 2360. This area is also in the footprint of the RAISE grant, design among 2 projects to be coordinated as part of effort.
- TA (Transportation Alternative) grant applications: 3 additional segments to Cousin's Park were on Mayor's agenda for 01.04.23, 103rd to 110th awarded \$1M federal funds



- 06.01.23. Funding agreement with INCOG is pending, Garver was selected for this design work. **Ongoing**
- Trail segments will be coordinated with the South Tulsa – Jenks Dam project – **ongoing**
- Mayor provided letter to affirm City matching funds. (80% ODOT and 20% COT is typical, to be confirmed)

5. Project No. 170025

Project Name: 23rd & Jackson Redevelopment Site – Relocation Study Design and Acquisition
 Representative: COT
 Total Funding: \$1,000,000.00
 Available Funding: \$1,000,000.00
 Design Firm(s): Cyntergy

- Scope includes planning, design work and partial acquisition costs to relocate Public Works, update master plan site at Harvard and Mohawk, appraise and acquire operation yard location.
- Draft report submitted to Administration, February 2020
- Acquisition of 2 parcels – Tulsa County Yard on North Harvard - \$320K (Vision funding), 56th & Garnett - \$1.46 million (water enterprise funds) – closing for both 08.30.2020
- Traffic Engineering is now occupying County site on North Harvard Avenue
- Amendment with consultant to be resubmitted once direction is known (originally recommended at 09.01.21 PCSSC).
 - Project on hold due to City department reorganization (08.03.23).

6. Project No. 170030

Project Name: Gilcrease Museum
 Representative: Jennifer Bennett, Gilcrease, Mary Kell, COT
 Current Budget: \$139,215,850.00
 Total Funding: \$139,215,850.00 (\$91,517,113 public + \$47,698,737 private)
 Fundraising Goal: \$ 0
 Design Firm(s): Smith Group, 1 Architecture; Gallagher & Associates
 Construction Manager: Flintco, LLC
 Start Date: 05.10.22
 Scheduled Completion: 11.30.2024
 Anticipated Completion: 11.30.2024

- Funding:
 - Public Funding total: Vision (\$65 M), Remaining bond funds from past Gilcrease projects (\$2.6 M), IOT 2 (\$6 M), ARPA City Funding (\$1 M), Public Utilities (\$817,113.00), Supplemental Appropriations (\$6.1M), IOT3 (\$10M) = \$91,517,113.00
 - Private Funding total (\$47,698,737.00)
- Mayor’s Task Force call held **12.07.23**.
- Construction **62% billed as of 11.30.23**. Stone veneer ongoing, freight elevator install ongoing, Air handlers and curtainwall frames install in progress, wall framing ongoing, **painting in lower levels and concrete at amphitheater ongoing**.
- STOC tours held 05.23.23, 06.13.23, and 09.13.23



- Construction update from **12.08.23** attached at end of report
- Jobsite camera link: <https://www.cityoftulsa.org/government/capital-programs/vision-tulsa/vision-projects/gilcrease-museum/>
- Mayor proposed \$10 million fundraising match in the IOT 3 program, public vote 08.08.23 passed, private fundraising by Gilcrease: \$10,524,151 raised as of 09.17.23.
- FF&E **opening scheduled for 01.09.24.**
- Exhibits fabrication bid planning ongoing, pending amendments with Flintco and Gallagher & Associates, **February 2024.**

7. Project No. 170045

Project Name: Airport Infrastructure – Spirit
 Representative: Andy Stroud, COT
 Total Funding: \$ 5,000,000.00
 Available Funding: \$ 300,000.00 (remaining to spend)
 Design Firm(s): Poe
 Contractor: Grade Line Construction, LLC
 Start Date: 02.13.23 (for TMUA-W 21-08)
 Completion Date: TBD

- Paving Phases 1 and 2 (Areas 1,2 ,3 4, 5, 6A & 6B, and 9) completed 12.31.2020
- South parking area parking and parking completed 03.08.22.
- Approximately \$300K remaining in budget for Fire Line extension / elements, control valves and fire hydrant replacements.
- TMUA-W 21-08 contract executed 10.26.22, second pre-work held 02.07.23, security badges received.
- Notice to proceed was 05.29.23.
- Valves have been potholed and were manufactured for installation, received mid-October 2023.
- Work started 10.23.23, **75% complete as of 12.08.23.**

8. Project No. 170045

Project Name: Airport Infrastructure – AA (American Airlines)
 Representative: Mary Kell, COT
 Total Funding: \$ 14,500,000.00
 Available Funding: \$ 14,500,000.00
 Design Firm(s): FSB, Allana Buick & Bers Inc.
 Contractor (s): The Ross Group Corp
 Start Date: 12.02.2020
 Anticipated Completion: TBD

- Agreement with list of projects signed by Mayor 12.02.2020
- Projects:
 - Tail Slot: \$ 2,122,396.00 completed 01.08.2019
 - Hangar 80 Re-Skin: \$ 1,500,000.00 99.8% billed
 - AAERO APU: \$ 2,012,277.00 99.6% billed
 - Master Plan \$ 575,000.00 72.4% billed
 - Plating Shop Roof, MAU \$ 2,405,000.00 100% billed



- CUP Cooling Tower & Hangar 6 Cooling Tower \$ 5,757,723.00 100% billed

Total billed: \$14,202,562.24 – overall 97.9% - most recent invoices received 05.31.23. Further billing to be received as of 10.19.23.

9. Project No. 170050

Project Name: Tulsa Zoo Elephant Exhibit
 Representative: Lindsay Hutchinson, TZMI, Gary Schellhorn, COT
 Total Funding: \$ 25,000,000.00
 Available Funding: \$ 25,000,000.00 (City) + \$7.6M (TZMI) = \$32.6 M
 Design Firm(s): Selser Schaefer Architects dba Narrate
 Construction Manager: Nabholz Construction
 Start Date: 04.04.22
 Scheduled Completion: Spring 2024
 Anticipated Completion: Spring 2024

- Current construction budget is \$32 million.
- \$20M of \$25M was previously allocated for Elephants with remaining \$5M originally allocated for front entrance.
- TZMI has requested remaining \$5M to go towards Elephants, TZMI will fund remaining \$7.8M for Elephants.
- Total budget for Elephants **is now \$32,682,000, fundraising is complete.**
- TZMI amendment approved by Board the week of 06.05.23 to eliminate cap on TZMI private fundraising, City funding is capped.
- IOT (Improve our Tulsa) 2 to provide \$6M to front entrance in FY25 / FY26.
- Amendment with Nabholz for remaining construction funding identified in the Interlocal agreement processing, **completed.**
- Construction of the Elephant Barn:
 - The Barn construction is substantially complete.
 - Punch List inspections are being performed and the reports are being submitted to the Contractor for corrections.
 - The elephants will be transferred into the Barn once all construction is completed and Development Services issues the Certificate of Occupancy. **ongoing**
 - Construction on the existing Elephant Exhibit will begin once the elephants are transferred into the new Barn.
- Site work:
 - Faux stonework at train tunnel is installed, elevated walkway fencing and lighting in progress, site utilities continue, site containment fencing continues, shade structure installed, grading ongoing at south end of site. **ongoing**

10. Project No. 170055

Project Name: Langston Healthcare Professions Complex
 Representative: Blake Allen, Flintco, Phil Thomas & Kirby Crain, OSU-LRFP
 Total Funding: \$ 16,250,000.00
 Available Funding: \$ 16,250,000.00
 Design Firm(s): Beck
 Construction Manager: Flintco, LLC
 Start Date: 06.01.2020
 Scheduled Completion: 11.30.2021

Anticipated Completion: 11.30.2021 (Spring 2023 with all amenities)

- OSU - LRFP (Long Range Facilities Planning) providing project oversight
- Certificate of Occupancy received week of 12.21.21
- All work and training completed for new building 10.31.23
- Final work to be done includes sealing windows and skylight on existing building. Work expected to take 4-5 weeks **from approval to start date of early December 2023**, weather permitting, January 2024 is the goal.

11. Project No. 170060

Project Name: BMX National Headquarters
 Representative: Ryan O’Neil, Nabholz, Shane Fernandez, BMX
 Total Funding: \$ 23,000,000.00
 Available Funding: \$ 23,000,000.00
 Design Firm(s): Todd Architecture Group
 Construction Manager: Nabholz Construction
 Start Date: 06.01.2020
 Scheduled Completion: 12.09.2021
 Anticipated Completion: Spring 2022 / Fall 2022

- Funding - Vision (\$15 M), TPA (\$2 M), Hardesty (\$1.5 M), UCAT Vision (\$3.6 M) EDIF (\$900 K) = \$23 M total
- Leasehold with BMX began 03.01.22.
- Rezoning for BMX and Evans entire property completed December 2022
- Plat items:
 - TMAPC held **12.06.23** and approved the **BMX Minor Subdivision Plat**.
 - **Plat will next go through signing process to be filed at courthouse.**

12. Project No. 170065

Project Name: South Mingo Corridor
 Representative: Patty Parks, COT
 Total Funding: \$ 15,000,000.00
 Available Funding: \$ 15,000,000.00
 Design Firm(s): Benham Design, LLC (170065), Garver (170065A), Poe (170065B)
 Contractor: APAC Oklahoma (170065)
 Start Date: 08.19.2019 (First Phase, 71st to 81st on Mingo)
 Scheduled Completion: 10.27.2020
 Completion: 07.28.22 (First Phase, 71st to 81st on Mingo)

- First Phase: 71st to 81st on Mingo (Project 170065) – complete as of 01.31.23
- Second Phase: 91st from Mingo to Memorial (Project 170065A)
- Garver is consultant
- 404 permit submitted to USACE on 10.11.21, will get 404 permit before project goes out to bid. Preliminary 404 mitigation cost is approximately \$1.1M
- NWP (Nationwide Permit) approved by USACE 09.12.22, valid until 03.14.26.
- Honey Springs Mitigation Bank credit cost \$973,706.50, agreement signed 12.14.22
- Construction funding in Improve Our Tulsa 2 - \$10.7 million



- Right-of-way: (20 parcels identified originally: 6 closed, **5** are pending **closing**, **1** in **condemnation**, and 8 removed) and utility work underway. **ongoing**
- Projected construction starts: Winter 2024 – ongoing (after ROW and utility relocates)
- Third Phase: 81st to 91 on Mingo (Project 170065B)
- Poe is consultant, Contract fulfilled at 60% plans: contract complete 09.01.2020
- Estimated construction cost is \$ 9 M, does not include ROW or utilities
- Construction funding in 2026 (earliest). Design to be completed at a later date.

13. Project No. 170070

Project Name: Public Schools Safety First Initiative
 Representative: Andy Stroud, COT
 Total Funding: \$ 14,500,000.00
 Available Funding: \$ 14,500,000.00
 Design Firm(s): Lee Engineering, LLC
 Contractor: R & L Construction (Bid package 4)
 Start Date: 02.07.23 (Bid package 4)
 Scheduled Completion: TBD

- Bid package 1, 2 and 3 – complete
- Bid package 4
 - Project consists of signing, pavement marking, sidewalks, drainage improvements, pavement, lighting, and traffic signal improvements at Priority 3, 4, and 5 schools, and bus shelter construction at Priority 1-5 schools.
 - Change Order to reduce number of site and/or scope of work to fit within budget defined by TPS. Bid award on Mayor’s agenda 01.04.23
 - Pre-work held 02.07.23
 - **4 sites left to complete as of 12.08.23**
 - **All sites need sealant installed**

14. Project No. 170080

Project Name: Citywide Commercial Revitalization
 Representative: Michelle Barnett and Spencer Mitchell, Partner Tulsa
 Total Funding: \$ 3,600,000.00
 Available Funding: \$ 1,454,393.39 remaining
 Design Firm(s): Place Dynamics, Inc., Medium Giant

- Retail Market Study by Place Dynamics, Inc. (\$125K) completed January 2019
 - Will inform use of Commercial Revitalization fund, as well as assist Route 66 Commission in targeting Route 66 funds
- **Project 1: Business Resilience and Recovery Fund** - \$1.1 million Total.
 - Reimbursement from CARES act dollars is expected to fully fund the Commercial Revitalization Strategy.
 - All funds disbursed (\$1.1million)
 - City has received \$531,589.55 as of 07.01.23 in repayments
- **Project 2: Retail Revitalization Revolving Loan Fund** - \$1.5 million Total (formerly Bus Rapid Transit Revolving Loan Fund)
 - \$69,200 loaned to date, \$1,430,800 remaining obligated to loan



- TEDC is evaluating projects for program and providing low to zero interest loans, **continued conversations with TEDC on funding utilization.**
- Working on policy updates to expand availability of loans – these policy changes **advanced through Council November 2023** as part of a comprehensive update to incentive policies.
- Policy changes to affect how funds are dispensed. **Updates to loan policy has been made to match TEDC’s usual lending guidelines with the goal of increasing fund utilization.**
- **Project 3: Destination Districts - \$250K Total.**
 - \$32K spent, \$218K left to spend
 - COT administering (**Samantha Extance with Department of City Experience**): Greenwood, Route 66, Kendall Whittier, and Global District (formerly International District) (21st & Garnett area).
 - **Transitioning management of this contract to Samantha.**
- **Project 4: Communications Strategy - \$400K Total.**
 - \$100K spent, \$300K left to spend
 - \$100K – Medium Giant media strategy consultant
 - Launch of a \$150K - \$300K marketing campaign paused until Partner Tulsa hires a Director of Retail Recruitment – offers made, no hires yet **ongoing**
 - Once hired, this person will take a comprehensive look at commercial revitalization efforts and the use of remaining funds – planning to have Director hired as candidates can be found **ongoing**

15. Project No. 170080

Project Name:	Route 66 Beautification & Reinvestment
Representative:	Dennis Whitaker, COT
Total Funding:	\$ 3,700,000.00
Available Funding:	\$ 810,000.00 (\$265K each year through 2028)
Design Firm(s):	COT staff

- Route 66 Commission and COT staff providing oversight.
- Retail Market Study informed targeted funding uses on corridor
- Uses include marketing, wayfinding, façade grants, neon sign grants and project maintenance.
- 61 neon sign grants in various stages of contracting through installation:
Total for neon signs: \$1,093,219.47 total costs, \$378,720.40 total grants.
- Neon sign grant requires applicant to be property owner(s) or commercial lessee(s). If a lessee, the Application must include the property owner(s) signature on the Application.
- “Shop Saturday” monthly event continues **ongoing**
- Special Event Grant Draft – Press conference held 01.10.23 to launch the program some inquiries, no applications yet
- Legal department pursuing a trademark designation for Tulsa as, “Capital of Route 66”. **Ongoing**
- OK Tourism and ODOT created a standard statewide historic Route 66 marker sign. Approximately 125 locations, signs have been installed by Action Safety Supply, replacement of existing Route 66 signs, project is complete.
- RFP for Marketing Undaunted contract signed 08.10.23.
 - Commissioners and the Undaunted team toured the Route on 11.04.23.



- June 2023 storm damage – the windstorm damaged the LED Route 66 sign at Fire Station 4. Asset Management funds will pay for repair with reimbursement from FEMA. Completed November 2023.
- Avery Centennial Plaza: the 28 original bollards are in various declined conditions or missing and will be replaced. Bids received 10.18.23. Five overstocks will be included for future needs. Park staff will provide the labor for installation.

16. Project No. 170085

Project Name: Peoria-Mohawk Business Park
 Representative: Josh Miller, GKFF, Cassia Carr, COT
 Total Funding: \$ 10,000,000.00
 Available Funding: \$ 3,860,000.00 remaining
 Design Firm(s): Cedar Creek (no Vision funding)
 Contractor: Crossland Heavy
 Start Date: 10.22.2020 (Bid package 3)
 Scheduled Completion: 10.31.2021
 Completion: 05.15.22 (packages 1, 2 and 3).

- Bid package 1 – mass grading with earth change permit – completed 04.30.2020
- Bid package 2 – public road and site utilities – completed 09.30.2020
- Bid package 3 – scope is water line, paving, storm and sidewalks / trail for Mohawk Blvd and the Utica cul-de-sac off 36th street North
- Crossland change order for time additional work (fencing, sidewalk, retaining walk etc.) \$31K and time given for weather and repair of 30-inch waterline by others. Completed 05.15.22.
- Ribbon cutting for Muncie to be scheduled, delayed due to supply chain issues. Planning to have after Phase II is complete (now in progress) **timing TBD**
- 61.4% of \$10 million has been expended towards this set of projects.
- Future projects may include extension of Utica, grading, infrastructure, and other public utilities.
- **No update (12.15.23).**

17. Project No. 170100

Project Name: Air National Guard 138FW MTC (Mission Training Center)
 Representative: Mary Kell, COT
 Total Funding: \$ 9,400,000.00
 Available Funding: \$ 9,400,000.00
 Design Firm(s): LWPB Architects
 Construction Manager: Crossland Construction Company, Inc.
 Start Date: 07.01.2018
 Scheduled Completion: 07.01.2020 (Building operational)
 Completion: 01.31.2021

- Artist Agreement executed 03.23.23.
- MOU between TAIT, City and TASM executed 04.05.23
- Artist submitted drawings 09.12.23.
- Revised COI (Certificate of Insurance) **received** from artist as part of final sign-off to TCAA airport application.



- **Meeting with stakeholders held 11.30.23, location of art at TASM moved from sidewalk to next to main entry in front of flagpoles to better allow for use of sidewalk (ADA access and moving TASM equipment back and forth on site).**
- **Concrete pad to be poured in this area for artist's bench, using art contingency funds.**

18. Project No. 170145

Project Name:	Tulsa Arts Commission
Representative:	Juniper Hentz, COT
Total Funding:	\$ 2,250,000.00
Available Funding:	\$ 900,000.00

- 1st round of artist grants totaling \$300K, 29 agreements signed by Mayor 09.02.2020
- 2nd round of grants totaling \$300K, 33 agreements approved by Mayor 03.03.2021.
- 3rd round of grants totaling \$150K, 12 agreements approved by Mayor 06.08.2022
- 4th round of grants totaling \$150K (Vision Arts 4) 21 agreements approved by Mayor 08.14.23.
 - Organizations have from 07.01.23 until 06.30.24 to use funding for Eligible Expenses.
- 5th round of grants totaling \$150K RFP sent out 10.08.23, **responses due 12.22.23**
 - Workshops – 10.18.23, 10.27.23, 11.06.23 and 12.09.23.
 - <https://tulsaplanning.org/docs/visionarts/Vision-Arts-5-Program-Guide.pdf>



Vision Tulsa Gilcrease Museum




GILCREASE MUSEUM
Thomas Gilcrease Institute of American History and Art


Weekly Construction Update



Main building view
-- Metal panel substructure in progress --




Atrium construction status. Channel glass design review remains in progress.



Framing in grand stair lobby at LL2 is in progress.



L1 Amphitheater patio waterproofing on-going.



Interior stone veneer is beginning on LL2.



Stone is in progress on the south facade.



GILCREASE MUSEUM
Thomas Gilcrease Institute of American History and Art


Vision Tulsa Gilcrease Museum



Weekly Construction Update




LL2 gallery framing and rough-in in progress




L1 gallery framing and rough-in in progress



L2 gallery framing and rough-in in progress.



LL2 gallery framing and rough-in in progress



L1 gallery framing and rough-in in progress



L2 gallery framing and rough-in in progress.



Vision Tulsa Gilcrease Museum



GILCREASE MUSEUM
Thomas Gilcrease Institute of American History and Art

Weekly Construction Update

Site Aerial View



(Drone flight: 11/22/23)

Upcoming Work

- Continue Rough-In for MEP/FP on all levels
- Continue Misc. Structural Steel & Handrails
- Continue Stone Veneer on South Facade
- Continue Interior Framing & Sheetrock on All Levels
- Continue Amphitheater Concrete Placement
- Continue Freight Elevator Installation
- Continue Exterior Metal Panel Installation
- Start LL1 North Window Installation
- Continue L2 Vista Room Window Frames Install
- Start W01 Main West Window Frames Install
- Start Painting on LL3
- Finish Stone Veneer on East Facade
- Start Stone Veneer on West Facade

Public Safety and Economic Development

Attendees:

Kathy Sebert
Linda Jenkins
Paul Hassink
Ashley Webb
Maia Treleven
Sylvia Powell

**Report
To
Sales Tax Overview Committee
On
Public Safety, Urban Development
and Equipment**

TO: Public Safety, Urban Development and Equipment Subcommittee
Sales Tax Overview Committee

SUBMITTED BY: Sam Ray, P.E., S.E., Interim Lead Engineer
City Projects, Department of City Experience

DATE: **December 14, 2023**

The status of projects managed by the **City Projects section of the Department of City Experience** as of **December 14, 2023**, is as follows:

2006 Sales Tax (6009)

Project No. 067520 and 040430-7, Route 66 Xperience, TAC 1011
Budget \$5,000,000

Project Description: Interactive Route 66 Interpretive Center located at the southeast corner of Riverside Drive and Southwest Blvd.

Status: This project is now under the Mayor's office purview. Deputy Mayor Cassia Carr is lead for this project. The Standards, Specifications & Award Committee accepted the Mayor's recommendation on May 5th for the Sharp Development proposal. This begins a process to negotiate a development agreement. This is a fluid process with various components to consider. There are several preliminary steps leading into the process also, so no timeline is initially prescribed until variables are better defined. The discussions are still ongoing with Sharp Development, they are revising their Performa. As of August 2023, Sharp Development has withdrawn from involvement with this project. 10/12/2023: Mayor's office will prepare a new Request For Proposal for the site. ODOT is obtaining a land survey of the area at their own expense.

Project No. 065100, Contract 32, Misc. Electrical / Mechanical Services Citywide

Consultant: Cyntergy

Status: \$25K agreement executed. City Projects has recommended that Contract 32622 with Cyntergy AEC LLC be closed because the date of last activity was September 2018. The amount remaining on the contract was \$37,754.60 as of 9/1/2023. Funds will be unencumbered and applied to other Public Facilities projects to be determined. 10/12/2023: Contract not yet closed. 11/9/2023: Contract not yet closed.

Project No. 065100, Contract 31, Misc. Structural Engineering Services Citywide

Consultant: Wallace Engineering – Structural Consultants, Inc.

Status: The consultant is providing services as requested by the City.

Used \$526.8K out of the \$617.5K agreement. City Projects approved funds for platting of land associated with the BMX National Headquarters project. 10/12/2023: City Projects is processing a request for Final Payment on this contract.

11/9/2023: Consultant submitted an outstanding invoice from early 2023 that is being processed for payment before Final Payment can proceed.

12/14/2023: Final Payment is in process.

2014 Improve Our Tulsa (6014)

Project No. 145100, ADA Transition Plan – Building

Project Description: Improve accessibility for disabled citizens at various identified City facilities by improving to Americans with Disabilities Act (ADA) standards.

The 2016 Transition Plan Study included the following sites: Municipal / Police Courts, BOK Center, Tulsa City Hall, 23rd and Jackson Facilities, Tulsa Zoo, and Nature Center Maxwell Convention Center = The Maxwell Convention Center items were taken care of in the Vision Tulsa Cox Business Center project.

Animal Shelter = The Animal Shelter items will be taken care of in the Improve Our Tulsa Animal Shelter expansion project.

Performing Arts Center = Performing Arts Center items were taken care of in the Improve Our Tulsa PAC renovations project.

Gilcrease Museum = The Gilcrease Museum items will no longer be valid with the new building.

Police- Gilcrease Division = The Police -Gilcrease Division some items will be addressed in the upcoming renovation project.

Authorized \$100K at each of the 3 Police Uniform Divisions. These funds are being incorporated into project 146120.

Status: 911 Center and Forensics Lab requests complete.

Consultant: TODD Architecture Group: GH2

Total Appropriations: \$1,275,000, Balance: \$625K

Held a kick-off meeting with Todd Architecture to restart the design and implementation for additional ADA facility projects on 4/27/22. Site visited Police Courts building 5/23/22, next location to be addressed. Design agreement executed, with Todd Architecture for the Police Courts design, consultant working.

Received preliminary plans 11/30/22, transmitted to reviewers.

City plan review meeting held 12/14/22. We have hired a new Engineer in Special Projects he will be assuming the Project Manger role for this project. A project review meeting was held on 2/2/23 at which we introduced our new PM and discussed various design options. Consultant continues design work. Site walk 3/10/23 went over the designs with the user groups. OTC site walk held 4/10/23 reviewed existing conditions and space usage.

Consultant is reviewing details for code compliance. The Police Courts and OTC ADA projects will be bid as one package.

Consultant submitted 95% construction plans, City reviewing them. CITY PROJECTS staff working with Engineering Services Planning section and their consultant on an update to the City of Tulsa Transition plan. Consultant submitted Pre-Mylar construction documents on 9/9/2023 and City Projects staff are reviewing them. City PM provided markups and comments to Consultant on 95% construction plans. 11/9/2023: Mylars are being routed and signed by City staff this week. **12/08/2023- Working on signatures and advertise for bid package.**

Project No. 145200, ADA Transition Plan – Parks

Project Description: Improve accessibility for disabled citizens at various identified City parks by improving to Americans with Disabilities Act (ADA) standards.

Total Appropriations: \$1,140,000. Balance \$166K

McIntosh agreement for Hunter Park was executed on 11/2/22. Kick off meeting was held 11/7/22, site visit 11/8/22. We have hired a new Engineer in Special Projects he will be assuming the Project Manger role for this project. A review meeting was held on 1/20/23 at which we introduced our new PM and discussed various design options. Consultant working on survey and preliminary plans. Scheduling a project update meeting for late March. Received plans early April, staff reviewed and returned to consultant. Consultant has submitted 65% plans, to the City 5/5/23. Staff reviewed 65% drawings and sent comments back to the consultant. Consultant is required to submit 95% construction documents on 8/11/2023 for review by City Projects staff. Consultant to submit revised 95% Construction Documents by 9/15/2023. 10/12/2023: Working through issues with tree root zones.

11/9/2023: City Projects staff has provided comments for incorporation into 100% Construction Documents. **12/2023-Meeting w/ Parks for review and markups.**

Project No. 145300, Public Facilities – OTC City Hall

Total Appropriations: \$3,295,000. Balance \$1.71M

Consultant: Todd Architecture/GH2

Project SP 22-11 OTC Solar Stairwell Carpet Replacement IFB23-426.

Bid awarded for base bid for \$160,905.68, with L&M Office Furniture, LLC.

PO No. 232342 executed 06.22.23.

11.07.23: Solar well carpet received. Pre-work **held 11.28.23. Work to start in mid to late December 2023 starting in northeast solar well.**

Project No. 145400, Public Facilities – Roofing

Project Description: Inspection, assessment, prioritization, and repairs of roofing for various City facilities.

Consultants: Cyntergy, LLC & SGA Design Group, PC

Total Appropriations: \$3,000,000. Balance \$20K

Status: Combined FS #23 and #25 into one project.

Location	Project #	Status	Consultant	Funding Source
EMF Roof (Electronics Maintenance Facility)	SP 17-05	Lowry Construction contract amount \$1,089,999.67. Construction approximately 95% complete. 10/12/2023: Working on punch list items. Roof complete. Working on damaged building louvers repair/replacement.	SGA	IOT-1 (145400) and IOT-2 (2234B00006) Facilities Roofing
Lacy Rec. Center	SP 21-2	Contractor: American Roofing Construction. Contract amount \$481,100.00.	SGA	TIF (7239000)

		Roof has been completed. The rooftop HVAC units have arrived, and installation will be scheduled after 8/7/2023 when summer camp has finished. HVAC units installation underway. 10/12/2023: HVAC install complete, punch list working. 12/06/23 walkthru revealed additional punchlist items to be corrected.		
TFD Station #23 & #25	SP 17-17 & SP 17-18	Bids opened 3/17/23. Construction Contract executed with Sooner Recon, on 5/24/23, in the amount of \$708,135.00. Pre-Construction Conference was held on 7/14/2023. Submittals under review. Construction to begin once submittals are approved.	Cynergy	IOT-2 (2234B00006) Facilities Roofing and IOT-2 (2234B00024) Public Facilities Rehab
Mohawk Admin Bldg	SP 22-15	Bids opened 5/5/23. Contractor is Sooner Recon. Contract amount \$1,072,344.00. Construction Contract was executed on 7/19/2023. Awaiting Pre-Construction Conference to be set by Field Engineering. Submittals under review. Contractor orientation meeting being scheduled. Construction underway. Construction continues.	SGA	TMUA

Project No. SP 21-1, PAC Renovations, Phase 2

Consultant: Beck Associates Architects

Project Description: Williams Theater stage floor replacement.

Contractor: Lowry Construction

Contract Amount: \$482,985.70

Status: Construction Contract executed 12/14/22.

The window for construction at the Williams Theater is July 2023. Williams Theater Stage Floor Replacement final walk-through was performed on 8/7/2023. Punchlist items are being addressed by contractor. **Final two replacement sections of stage floor installed.**

Phase 2: Renovations to office spaces.

Status: Consultant completed plans. Mylars signed, Advertising, Bids opened on 5/19/23.

Apparent low bidder is Magnum Construction, processing Award of Bid for base bid only

in the amount of \$870,512.00. Construction contract was executed on 6/28/23, scheduling Pre-Construction meeting. Contractor's submittals under review. Construction to begin September 18, 2023. 10/12/2023: Construction/demolition is underway. 11/7/23: Demo complete, wall framing and gyp bd at about 80% installed.
Framing and gyp bd mostly complete and prime painted. Ceiling grid installed.

Project No. SP 16-1-1453XX, PAC Renovations

Consultant: Previously Matrix, closed business, late 2022

Project Description: Combined Project 145350; PAC Renovations, 145340; PAC Fire sprinklers, 145360; PAC Fan coil replacement and 145370; PAC HVAC motor replacement into one design agreement.

Contractor: CEI (Contract # 33312)

Contract Amount: \$1,861,694.12 (balance)

The City filed suit in June of 2022 - Case No. CJ-2020-2561

City of Tulsa was served with discovery requests, mediation followed in June 2022.

An updated listing of incomplete and or tasks to be redone was sent by the City to transmit to the mediator on 07.15.22, 08.04.22 and 11.18.22 (no response by mediator / CEI was received to any of the requests)

One year deadline was 07.08.23

City has refiled suit against CEI as of August 2023. - **new case number CJ-2023-2334**

Meeting held 10.31.23 to review Agreement with mediator for proposed third party architectural consultant services needed to finish the project.

Awaiting response from the mediator for CEI comments on agreement as of 12.08.23.

Project No. 146240, Tulsa Fire Department Facilities

Project Description: Rehabilitate garage, training center, storage, and supply at 1760-1790 Newblock Park Drive, HVAC, and external building repairs.

Budget: \$2M, Balance: \$1.757M

Consultant: BKL

Status: Working with Stormwater Design on flooding issues. Construction documents were to be advertised on 8/11/2023 for bidding. This project was placed on hold and not advertised.

Some TFD functions would move from Newblock to the planned Public Safety Center.

Project is on hold, pending decisions for planned Public Safety Center.

Project No. 146120, Tulsa Police Department, Uniform Divisions Renovations

Project Description: To renovate police facilities to improve efficiency of divisional operations in existing facilities.

Budget: \$3M plus \$300K ADA

Balance: \$2.609M plus the \$300K

Consultant: BKL

Status: Consultant has been working on plans.

New Division Commanders; presented plans to the new Division Commanders. The new Commanders reviewed and made comments on plans. Consultant is addressing the new Commanders inquiries and comments. Preparing to advertise this project. Processing a design amendment for \$48,750 for additional design services requested by the new Division Commanders at each division location. Pre-Mylars due 7/14/23. Consultant submitted Pre-Mylar construction documents on 7/14/2023, and those are under review by the City of Tulsa. Architects preparing mylars for advertisement. Mingo Valley Division placed on hold and not advertised, will move to Public Safety Center as part of IOT3.

Project No. 145500, Animal Shelter Expansion, Phase I

Consultant: GH2

Project Description: Renovation and expansion, adding a new Adoptive Center and support areas.

Budget:

Animal Shelter Expansion Ph 1 & 2 145500		
Project #	PROJECT FUNDING	
145500	IOT Ph-1-Ordinance Amount / Allocated Budget	\$2,750,000.00
145500	Spent on Crematorium	-\$89,980.00
145600	Transfer from Ventilation Project	\$44,532.29
2234B00007	IOT Ph-2-Ordinance Amount / Allocated Budget	\$2,080,000.00
	ARPA County	\$500,000.00
	ARPA City	\$2,500,000.00
	Supplemental Appropriation Budget Amendment: Fund 405	\$6,100,000.00
	Total Project Funding	\$13,884,552.29

Construction Manager At Risk: Timberlake Construction

Status: Moving forward with the 36th Street North and west of Sheridan location. The Zoo has voiced concerns. A meeting with the Zoo was held 2/22/23. Our consultant hired an Infectious Diseases Veterinarian to determine best practices for the site. The best practice meeting was held, attendees included Zoo representatives, Consultant representatives, Animal Welfare representatives, Engineering representatives and the Mayor. We are moving forward with the site. Consultant interviewing the Animal Welfare staff. Design Review meetings were held May 3, 17 and 31, 2023. Next meeting is scheduled for July 26th. Consultant submitted 25% construction documents, and those were reviewed and approved. The next project meeting is scheduled for 8/23/2023. 65% progress documents submitted for review. Next progress meeting scheduled for 9/27/23.

10/12/2023: Progress meeting held on 10/5/23 for CM estimate presentation. Estimate rejected for incompleteness. Complete 65% estimate to be re-presented on 10.19.23. 11/7/23: Interior design presented to user group. Continuing efforts to reduce cost. **80% construction documents submitted by consultant. Under review.**

Project No. 146110, Police Academy Renovation/Police Courts/Compstat Bldg

Project Description: Phase II: Police Courts and Compstat Bldg items to be worked on elevators, building envelope i.e. roof

Budget \$4.04M, Balance \$1.096M

Status: Facilities Maintenance is scheduling the following upgrades for the Police Courts and CompStat buildings:

Elevator work complete. Additional Jail elevator 'control' work performed.

HVAC renovations which include but not limited to upgrading coils, valves and DD controls,

Plumbing upgrades-replacing galvanized pipe with pex,

Interior and Exterior lighting. Facility maintenance is working with a contractor on an exterior lighting layout and quote. Contractor completed the exterior lighting project. Facilities Maintenance processed a PO to repair high wind damage to the Police Courts roof.

Project No. SP 16-10-1400XX, EMD Facilities Maintenance & Upgrades

Consultant: BKL, Inc.

Contractor: Voy Phase I Construction Contact complete.

Project #140070. Available Balance: \$144K

Project #140080. Available Balance: \$820K

Status: EMD has requested concrete work at the Newblock location. Concrete work complete.
Held a Teams meeting (8/20/2020) with EMD on additional work for various EMD sites.
EMD is preparing a priority listing for a future discussion meeting.
Held another Teams meeting (12-21-20) discussing project priorities.
Items Requested and Completed: concrete work requested at the Eastside Fuel Pump Island, West Yard Truck Wash repair.
Meeting to review status of requested work 2/10/2021.
Items Requested and Completed: Car Wash replacement at the Gilcrease Division, LED lighting at various locations, emergency generators at 470 and 480 West 23rd shops, painting 470/480/490 West 23rd shops, 56th and Garnett fueling island repairs, LED lights and LED glass cover replacements in the paint booth at 1790 Newblock, replacing compressor-shop air supply.
Held another Teams meeting 1/26/22 to discuss additional projects: generator replacement at Newblock was requested, moving forward to have Cyntergy prepare construction documents.
Purchase Order for the new generator has been processed and sent to the vendor.
5/12/22 EMD requested a new A/C unit for the 1720 Newblock Parts Room. Item was approved, writing a PO for the purchase and install.
EMD requested a new monitoring system for leakage protection of hydrocarbons.
The leak protection request was approved and a PO is being prepared.
Another PO was written for above ground piping and fuel tank blasting and painting due to corrosion.

2019 Improve Our Tulsa

Project No. SP21-5

Project No. 2234B00006

Project Description: Citywide Public Facilities-Roofs

Ordinance Amount \$2.46M, Available \$400K of \$1.4M

Consultant: GH2-Parks, Todd-Parks, BKL -TMUA, JCJ -TMUA projects

Contractor: Lowry

Contract Amount: \$616,909.30 of \$1,089,999.67 total contract for EMF roof

Construction status: Contractor working. EMF roof construction 95% complete.

Design Status: Consultants working on assigned projects. GH2/Todd working on Reed Park Roof Replacement. BKL: East Yard Water Distribution Satellite Office Roof to advertise 11/17/23. **Project bidding; bid opening 12/15/23.** JCJ: AB Jewell Maintenance Bldg Roof Replacement preparation for advertisement. **Preparing to advertise first of January.**

Project No. 2234B00007

Project Description: Animal Shelter Phase II,
Combined with Project #145500 listed above.

Project No. 2234B00008

Project Description: One Technology Center-Maintenance & Rehabilitation

Ordinance Amount \$1M, Available \$275K of \$300K

Consultant: Wallace: Design and inspection fees thus far \$11K

Contractor: Impact

Contract Amount: Total contract amount \$110K, funds from this project no. \$10K

Status: Funds used for project SP 22-01, R2: OTC Parking Garage repairs.

Held final walk-through 2/23/23, no punch list, awaiting closeout documents.

Project No. 2234B00024

Project Description: CW- Public Facilities Rehab/Repair

Ordinance Amount \$7M, Available \$2.61M of \$2.95M

Status: Facilities Maintenance is working with a Heat and Air company to review various sites for HVAC upgrades. Should improve efficiency and lower power consumption. Supplemented roofing contract 135929 at FS#23 and FS#25. City Projects authorized use of funds on 7/31/2023 for replacement of 15-ton rooftop HVAC unit at existing Animal Welfare building.

Project No. 2234B00025

Project Description: ADA Improvements for City Facilities

Ordinance Amount \$5M, Available \$1.25M

Consultant:

Contractor:

Contract Amount:

Status: Construction money for designs from IOT-1

Project No. 2244B00027

Project Description: ADA Improvements for City Parks

Ordinance Amount \$3M, Available \$1M

Consultant:

Contractor:

Contract Amount:

Status:

The following projects have not received any funding yet.

Project No. 2234B00028

Project Description: Police Courts Building

Ordinance Amount \$1M, Available \$0

Consultant:

Contractor:

Contract Amount:

Status:

Project No. 2234B00029

Project Description: 600 Civic Center-Equipment Relocation

Ordinance Amount \$200K, Available \$0

Consultant:

Contractor:

Contract Amount:

Status:

**Tulsa Fire Department
Sales Tax/Bond Projects Report
12/12/2023**

Mike Mallory
Physical Resource Chief
Office 918-596-1230
Mobile 918-527-0262
mmallory@cityoftulsa.org

Command Vehicles

P.O. #220619 Car 642 Total less equipment for \$39,215.00
P.O. #220707 Car 835 Total less equipment for 35,453.50

- Both vehicles have been placed into service.

Two Specified Ladders

P.O. #220464

Combined Total of \$2,975,905.94 Funded by IOT-2

Two 107-ft aerial ladders are now in production and are in production and are visible at www.conradfire.com. ~~Completion of both apparatus is expected to be in late October 2023. In production with completion expected in mid-November.~~ The apparatus are expected to be available for final inspection during the week of ~~December 11th~~ December 18th.

Eight Engines

P.O. 221308

Combined Total of 7,210,986.16 Funded by ARPA

Funded through ARPA, Eight Engines were ordered from Pierce Manufacturing on 1/26/2022. A pre-construction meeting is likely to be scheduled at the manufacturing facility during the same week as the final inspection of the two ladders in late October 2023. Completion in the manufacturing process is expected in late spring or early summer 2024. Personnel are currently at the manufacturing facility for pre-construction of the apparatus. The apparatus are expected to be completed in late spring or early summer of 2024. No new activity

Two Aerials

P.O. 221309

Combined Total of \$3,077,455.08 Funded by ARPA and IOT-2
Funded through ARPA, the two Ladders were ordered with the Engines from Pierce Manufacturing on 1/26/2022. Delivery is expected in the summer of 2024. Personnel are currently at the manufacturing facility for pre-construction of the apparatus. The apparatus are expected to be completed in late spring or early summer of 2024. No new activity.

Technical Heavy Rescue

P.O. 232194

Estimate \$2,006,959.45 Funded by SAFER savings
Delivery is expected in February of 2026. No new activity.

Extended Cab Air Trucks

P.O. 232195

Estimated Total \$689,858.66 Funded by SAFER savings
Two F-550 extended cab 4x4 mini-rescue body Air Trucks.
Delivery is expected in December 2025. No new activity.

HazMat Air Truck (Small)

P.O. 240318

Estimate \$367,274.41 Funded by IOT-2
One F-550 crew cab 4x4 mini-rescue body HazMat Air Truck
Delivery is expected in June 2026. No new activity.

Stock Heavy Rescue Truck for HazMat (Full Size)

Requisition 20241090

P.O. 241129

Estimate \$758,619.41

Funded by IOT-2

Pierce Saber Cab Heavy-Duty Rescue (HDR) without equipment.
Awaiting a P.O. 241129 Expected delivery March 2024
No new activity

Four Stock Engines

Requisition 20241097 P.O. 241130
Combined Estimate \$3,629,403.04 Funded by IOT-2 plus \$906,036.94 from
SAFER savings
Pierce Enforcer Cab Pumpers without equipment
Awaiting a P.O. 241130 Expected delivery December 2024
No new activity

Stock Mid-Mount Aerial Platform

Requisition 20241088 P.O. 241128
Estimate \$2,160,811.97 Funded by IOT-2
Pierce Enforcer Cab 100-ft. mid-mount aerial platform
Awaiting a P.O. 241128 Expected delivery December 2024
No new activity



INTEROFFICE CORRESPONDENCE

TO: Sales Tax Oversight Committee (STOC)
FROM: Deputy Chief Dennis L. Larsen
DATE: December 12, 2023
SUBJECT: Tulsa Police Fleet Activity



Fiscal Year 2024 Tulsa Police Fleet Vehicles

- 58** - New Ford Police Interceptors have been ordered for FY24.
- 14** – Have been received.
- 10** – Have been outfitted and placed into service.
- 4** - Are currently being outfitted.

- 10** - Ford F150 Trucks ordered, 7 have been and received and placed in service.
- 1**– Ford F250 Truck has been ordered for the Explosive Detection K9 Unit.

- 1** - Ford Transit Van ordered. It has been received and placed into service.

Police 1 – Tail Number: N301TP

Is a 2013 Airbus AS350B2. Is currently up for sale.

Police 2 - Tail Number: N302TP – 2019 Airbus AS350B3 and is fully operational.

New helicopter: City of Tulsa Purchase Order **231494** was issued on December 22, 2022, for a 2023 Airbus H125. This aircraft will replace our current Police 1, the 2013 Airbus AS350B2 listed above. It has been built and is being outfitted in Louisiana for TPD. The projected delivery is by March 2024.



Parks

Attendees:

Kathy Sebert
Linda Jenkins
Paul Hassink
Ashley Webb
Maia Treleaven
Sylvia Powell

Parks STOC Report

12/14/23

Submitted To: Public Safety, Urban Development and Equipment Subcommittee Sales Tax Overview Committee

Submitted By: Gary Schellhorn, Tulsa Parks Department Consultant

1. McCLURE PARK SLIDE / PLUNGE POOL (147500-1R)
 - 7440 E. 7th Street – District 3
 - 2014 Sales Tax – part of McClure Pool Reconstruction Project (\$406,000)
 - Old slide tower removed starting April 26, 2023.
 - **Project to provide shade shelter with tables and benches that can be used for the pool patrons.**
 - **Conceptual designs continue being priced with contractors / manufacturers.**

2. INCLUSIVE PLAYGROUND (located at Whiteside Park)
 - 4009 S. Pittsburg Ave. – District 9
 - 2014 Sales Tax (6014-5455101-005011147520) and Private Funding from the Burnstein Foundation
 - Consultant: LSI Playgrounds and Landplan Consultants
 - Funds: \$251,338.10 from Langenheim Park
 - Bids for the Site Work Project opened April 14, 2023. Successful bidder is Magnum Construction with a cost of \$458,928 for base bid and alternate 3 for solar lights.
 - Additional funds from residual savings of \$448,000 total from Playground projects at Carbondale, Schlegel, and West Highland Parks.
 - The Grand Opening Ceremony was held September 1, 2023.
 - **Punch List items have been completed – Project is completed.**

3. SAVAGE PARK IMPROVEMENTS (147230)
 - 17800 E. 21st Street – District 6
 - 2014 Sales Tax
 - Budget: \$120,000 (\$15,000 in FY2019 and \$105,000 in FY2020)
 - Consultant: Method Architecture
 - Design Fees: \$22,173.63
 - Scope of work: HVAC improvements, flooring, painting, and roofing at Savage Park Concession, Restrooms.
 - **Work is being completed by Purchase Orders.**

4. WOODWARD PARK IMPROVEMENTS (147250)
 - 2324 S. Rockford Ave. – District 4
 - 2014 Sales Tax (147250.ArchEngr.)
 - Budget: \$4,850,000 (\$870k in FY20 and \$3,980k in FY21)
 - Consultant: LandPlan Consultants, Inc.
 - Kick-off meeting was held June 10, 2020.
 - Final Public Meeting has been delayed coordinating with Stormwater Design concerning the adjacent 90-inch stormwater line at the bottom of the azalea garden slope. Stormwater Design to reroute part of the stormwater line (design and construction costs to be provided by Stormwater Design Department)
 - 95% review meeting was held with the consultant on November 18, 2022.
 - 100% design was submitted on April 21, 2023. Staff has reviewed documents in preparation for advertising for bids.
 - 100% review comments have been submitted to the Consultant.
 - **Final review with consultant is scheduled for December 14, 2023.**
 - **Advertising for bids is scheduled to begin in February 2024 and open in March 2024.**

5. CHAMBERLAIN PARK POOL RECONSTRUCTION (147300)

Parks STOC Report

12/14/23

- 4940 North Frankfort Ave. – District 1
 - 2014 Sales Tax (147300.ArchEngr.)
 - Budget: \$2,424,185
 - Consultant: Alaback Design Associates
 - Design Fees: \$266,583.77
 - Community Outreach approved Pool moving to Chamberlain Park – Brown Ordinance processed.
 - Contract was approved March 9, 2022. Design Kick-off meeting was held March 17th.
 - 95% Design Documents were submitted on November 9, 2022. A review meeting was held on Nov. 29, 2022.
 - 100% Documents were submitted on January 17, 2023.
 - Coordination with Privately Funded site improvements continues.
 - Final drawings were submitted on August 31, 2023.
 - Submittal to State Health Department occurred on September 6, 2023. (6 week review estimated).
 - **Advertise for bids anticipated to begin January 5, 2024, with bids opening February 9, 2024**
 - **Construction is anticipated to begin in May 2024 with completion in May 2025.**
6. TULSA ZOO CARNIVORES (147150)
- 5701 East 36th Street North. – District 1
 - 2014 Sales Tax and Private Funding
 - Budget: \$8,000,000 (2014) + \$20,920,000 (Private) = \$28,920,000 funding secured to date
 - Current Cost Estimate = \$37,000,000
 - Consultant: WDM (contract is with TZMI)
 - Consultant is preparing 95% Construction Documents for submittal in June 2023.
 - Cost control activities continue to reduce overall costs of the project – reduced length of Boardwalk; removal of train depot complex; changed viewing building from round to square.
 - Additional private funding is being raised to accommodate increased construction costs.
7. GREENWOOD CULTURAL CENTER FACILITY REHABILITATIONS
- 322 North Greenwood Ave. – District 1
 - IOT2 Sales Tax (2234B00000)
 - Budget: \$5,340,000
 - Interim Repair costs = \$195,044.48
 - Design Fees: \$693,536.56
 - Consultant: JCJ / Moody Nolan Architects.
 - Design agreement approved 2/02/2022.
 - Kick-off meeting was held February 17, 2022.
 - Facility assessment and project scoping meeting was held March 1, 2022.
 - Draft Master Plan and assessment report was submitted May 20, 2022 with a review meeting held on June 28, 2022.
 - Master Plan was submitted on September 30, 2022.
 - The contract amendment for the design phase was approved 4/5/2023. A design kick-off meeting was held May 2, 2023.
 - The Greenwood Cultural Center Board continues their Visioning Campaign to fundraise for their overall vision for GCC.
 - **Current design on the facility improvements is on-hold until the Vision / Funding items are identified and fundraising goals are established.**
 - **The Greenwood Cultural Center Board has privately contracted with the Consultant to perform an expanded Master Plan for their fund-raising process – 12 week process.**
 - **The Project will be evaluated at the end of the 12 week visioning process to determine the master schedule for the project.**
 - **The expanded Master Plan is scheduled to be completed in early January 2024.**

Parks STOC Report

12/14/23

8. FRED JOHNSON PARK IMPROVEMENTS

- 6002 South Riverside Drive – District 7
- IOT2 Sales Tax (2244P00012)
- Total Budget: \$3,125,000 (IOT2) + \$5,000,000 (IOT3) = \$8,125,000
- Master Plan Fees: \$39,950
- Master Plan Consultant: Greenplay / Berry Dunn Consultants
- Information gathering meeting with Berry Dunn and City staff was held on March 3, 2022.
- A Community outreach event was held on May 14th, with interviews the following week.
- Design Charrettes were held on June 8, 2022 and July 7, 2022.
- The final community outreach session was held August 27, 2022.
- Final Master Plan documents have been submitted.
- Design Consultant: Landplan Consultants
- **A Design Contract is being processed with the consultant.**

9. SWAN LAKE FOUNTAIN REHABILITATION (2242P00030)

- 1573 Swan Drive – District 4
- IOT2 Sales Tax (2244P00030)
- Total Budget: \$1,700,000 (IOT2) **+\$500,000 (IOT3) = \$2,200,000**
- Scope: Rehabilitation of the historic Swan Lake Fountain and improvements to the water quality of the lake.
- Consultant: Alaback Design Associates, Inc.
- Design Fees: \$203,825.55
- Design agreement has been approved – the Design Kick-off meeting was held May 12, 2022.
- Geotechnical investigations and Preliminary Design have been completed.
- 25% Review Drawings were submitted on July 6, 2022 with a review meeting held August 4th.
- A Neighborhood Meeting was held September 20, 2022.
- 65% Design Drawings were submitted on January 23, 2023.
- 95% design drawings were submitted on June 16.
- 100% Design documents were received September 1, 2023.
- Final mylar drawings were submitted on October 6, 2023.
- **Advertising for bids began November 3, 2023 with bids opening December 8, 2023.**
- **Apparent low bidder submitted a cost for the total project of \$1,977,220.00**
- **IOT3 funding will be available the week of February 7, 2024. (Additional \$500,000 to the project)**
- **Construction is anticipated to start in February 2024 and be completed in November 2024.**

10. OWEN PARK CENTER IMPROVEMENTS

- 560 N. Maybelle Ave. – District 1
- IOT2 Sales Tax – Parks Facilities
- Total Budget - \$50,000.00 (interior) + \$80,000 (roof) = \$130,000.00
- **Total Expenditures - \$141,525.00: current overage of \$11,525**
Oxley Nature Center roof \$72,600 est. / \$11,440 cost = savings of \$61,160
Owen Roof \$80,000 est. / \$55,522 cost = savings of \$24,478
- New storefront entrance – **Purchase Order approved with Apax Glass (\$5,000) being manufactured.**
- Remove existing entry doors – **Purchase Order has been approved with Apax Glass (\$1,000)**
- Relocate fire alarm pull station – **work to be done after entry doors are installed.**
- New panic hardware and exit signs on 2 doors – **work to be done after entry doors are installed.**
- New drinking fountains – **completed by Staff**
- New VCT floor and base in annex – **work completed by Staff**
- HVAC split unit in new entry – cost TBD
- Gym floor repairs –**Purchasing Bid – Ascension Grant – work is completed.**
- Replace glass in gym windows –**PO with Apax Glass (\$80,003) work is completed.**
- Finish back side of partition wall – **work completed by Staff**
- Replace low roofs - **PO with Allwine Roofing (\$55,522) work is completed.**

Parks STOC Report

12/14/23

11. ZINK PARK EROSION AND SITE REPAIRS

- 3216 S Trenton Ave.- District 4
- IOT2 Sales Tax (2244B00009)
- Total Budget: \$151,800
- Consultant: Wallace Engineering
- Design Fees: \$10,500.00
- Scope: repair damaged stone stairs at NE corner of tennis courts and remediate ground water in lower park.
- **Final Design drawings received October 27, 2023**
- **Proposal of cost is being prepared by Grade Line Contactors through a contract through Stormwater Dept.**

12. TENNIS COURT REHABILITATION

- Parks System Wide
- IOT2 Sales Tax (2244P00011)
- Budget: \$1,200,000
- Project is to repair and resurface tennis and sports courts, provide new nets, screens, fencing, and new sports striping.
- Specifications have been prepared and submitted to Purchasing for Bidding.
- Purchasing Bid opened April 13, 2023. 4 bids were submitted.
- Staff has selected 2 contractors who submitted the lowest responsible bids.
- Total Estimated Improvement Costs: \$1,110,483.00
- Construction cost: \$945,774.00
- **Requisitions for Purchase Orders are being prepared – due to cold weather, work is anticipated to begin in April / May 2024.**

13. REED PARK CENTER ROOF REPLACEMENT (SP23-6)

- 4333 S. Yukon Ave. – District 2
- IOT2 – Parks Facilities (2242B00009)
- Consultant: GH2 Architects
- Existing roof and structure have been inspected / evaluated to determine the scope of repairs / replacement.
- **Consultant has begun designing the roof replacement.**

14. CRAWFORD PARK SHELTER ROOF REPLACEMENT (SP23-7)

- 2425 N. Hartford Ave. – District 1
- IOT2 – Parks Facilities
- Consultant: GH2 Architects
- Design Fees: \$22,421.23
- 100% design drawings were submitted on August 3, 2023.
- **Advertising for bids began December 15, 2023 with bids opening January 19, 2024.**

15. CARL SMITH PARK SEWER LAGOON EXPANSION AND REPAIR (SP23-4)

- 17120 E. 21st Street – District 6
- IOT2 Sales Tax – Park Facilities
- Budget: \$650,000
- Consultant: E&E Engineering & Associates, LLC
- Expansion of the existing sanitary sewer lagoon system to meet current needs and codes.
- **Design agreement has been approved. Schematic design has begun.**

16. HICKS PARK REC. CENTER IMPROVEMENTS (2242B00009)

- 3443 S. Mingo Rd. – District 6
- IOT2 Sales Tax – Park Facilities
- **Purchase Order (Bacco) – repaint exterior walls of Rec. Center - \$34,167.90 (PO has been approved and work is being scheduled).**

Parks STOC Report

12/14/23

17. REED PARK REC. CENTER IMPROVEMENTS (2244B00009)

- 4333 S. Yukon Ave. – District 2
- IOT2 – Parks Facilities (2242B00009)
- Scope: Paint exterior walls of Center
- Contractor: Bacco Construction (Purchase Order)
- Budget: \$81,696
- **Proposal of cost is being prepared by Contractor.**

Sewer, Stormwater, and Transportation

Attendees:

Kathy Sebert

Steve King

Linda Jenkins

Paul Hassink

Pamela Amburgy

Deborah McKinney

CITY OF TULSA, OKLAHOMA
SALES TAX OVERVIEW COMMITTEE
TRANSPORTATION PROJECTS STATUS REPORT

Design & Construction as of: 11/01/23

DESIGN										CONSTRUCTION				
Budget Number	Project Description	Estimated Start Date	Currently Anticipated Completion Date	Engineer	Contract Amount	Pct Compl	Adv or Contract Award Date	Currently Anticipated Completion Date	Contractor	Contract Amount	Pct Compl			
FUND 405 - SALES TAX FUND (2014)														
144017	Arterial Street Rehab													
a	Charles Page Blvd. - 33rd W. Ave. to 25th W. Ave.	Jun-15	Sep-17	Garver	\$206	90%	Dec-23							
b	49th W. Ave. - Edison St. to Charles Page Blvd.	May-18	Apr-19	CEC	\$165	85%								
c	Utica Ave. - Pine St. to Admiral Blvd.	Nov-15	Apr-16	CEC	\$528	85%	Mar-24							
d	Lewis Ave. - 36th St. N. to Apache St.	Jun-18	Dec-18	Cyntergy	\$118	95%								
e	Southwest Blvd. - W. 23rd St. to W. 31st St.	Dec-16	Sep-17	Dewberry/Poe	\$300	100%	Jul-22	Feb-24	Becco	\$7,097	87%			
f	Southwest Blvd. - W. 31st St. to W. 40th St.	Dec-16	Sep-17	Dewberry/Poe	\$315	100%	Jul-22	Feb-24						
g	Union Ave. - Southwest Blvd. to W. 41st St.	May-15	Sep-17	Dewberry	\$158	90%								
h	Union Ave. - W. 51st St. to W. 61st St	Jun-15	Aug-17	Garver	\$157	100%	Jan-21	Aug-21	Ellsworth	\$1,598	100%			
i	Riverside Dr. - Joe Creek to 81st St.	Jan-17	Oct-17	CGA	\$53	100%	Jul-18	Sep-18	Becco	\$787	100%			
j	Pine St. - Harvard Ave. to Yale Ave.	May-18	Apr-19	Benham	\$289	94%								
k	Admiral Pl. - Lewis Ave. to Harvard Ave.	Jan-18	Aug-18	BKL	\$253	95%								
l	Admiral Pl. - Harvard Ave. to Yale Ave.	Nov-16	Jul-17	Poe	\$325	95%	Feb-21	May-22	Ellsworth	\$4,177	100%			
m	Sheridan Rd. - Apache St. to Pine St.	Nov-15	Sep-17	AAB	\$156	90%								
n	Mingo Rd. - 46th St. N. to 36th St. N.	Aug-15	Apr-16	McClelland	\$241	100%	Oct-17	May-18	Becco	\$3,743	100%			
o	Mingo Rd. - 36th St. N. to Pine St.	Nov-16	Nov-17	McClelland	\$727	100%	Mar-19	Sep-21	Becco	\$8,435	100%			
p	Mingo Rd. - Admiral Blvd. to 11th St.	Oct-18	Aug-09	Wallace	\$89	100%	Nov-21	Sep-22	Ellsworth	\$1,187	100%			
q	11th St. - 89th E. Ave. to Mingo Rd.	Feb-15	Nov-15	CEC	\$162	100%	Apr-19	Oct-19	Ellsworth	\$1,631	100%			
r	15th St. - Peoria Ave. to Lewis Ave.	May-15		Garver	\$248	100%	Sep-19	Nov-20	Crossland	\$3,094	100%			
s	15th St. - Lewis Ave. to Harvard Ave.	Jan-17	Oct-17	Garver	\$302	90%	Jul-24							
t	Peoria Ave. - Admiral Blvd. to 11th St.	May-18	Feb-19	MARQUARDT	\$214	90%								
u	Peoria Ave. - 11th St. to 21st St.	Feb-16	Nov-16	MARQUARDT	\$252	85%								
v	Utica Ave. - Admiral Blvd. to 11th St.	Nov-19	Aug-20	C&K	\$317	96%								
w	Utica Ave. - 11th St. to 15th St.	Dec-16	Jul-17	BKL	\$224	90%								
x	Harvard Ave. - 15th St. to 21st St.	Sep-19	Jul-20	Garver	\$245	90%								
y	Harvard Ave. - 21st St. to 31st St.	Apr-18	Apr-19	Poe	\$469	98%								
z	21st St. - Yale Ave. to Sheridan Rd.	May-18	Mar-19	CEC	\$259	98%	Sep-23							
aa	31st St. - Yale Ave. to Sheridan Rd.	Aug-19	May-20	HNTB	\$237	84%								
ab	31st St. - Riverside Dr. to Peoria Ave.	Jun-15	Aug-16	Walker P Moore	\$131	100%	Sep-17	Jan-18	Tri-Star	\$1,449	100%			
ac	41st St. - Sheridan Rd. to Memorial Dr.	Apr-18	Jan-19	CGA	\$262	90%								
ad	Memorial Dr. - 21st St. to 31st St.	Nov-15	Jun-16	BKL	\$289	100%	Jul-19	Oct-21	Grade Line	\$5,086	100%			
ae	51st St. - Mingo Rd. to Garnett Rd.	Apr-18	Jun-19	Garver	\$234	90%								
af	71st St. - Memorial Dr. to Mingo Rd.			COT		100%	Apr-21	Jun-22	Crossland	\$2,228	100%			

CITY OF TULSA, OKLAHOMA
SALES TAX OVERVIEW COMMITTEE
TRANSPORTATION PROJECTS STATUS REPORT

Design & Construction as of: 11/01/23

Budget Number	Project Description	Estimated Start Date	Currently Anticipated Completion Date	DESIGN			CONSTRUCTION				
				Engineer	Contract Amount	Pct Compl	Adv or Contract Award Date	Currently Anticipated Completion Date	Contractor	Contract Amount	Pct Compl
ag	91st. St. - Mingo Rd. to Hwy 169.			COT/Poe		100%	May-20	Aug-20	Becco		100%
ah	Memorial Dr. - 81st St. to 91st St.	Sep-17	Mar-18	Marquardt	\$129	100%	Mar-21	Jan-22	Crossland Heavy	\$2,987	100%
ai	Memorial Dr. - 91st St. to Creek Tpk.	Jun-15	Dec-15	Marquardt	\$58	100%	Mar-21	Jan-22	Crossland Heavy		100%
aj	Sheridan Rd. - 91st St. to 101st St.	Apr-18	Jun-19	HUB	\$84	95%	Oct-23				
ak	51st St. - Pittsburg Ave. to Yale Ave.	Jan-16	Sep-16	Schemmer	\$74	100%	Dec-18	May-19	Ellsworth	\$926	100%
al	Harvard Ave. - 41st St. to 51st St.	Apr-18	Dec-18	PEC	\$236	80%					
am	36th. St. N. - Mingo Rd. to Hwy 169	Jun-18	Apr-19	K-H	\$301	100%	Jan-23	Jul-23	TriStar	\$4,739	100%
ao	Downtown Arterial Streets	May-15	Aug-15	Poe	\$923	70%					
	Phase 1 - 1st Street		Apr-16	Poe		95%	Aug-17	Jan-18	Crossland	\$1,493	100%
	Phase 2 - 5th Street		Aug-16	Poe		95%	Nov-17	Jul-18	Tri-Star	\$1,735	100%
	Phase 3 - 6th Street South		Mar-16	Poe		100%	Oct-16	Mar-17			
	Phase 4 - Boulder/1ST to 10th		May-17	Poe		95%	Jan-19	Apr-20	Becco	\$4,415	100%
ao	Phase 5 - 6th Street / 7th Street		Jul-17	Poe		100%	Apr-20	Feb-21	Crossland	\$4,663	100%
ao	Phase 6A - Detroit / 8th Street		Aug-17	Poe		95%	Oct-22	Aug-23	Crossland Heavy	\$4,146	100%
ao	Phase 6B - 7th Street			Poe		95%					
ao	Phase 7 - Cheyenne		Jan-18	Poe		95%					
ap	Pine St. & MLK Jr. Blvd Intersection	May-08	Feb-19	CP&Y	\$117	98%					
aq	Pine St. & Peoria Ave. Intersection	Jun-17	Jun-18	Schemmer	\$135	90%					
ar	Pine St. & Lewis Ave. Intersection	Mar-17	Aug-17	Wallace	\$75	100%	Jan-21	Jun-21	Gradeline	\$1,598	100%
as	41st St. & Union Ave. Intersection	May-15	Sep-19	Dewberry	\$158	99%					
at	51st St. & Union Ave. Intersection			Garver		100%			ODOT		100%
au	46th St. N. & Mingo Rd. Intersection	Aug-15	Apr-16	McClelland	\$241	100%	Oct-17	Oct-18	Becco		100%
av	36th St. N. & Mingo Rd. Intersection	Nov-16	Nov-17	McClelland	\$727	100%	Aug-19	Sep-21	Becco		100%
aw	Admiral Blvd. & Lewis Ave. Intersection	Dec-17	Aug-18	BKL	\$250	95%					
ax	11th St. & Ulca Ave. Intersection	Dec-16	Jul-17	BKL	\$224	90%					
ay	21st St. & Peoria Ave. Intersection			MARQUARDT		85%					
az	21st St. & Memorial Dr. Intersection	Nov-15	Apr-16	BKL	\$289	100%	Jul-19	Jul-21	Gradeline		100%
ba	51st St. & Mingo Rd. Intersection	Apr-18	Mar-19	Garver	\$234	90%					
bb	71st St. & Sheridan Rd. Intersection	Mar-17	Nov-17	Cyntergy	\$99	95%					
bc	61st St. & Sheridan Rd. Intersection	Jun-15	Aug-16	CGA	\$105	100%	Jan-17	Jun-17	Becco	\$5,889	100%
bd	71st St. & Memorial Dr. Intersection			COT		100%	Apr-21	Jan-22	Crossland		100%
be	81st St. & Memorial Dr. Intersection	May-17	Dec-17	Benham		100%	Jun-21	Jan-23	Becco	\$13,875	99%
bf	61st St. & Yale Ave. Intersection	Dec-16	Aug-17	C&K	\$77	100%	Mar-21	Aug-21	Crossland	\$1,747	100%
144020	Citywide Non-Arterial Routine and Preventive Maintenance			C&K		100%			Crossland		
144101	Widen Yale Avenue, 81st St. to 91st Street South	Jun-15	Jul-17	Benham	\$600	100%	Oct-21	Apr-24	Becco	\$29,257	84%

CITY OF TULSA, OKLAHOMA
SALES TAX OVERVIEW COMMITTEE
TRANSPORTATION PROJECTS STATUS REPORT

Design & Construction as of: 11/01/23

DESIGN										CONSTRUCTION				
Budget Number	Project Description	Estimated Start Date	Currently Anticipated Completion Date	Engineer	Contract Amount	Pct Compl	Adv or Contract Award Date	Currently Anticipated Completion Date	Contractor	Contract Amount	Pct Compl			
144102	Widen 81st Street South, Sheridan Road to Memorial Drive	Sep-16	May-18	Benham	\$950	100%	May-21	May-23	Becco	\$13,875	99%			
144103	Widen Yale Avenue, 96th St. South to 101st St. South	Aug-16	Jul-17	CEC	\$200	100%	Mar-20	Jan-22	Becco	\$8,752	100%			
144104	Widen Riverside Drive, 24th to 33rd Place South	Jun-14	Mar-15	HNTB	\$1,600	100%	Aug-15	Feb-17	Becco	\$14,999	100%			
144105	Widen 25th W. Ave., Edison to Apache (design)	Apr-21		Poe		60%								
144108	Widen Pine Street, Mingo to U.S. 169 (design)	Jun-23	Apr-24	Garver	\$439	14%								
144120	Glcrease Expressway Local Match													
144063	Bridges - Replacement and Rehabilitation Programs													
a	Bridge No. 275 - 10100 E. 36th St. N.	Jun-18	Dec-19	K-H		80%								
b	Bridge No. 185 - 4000 N. Hartford Ave.		Jun-18	Cowen		100%	Oct-18	Mar-19	Grade Line	\$2,346	100%			
c	Bridge No. 285 - 1900 W. 43rd St.		Jun-18	Cowen		100%	Oct-18	Mar-19	Grade Line	\$2,346	100%			
d	Bridge No. 232 - 3600 S. Southwest Blvd.		Jun-18	Cowen		100%	Oct-18	Mar-19	Grade Line	\$2,346	100%			
e	Bridge No. 181 - 300 N. Garnett Rd.		Jun-18	Cowen		100%	Oct-18	Mar-19	Grade Line	\$2,346	100%			
f	Bridge No. 204A - 200 S. Mingo Rd.		Jun-18	Cowen		100%	Oct-18	Mar-19	Grade Line	\$2,346	100%			
g	Bridge No. 250 - 11200 E. 11th St.	Jun-15	Dec-15	Cowen	\$39	100%			Becco	\$693	100%			
h	Bridge No. 247 - 9200 E. 11th St.	Jun-15	Dec-15	Cowen	\$39	100%			Becco	\$693	100%			
i	Bridge No. 239 - 2600 S. Yorktown Ave.		Jun-18	Cowen		100%	Oct-18	Mar-19	Grade Line	\$2,346	100%			

CITY OF TULSA, OKLAHOMA
 SALES TAX OVERVIEW COMMITTEE
 TRANSPORTATION PROJECTS STATUS REPORT

Design & Construction as of: 11/01/23

DESIGN										CONSTRUCTION				
Budget Number	Project Description	Estimated Start Date	Currently Anticipated Completion Date	Engineer	Contract Amount	Pct Compl	Adv or Contract Award Date	Currently Anticipated Completion Date	Contractor	Contract Amount	Pct Compl			
j	Bridge No. 311 - 3900 S. 90th E. Ave.		Jun-18	Cowen		100%	Oct-18	Mar-19	Grade Line	\$2,346	100%			
k	Bridge No. 401 - 3800 S. Memorial Dr.	Jun-15	Dec-15	Cowen	\$39	100%	Sep-19	Feb-20	Becco	\$693	100%			
l	Bridge No. 310 - 2750 S. 90th E. Ave.		Jun-18	Cowen		100%	Oct-18	Mar-19	Grade Line		100%			
m	Bridge No. 254 - 8330 E. 14th St.		Jun-18	Cowen		100%	Oct-18	Mar-19	Grade Line		100%			
n	Bridge No. 403 - 4400 S. Memorial Dr.	Jun-15	Jan-16	Cowen	\$39	100%	Sep-19	Feb-20	Becco	\$693	100%			
o	Bridge No. 402 - 4200 S. Memorial Dr.	Nov-15	Jun-16	Cowen	\$62	100%	Jul-18	Oct-18	Crossland	\$274	100%			
p	Bridge No. 307 - 2900 S. 87th E. Ave.		Jun-18	Cowen		100%	Oct-18	Mar-19	Grade Line	\$2,346	100%			
q	Bridge No. 266 - 13700 E. 28th St.		Jun-18	Cowen		100%	Oct-18	Mar-19	Grade Line	\$2,346	100%			
r	Bridge No. 262 - 19200 E. 21st St.	Jun-15	Dec-15	Cowen	\$39	100%	Sep-19	Feb-20	Becco	\$693	100%			
s	Bridge No. 333 - 1300 S. 177th E. Ave.	Jun-20	Oct-21	CP&Y		100%	Jan-22	Oct-22	Grade Line	\$503	100%			
t	Bridge No. 316 - 3800 S. 93rd E. Ave.		Jun-18	Cowen		100%	Oct-18	Mar-19	Grade Line	\$2,346	100%			
u	Bridge No. 209 - 3000 N. Mingo Rd.	Nov-16	Nov-17	K-H	\$727	100%								

CITY OF TULSA, OKLAHOMA
SALES TAX OVERVIEW COMMITTEE
TRANSPORTATION PROJECTS STATUS REPORT

Design & Construction as of: 11/01/23

Budget Number	Project Description	Estimated Start Date	Currently Anticipated Completion Date	Engineer	Contract Amount	Pct Compl	DESIGN		CONSTRUCTION			
							Adv or Contract Award Date	Currently Anticipated Completion Date	Contractor	Contract Amount	Pct Compl	
v	Bridge No. 352 - 12300 E. State Farm Blvd.	Nov-16	Nov-17	Cowen	\$177	100%	Jul-18	Apr-19	Grade Line	\$2,346	100%	
w	Bridge No. 226 - 8200 S. Pittsburg Ave.		Jun-18	Cowen		100%	Jul-18	Apr-19	Grade Line	\$2,346	100%	
x	Bridge No. 222 - 3200 S. Peoria Ave.	May-18	Jul-19	Garver	\$227	100%	Nov-21	Jun-22	Tri-Star	\$2,275	100%	
y	Bridge No. 166 - 3200 S. Cincinnati Ave.		Jun-18	Cowen	\$177	100%	Jul-18	Apr-19	Grade Line	\$2,346	100%	
z	Bridge No. 210 - 5600 S. Harvard Ave.	Jun-15	Dec-15	Cowen	\$39	100%	Sep-19	Feb-20	Becco	\$693	100%	
aa	Bridge No. 194 - 5300 S. Louisville Ave.		Jun-18	Cowen		100%	Jul-18	Apr-19	Grade Line	\$2,346	100%	
ab	Bridge No. 217 - 5300 S. New Have Ave.		Jun-18	Cowen		100%	Jul-18	Apr-19	Grade Line	\$2,346	100%	
144094	ODOT Rehabilitation and Replacement Program			Cowen		95%						
144003	Citywide guardrail replacement											
144004	Citywide traffic signalization											
144005	Roadway, pedestrian, and decorative lighting replacement											
144006	Signing, pavement marking and delineation											
144007	Traffic calming											
144008	Traffic signal installation, modification, and safety improvements											
144009	Traffic signal pole replacement											
144010	Creek Turnpike Trail pedestrian bridge over Memorial Dr. (\$200,000 for study only)											
144011	GPS emergency vehicle preemption system (approx. 30 intersections)											
144109	Citywide ADA Transition Plan Implementation (Minimum for 30-Year Schedule - High and Medium Priority Needs)	Feb-16	Aug-18	BKL	\$639	90%						
	ADA Transition Plan - Package #1		Sep-17	BKL		100%	Mar-20	Nov-20	Daris	\$1,642	100%	
	ADA Transition Plan - Package #2			BKL		100%			Crossland		100%	
	ADA Transition Plan - Package #3		Mar-23	BKL		100%	Nov-23					

CITY OF TULSA, OKLAHOMA
SALES TAX OVERVIEW COMMITTEE
TRANSPORTATION PROJECTS STATUS REPORT

Design & Construction as of: 11/01/23

DESIGN										CONSTRUCTION				
Budget Number	Project Description	Estimated Start Date	Currently Anticipated Completion Date	Engineer	Contract Amount	Pct Compl	Adv or Contract Award Date	Currently Anticipated Completion Date	Contractor	Contract Amount	Pct Compl			
	ADA Transition Plan - Package #4			BKL		90%								
	ADA Transition Plan - Package #5			BKL		1%								
144093	Citywide Matching Funds													
144018	Bicyclist/Pedestrian Master Plan Implementation													
144019	IDL Entrance Rehabilitation (1st, 7th, and 8th Streets; signals at 1st and Greenwood)	see ao 144017		Garver	\$1	100%			Crossland		100%			
TOTAL FUND 405 INCOMPLETE PROJECTS														
FUNDS 4270-4276 - 2014 STREETS GENERAL OBLIGATION BOND														
Streets, Expressways, Sidewalks, Traffic Calming														
Arterial Street Rehabilitation and Citywide Projects:														
144200	36th St. - N. MLK Jr. Blvd. to Peoria Ave.	Jun-15	Mar-20	PEC	\$232	90%	Sep-21	Feb-24	Ground Level	\$4,895	98%			
144201	Apache St. - MLK Jr. Blvd. to Peoria Ave.	Nov-14	Aug-15	MESHEK	\$267	100%	Mar-19	Nov-19	Crossland	\$3,380	100%			
144202	Apache St. - Peoria Ave. to Lewis Ave.	Aug-16	Mar-17	C&K	\$500	98%								
144203	W. 41st St. S. - 41st W. Ave. to S. 33rd W. Ave.	Sep-14	Aug-15	DEWBERRY/COT	\$175	95%	Mar-22	Dec-23	Grade Line	\$3,692	98%			
144204	S. 33rd W. Ave. - 41st St. to 51st St.	Sep-14	Aug-15		\$275	95%								
144205	Apache St. - Lewis Ave. to Harvard Ave.	Sep-14	Sep-15	GUY	\$210	92%	Apr-22	Feb-23	Becco	\$3,987	99%			
144206	11th St. - Peoria Ave. to Utica Ave.	Nov-14	Nov-15	BKL	\$185	100%	Mar-20	Jan-21	Becco	\$2,343	100%			
144207	11th St. - Lewis Ave. to Harvard Ave.	Jun-16	Mar-17	BKL	\$205	85%								
144208	11th St. - Sheridan Rd. to Memorial Dr.	Nov-14	Nov-15	BKL	\$180	95%	Feb-22	Dec-22	Becco	\$3,227	100%			
144209	21st St. - Garnett Rd. to 129th E. Ave.	Dec-14	Jul-15	GARVER	\$235	100%	Oct-20	Aug-21	Becco	\$4,079	100%			
144210	21st St. - 129TH East Ave. Intersection	Dec-14	Jul-15	GARVER	\$156	100%	Oct-20	Aug-21	Becco		100%			
144211	41st St. - Garnett Rd. to 129th E. Ave.	Feb-16	Oct-16	BKL	\$102	95%	Mar-19	Aug-19	Ellsworth	\$1,610	100%			
144212	51st St. - Sheridan Rd. to Memorial Dr.	Dec-14	Feb-16	LEIDOS	\$148	95%	Sep-17	Jan-18	Becco	\$973	100%			
144213	91st St. - Harvard Ave. to Yale Ave.		May-19	CEC	\$177	95%								
144214	Sheridan Rd. - 81st St. to 91st St.	10/1/14	Jun-15	POE	\$136	95%	Oct-16	Mar-17	Crossland	\$1,509	100%			
144215	Peoria Ave. - 41st St. to 51st St.	Dec-16	Aug-17	MARQUARDT	\$340	95%	Feb-23	Mar-24	Becco	\$3,082	39%			
144216	41st St. - Lewis Ave. to Harvard Ave.	Oct-14	Aug-15	CEC	\$275	95%	Apr-21	Jul-22	Crossland	\$5,653	100%			
144217	Apache St. & Harvard Ave. Intersection	Sep-14	Sep-15	GUY	\$176	95%	Apr-22	Feb-23	Becco	\$3,987	99%			
144218	41st St. & Lewis Ave. Intersection	Oct-14	Aug-15	CEC	\$210	95%	Apr-21	Jul-22	Crossland		100%			

CITY OF TULSA, OKLAHOMA
SALES TAX OVERVIEW COMMITTEE
TRANSPORTATION PROJECTS STATUS REPORT

Design & Construction as of: 11/01/23

DESIGN										CONSTRUCTION				
Budget Number	Project Description	Estimated Start Date	Currently Anticipated Completion Date	Engineer	Contract Amount	Pct Compl	Adv or Contract Award Date	Currently Anticipated Completion Date	Contractor	Contract Amount	Pct Compl			
144309	Citywide - Arterial Rehabilitation													
144110	Citywide - Arterial Sidewalk Improvements													
144020	Citywide - Arterial Routine and Preventive Maintenance													
144093	Citywide Matching Funds													
193140000Z	Mingo Creek Trail - 41st to 51			RL Shears		100%	Feb-19	Jul-19	Crossland		100%			
144094	ODOT Rehabilitation and Replacement Program													
	Non-Arterial Rehabilitation and Citywide Projects.													
144111	Maintenance Zone 1001:	May-15	Feb-16	MAR / ARB	271 / 284	95%	Feb-22	Jun-24	Gradeline	\$8,291	73%			
144106	Maintenance Zone 1006:	Sep-14	Jun-15	TETRA-TECH	\$356	95%	Apr-19	Oct-19	Ellsworth	\$2,585	100%			
144107	Maintenance Zone 1007:	Oct-14	Apr-15	Cyntergy	\$56	95%	Nov-18	Jan-21	Becco		100%			
144168	Maintenance Zone 1068:	Sep-16	Sep-17	TEP / Cowan	152 / 168.	95/95%								
144173	Maintenance Zone 1073:	Oct-14	Jul-15	COWAN	\$49	100%	Jul-17	Nov-17	PCSI	\$437	100%			
144176	Maintenance Zone 1076:	Nov-14	Jul-15	MEHLBURGER	\$269	95%	Jan-19	Oct-19	Crossland	\$2,387	100%			
144199	Maintenance Zone 1099:	Jun-15	Dec-15	CP&Y	\$259	95%	Apr-21	Apr-22	Ellsworth	\$2,343	100%			
144153	Maintenance Zone 1153:	Sep-14	Jun-15	POE	\$334+	95%	Jul-23	Mar-24	Crossland Heavy	\$4,784	34%			
144157	Maintenance Zone 1157 N:	Sep-14	Jun-15	BKL	\$302	100%	May-18	Feb-19	Ellsworth	\$3,195	100%			
144158	Maintenance Zone 1157 S:	Jun-15	Mar-16	SKW	\$210	100%	Oct-19	May-20	Crossland	\$2,493	100%			
144255	Maintenance Zone 2055:	Sep-14	Jun-15	ALEXANDER	\$101	100%	Sep-16	Jan-17	Crossland	\$1,049	100%			
144256	Maintenance Zone 2056:	Nov-14	Jul-15	ROSENBAUM	\$113	99%	Dec-16	Apr-17	Becco	\$1,030	100%			
144264	Maintenance Zone 2064:	Sep-14	Mar-15	MARQUARDT	\$129	95%	Mar-17	Feb-18	Becco	\$1,193	100%			
144265	Maintenance Zone 2065:	Sep-14	Mar-15	TEP	\$81	95%	Sep-16	Jan-17	TriStar	\$838	100%			
144219	Maintenance Zone 2119:	Oct-14	Jul-15	OJC	\$39	99%	Dec-16	Apr-17	Elliot	\$462	100%			
144225	Maintenance Zone 2125:	Nov-14	Aug-15	WALLACE	\$179	100%	Apr-19	Jan-20	Becco	\$2,189	100%			
144226	Maintenance Zone 2126:	Oct-14	Jun-15	KEITHLINE	\$36	95%	Nov-16	Feb-17	Ellsworth	\$310	100%			
144230	Maintenance Zone 2130:	Oct-14	Aug-15	MESHEK	\$270	95%	Oct-20	Nov-21	Becco	\$3,485	100%			
144303	Maintenance Zone 3003:	Oct-14	May-15	CENTERGY	\$93	95%	Jan-17	Apr-17	Crossland	\$807	100%			
144304	Maintenance Zone 3004:	Sep-14	Mar-15	MARQUARDT	\$166	95%	Sep-17	Mar-18	Crossland	\$1,449	100%			
144310	Maintenance Zone 3010:	May-15	Jan-16	KINLY-HORN	\$544	90%								
144311	Maintenance Zone 3011:	Jun-16	Jun-17	POE	\$656	100%	Aug-20	Sep-21	Crossland Heavy	\$7,603	100%			
144317	Maintenance Zone 3017:	Oct-17	Jul-18	CGA	\$324	96%								
144318	Maintenance Zone 3018:	Oct-14	May-15	SCHEMMER	\$44	100%	Mar-17	Jan-18	Becco	\$484	100%			
144320	Maintenance Zone 3020:	Aug-16	May-17	AAB	\$345	80%								
144380	Maintenance Zone 3080:	Oct-14	Mar-15	CP&K	\$19	95%		Jan-16	Crossland	\$176	100%			
144413	Maintenance Zone 4013:	Sep-14	Apr-15	LEIDOS	\$512	80%								
144415	Maintenance Zone 4015:	Oct-14	May-15	EST	\$80	90%		Feb-19	Becco	\$641	100%			
144421	Maintenance Zone 4021:	Jul-16	Apr-17	CEC	\$343	96%								
144430	Maintenance Zone 4030 :	Oct-14	Jun-15	AAB	\$151	95%	Mar-18	Dec-18	Becco	\$1,928	100%			

CITY OF TULSA, OKLAHOMA
SALES TAX OVERVIEW COMMITTEE
TRANSPORTATION PROJECTS STATUS REPORT

Design & Construction as of: 11/01/23

Budget Number	Project Description	Estimated Start Date	Currently Anticipated Completion Date	Engineer	Contract Amount	Pct Compl	DESIGN		CONSTRUCTION			
							Adv or Contract Award Date	Currently Anticipated Completion Date	Contractor	Contract Amount	Pct Compl	
144431	Maintenance Zone 4031:	May-15	Feb-16	GARVER	\$576	95%	Nov-22	Apr-24	Crossland Heavy	\$10,082	99%	
144467	Maintenance Zone 4067 phase 1	Oct-14	Jun-15	GUY	\$344	100%	Jan-20	Aug-20	Crossland	\$3,127	100%	
144467	Maintenance Zone 4067 phase 2			COT			Jul-23					
144452	Maintenance Zone 4152:	Oct-17	Jul-18	HUB	\$373	97%						
144527	Maintenance Zone 5027:	Nov-14	May-15	CRAFTENTULL	\$115	95%	Sep-18	Jan-19	Paragon	\$1,144	100%	
144533	Maintenance Zone 5033:	Oct-14	Jun-15	CGA	\$444	100%	Oct-18	Aug-19	Crossland	\$4,847	100%	
144539	Maintenance Zone 5039:	Oct-14	Jun-15	DEWBERRY	\$274	100%	Oct-17	Apr-18	Becco	\$2,918	100%	
144546	Maintenance Zone 5046:	Jun-16	Mar-17	MCCLELLAND	\$540	96%						
144547N	Maintenance Zone 5047: North											
144547S	Maintenance Zone 5047: South	Aug-16	Jun-17	GARVER	\$584	90%	Apr-23	Mar-24	RL Const	\$1,690	41%	
144627	Maintenance Zone 6027:	Sep-14	Apr-15	PEC	\$83	95%	Nov-16	Mar-17	Ellsworth	\$920	100%	
144628E	Maintenance Zone 6028: East	Jan-18	Aug-19	MCCLELLAND	\$428	90%						
144628W	Maintenance Zone 6028: West			MESHEK			Feb-23	Nov-24	Becco	\$9,827	37%	
144635	Maintenance Zone 6035:	May-15	Apr-16	HUB	\$253	100%	Oct-19	Jul-19	Becco	\$2,768	100%	
144642	Maintenance Zone 6142:	Oct-14	Jun-15	HOOD/Poe	\$78	95%	Feb-22	Feb-23	Ellsworth	\$1,313	100%	
144645	Maintenance Zone 6145:	Oct-04	May-15	Cyntergy	\$195	95%	Mar-21	Jul-22	Becco	\$2,957	100%	
144647	Maintenance Zone 6147:	Oct-14	Jun-15	WP MOORE	\$75	99%	Apr-18	Jul-18	Crossland	\$770	100%	
144740	Maintenance Zone 7040:	Jun-16	Apr-17	HUB	\$254	95%	Dec-20	Oct-21	Crossland Heavy	\$3,478	100%	
144748	Maintenance Zone 7048:	Nov-14	Jul-15	SKW	\$150	95%	Sep-08	Feb-19	Becco	\$1,097	100%	
144754	Maintenance Zone 7054:	Sep-17	Feb-19	POE	\$747	90%						
144760	Maintenance Zone 7060:	Oct-14	Jun-15	HUB	\$250	100%	Oct-16	Jul-17	Becco	\$3,227	100%	
144700	Maintenance Zone 7100:	Jun-15	Feb-16	ALEXANDER	\$171	100%	Feb-18	Aug-18	Becco	\$5,684	100%	
144733	Maintenance Zone 7133:	Oct-14	Apr-15	AAB	\$120	95%	Aug-16	Nov-16	Crossland	\$707	100%	
144857	Maintenance Zone 8057:	Apr-17	Jul-19	WALLACE	\$107	100%	Oct-20	Jun-21	Ellsworth	\$1,601	100%	
144863A	Maintenance Zone 8063: North	Oct-17	Sep-19	CriftonTull	\$195	95%	Jan-23	Mar-24	Crossland Heavy	\$3,211	53%	
144863B	Maintenance Zone 8063: South	Oct-17	Sep-19	PEC	\$195	95%			R & L	\$8,060	14%	
144803	Maintenance Zone 8103:	Oct-14	Jun-15	MCCLELLAND	\$137	95%	Oct-16	Apr-17	Crossland	\$1,445	100%	
144812	Maintenance Zone 8112:	Dec-13	Nov-14	GARVER	\$193	95%	Sep-15	May-16	A-A Asphalt	\$2,720	100%	
144831	Maintenance Zone 9031:	Nov-14	7/1/15	WALLACE	\$59	95%	Oct-16	Apr-17	Crossland	\$429	100%	
144844	Maintenance Zone 9043:	Nov-14	Jul-15	CEC	\$334	95%	Mar-17	Dec-17	Crossland	\$2,898	100%	
144945	Maintenance Zone 9044:	Oct-14	May-15	Meshak	\$293	95%	Sep-20	May-21	Tri-Star	\$3,575	100%	
144945	Maintenance Zone 9045:	Oct-14	Jul-15	GARVER	\$200	100%	Jan-19	Nov-19	Crossland	\$3,557	100%	
144949	Maintenance Zone 9049:	Sep-17	May-19	GARVER	\$770	85%						
144950	Maintenance Zone 9050:	Jul-16	Feb-17	CP&Y	\$255	95%	Nov-22	Aug-23	Tri-Star	\$3,600	99%	
144951	Maintenance Zone 9051:	Jul-16	Feb-17	SKW	\$130	95%	Jun-23	Oct-23	Tri-Star	\$1,476	99%	
144958	Maintenance Zone 9058:	Oct-14	Jun-15	WP MOORE	\$165	95%	Oct-18	Feb-19	Crossland	\$934	100%	
144015	Citywide Non-Arterial Rehabilitation											
144021	Citywide Non-Arterial Routine and Preventive Maintenance											

CITY OF TULSA, OKLAHOMA
SALES TAX OVERVIEW COMMITTEE
TRANSPORTATION PROJECTS STATUS REPORT

Design & Construction as of: 11/01/23

Budget Number	Project Description	Estimated Start Date	Currently Anticipated Completion Date	DESIGN			CONSTRUCTION						
				Engineer	Contract Amount	Pct Compl	Adv or Contract Award Date	Currently Anticipated Completion Date	Contractor	Contract Amount	Pct Compl		
144016	Citywide Non-Arterial Sidewalk Improvements												
144060	Bridge No. 189 - 4700 N. Iroquois Ave.	Nov-14	Jul-15	MEHLBURGER		90%							
144061	Bridge No. 298 - 2100 E. 61st St.	Oct-14	Apr-15	G&K	\$70	95%	Jul-16	Oct-16	MX Corp	\$637		100%	
144062	Bridge No. 323B - 12000 E. 21st	Dec-14		GARVER	\$10	95%	Oct-20	Aug-21	Becco			100%	
FUNDS 4281-4285 - 2020 STREETS GENERAL OBLIGATION BOND													
Non-Arterial Street Rehabilitation Projects:													
2036N1007Z	Maintenance Zone 1007:	Dec-20	Aug-21	COT	\$81	98%							
2036N1068Z	Maintenance Zone 1068:												
2036N1070Z	Maintenance Zone 1070:	Feb-21	Oct-21	HUB	\$204	97%							
2036N1071Z	Maintenance Zone 1071:			PEC									
2036N1072Z	Maintenance Zone 1072:			BKL									
2036N1076Z	Maintenance Zone 1076:		Jul-21	K-H	\$236	90%							
2036N1078Z	Maintenance Zone 1078:	Oct-20	Jun-21	Olsson	\$253	85%							
2036N1097Z	Maintenance Zone 1097:												
2036N1098Z	Maintenance Zone 1098:												
2036N1153Z	Maintenance Zone 1153:	Apr-22	Feb-23	Poe	\$164	85%							
2036N1155Z	Maintenance Zone 1155:	Aug-22	Apr-23	CGA	\$45	95%							
2036N1157Z	Maintenance Zone 1157:			Poe		80%							
2036N2066Z	Maintenance Zone 2066:	Jan-21	Sep-21	TEP		90%							
2036N2065Z	Maintenance Zone 2065:	Oct-20	Jul-21	Garver	\$218	95%							
2036N2066Z	Maintenance Zone 2066:	Oct-20	Jul-21	C&K	\$101	100%							
2036N2131Z	Maintenance Zone 2131:												
2036N3004Z	Maintenance Zone 3004:	Dec-23	Jun-24	Marquardt	\$71	5%							
2036N3005Z	Maintenance Zone 3005:			CEC									
2036N3008Z	Maintenance Zone 3008:												
2036N3010Z	Maintenance Zone 3010:	Aug-22	Jul-23	K-H	\$115	15%							
2036N3011Z	Maintenance Zone 3011:												
2036N3017Z	Maintenance Zone 3017:			HUB		1%							
2036N3075Z	Maintenance Zone 3075:	Aug-22	Apr-23	CGA	\$45	95%							
2036N3080Z	Maintenance Zone 3080:												
2036N3081Z	Maintenance Zone 3081:	Feb-21	Mar-22	EST	\$58	95%							
2036N3082Z	Maintenance Zone 3082:												
2036N4014Z	Maintenance Zone 4014:	Oct-20	May-21	Poe	\$136	95%							
2036N4015Z	Maintenance Zone 4015:												
2036N4021Z	Maintenance Zone 4021:	Sep-20	Feb-22	CEC	\$256	80%							
2036N4022Z	Maintenance Zone 4022:	Oct-20	Apr-21	BKL	\$322	90%							
2036N4023Z	Maintenance Zone 4023:	Aug-22	Apr-23	CGA	\$45	95%							
2036N4029Z	Maintenance Zone 4029:												
2036N4030Z	Maintenance Zone 4030:	Dec-20	Aug-21	Poe	\$143	95%							
2036N4031Z	Maintenance Zone 4031:												
FUNDS 4270-4273 - 2014 Streets General Obligation Bond													
2036N4031Z	Maintenance Zone 4031:												
2036N4032Z	Maintenance Zone 4032:												
2036N4033Z	Maintenance Zone 4033:												
2036N4034Z	Maintenance Zone 4034:												
2036N4035Z	Maintenance Zone 4035:												
2036N4036Z	Maintenance Zone 4036:												
2036N4037Z	Maintenance Zone 4037:												
2036N4038Z	Maintenance Zone 4038:												
2036N4039Z	Maintenance Zone 4039:												
2036N4040Z	Maintenance Zone 4040:												
2036N4041Z	Maintenance Zone 4041:												
2036N4042Z	Maintenance Zone 4042:												
2036N4043Z	Maintenance Zone 4043:												
2036N4044Z	Maintenance Zone 4044:												
2036N4045Z	Maintenance Zone 4045:												
2036N4046Z	Maintenance Zone 4046:												
2036N4047Z	Maintenance Zone 4047:												
2036N4048Z	Maintenance Zone 4048:												
2036N4049Z	Maintenance Zone 4049:												
2036N4050Z	Maintenance Zone 4050:												
2036N4051Z	Maintenance Zone 4051:												
2036N4052Z	Maintenance Zone 4052:												
2036N4053Z	Maintenance Zone 4053:												
2036N4054Z	Maintenance Zone 4054:												
2036N4055Z	Maintenance Zone 4055:												
2036N4056Z	Maintenance Zone 4056:												
2036N4057Z	Maintenance Zone 4057:												
2036N4058Z	Maintenance Zone 4058:												
2036N4059Z	Maintenance Zone 4059:												
2036N4060Z	Maintenance Zone 4060:												
2036N4061Z	Maintenance Zone 4061:												
2036N4062Z	Maintenance Zone 4062:												
2036N4063Z	Maintenance Zone 4063:												
2036N4064Z	Maintenance Zone 4064:												
2036N4065Z	Maintenance Zone 4065:												
2036N4066Z	Maintenance Zone 4066:												
2036N4067Z	Maintenance Zone 4067:												
2036N4068Z	Maintenance Zone 4068:												
2036N4069Z	Maintenance Zone 4069:												
2036N4070Z	Maintenance Zone 4070:												
2036N4071Z	Maintenance Zone 4071:												
2036N4072Z	Maintenance Zone 4072:												
2036N4073Z	Maintenance Zone 4073:												
2036N4074Z	Maintenance Zone 4074:												
2036N4075Z	Maintenance Zone 4075:												
2036N4076Z	Maintenance Zone 4076:												
2036N4077Z	Maintenance Zone 4077:												
2036N4078Z	Maintenance Zone 4078:												
2036N4079Z	Maintenance Zone 4079:												
2036N4080Z	Maintenance Zone 4080:												
2036N4081Z	Maintenance Zone 4081:												
2036N4082Z	Maintenance Zone 4082:												
2036N4083Z	Maintenance Zone 4083:												
2036N4084Z	Maintenance Zone 4084:												
2036N4085Z	Maintenance Zone 4085:												
2036N4086Z	Maintenance Zone 4086:												
2036N4087Z	Maintenance Zone 4087:												
2036N4088Z	Maintenance Zone 4088:												
2036N4089Z	Maintenance Zone 4089:												
2036N4090Z	Maintenance Zone 4090:												
2036N4091Z	Maintenance Zone 4091:												
2036N4092Z	Maintenance Zone 4092:												
2036N4093Z	Maintenance Zone 4093:												
2036N4094Z	Maintenance Zone 4094:												
2036N4095Z	Maintenance Zone 4095:												
2036N4096Z	Maintenance Zone 4096:												
2036N4097Z	Maintenance Zone 4097:												
2036N4098Z	Maintenance Zone 4098:												
2036N4099Z	Maintenance Zone 4099:												
2036N4100Z	Maintenance Zone 4100:												
2036N4101Z	Maintenance Zone 4101:												
2036N4102Z	Maintenance Zone 4102:												
2036N4103Z	Maintenance Zone 4103:												
2036N4104Z	Maintenance Zone 4104:												
2036N4105Z	Maintenance Zone 4105:												
2036N4106Z	Maintenance Zone 4106:												
2036N4107Z	Maintenance Zone 4107:												
2036N4108Z	Maintenance Zone 4108:												
2036N4109Z	Maintenance Zone 4109:												
2036N4110Z	Maintenance Zone 4110:												
2036N4111Z	Maintenance Zone 4111:												
2036N4112Z	Maintenance Zone 4112:												

CITY OF TULSA, OKLAHOMA
SALES TAX OVERVIEW COMMITTEE
TRANSPORTATION PROJECTS STATUS REPORT

Design & Construction as of: 11/01/23

DESIGN										CONSTRUCTION				
Budget Number	Project Description	Estimated Start Date	Currently Anticipated Completion Date	Engineer	Contract Amount	Pct Compl	Adv or Contract Award Date	Currently Anticipated Completion Date	Contractor	Contract Amount	Pct Compl			
2036N4067Z	Maintenance Zone 4067:	Aug-22	Jul-23	Benham	\$200	2%								
2036N4069Z	Maintenance Zone 4069:	Jun-22	Apr-23	BKL	\$200	80%								
2036N5016Z	Maintenance Zone 5016:	Jun-22	Apr-23	Garver		92%								
2036N5026Z	Maintenance Zone 5026:													
2036N5027Z	Maintenance Zone 5027:	Sep-22	Jul-23	Wallace	\$46	86%								
2036N5033Z	Maintenance Zone 5033:	Jun-23	Dec-23	FNI	\$86	60%								
2036N5039Z	Maintenance Zone 5039:	Apr-21	Mar-22	TEP	\$81	95%	Aug-23		H&G					
2036N5040Z	Maintenance Zone 5040:			Benham	\$50	95%			Ellsworth					
2036N6035Z	Maintenance Zone 6035:	Jul-22	Nov-22	C&K	\$50	95%								
2036N6142Z	Maintenance Zone 6142:													
2036N6144Z	Maintenance Zone 6144:													
2036N6148Z	Maintenance Zone 6148:													
2036N6149Z	Maintenance Zone 6149:													
2036N6150Z	Maintenance Zone 6150:			Poe										
2036N7048Z	Maintenance Zone 7048:	Nov-20	Mar-22	Benham	\$252	95%								
2036N7060Z	Maintenance Zone 7060:	Dec-20	Dec-21	HUB	\$73	95%			Gradeline	\$1,483				
2036N7104Z	Maintenance Zone 7104:													
2036N7109Z	Maintenance Zone 7109:			Keithline		1%								
2036N7152Z	Maintenance Zone 7152:													
2036N8057Z	Maintenance Zone 8057:	Feb-21	Mar-22	Wallace	\$107	95%	Aug-23		Ellsworth	\$1,478	60%			
2036N8102Z	Maintenance Zone 8102:	Oct-20	Apr-22	FNI	\$171	95%								
2036N8113Z	Maintenance Zone 8113:	Aug-22	Feb-23	Keithline		95%	Jun-23		R&L Construction					
2036N8116Z	Maintenance Zone 8116:													
2036N9036Z	Maintenance Zone 9036:	Sep-22		CEC	\$236	35%								
2036N9037Z	Maintenance Zone 9037:	Jan-21	Aug-21	CP&Y	\$183	85%								
2036N9038Z	Maintenance Zone 9038:	Dec-20	Oct-21	PEC	\$71	95%			Tri-Star					
2036N9043Z	Maintenance Zone 9043:													
2036N9044Z	Maintenance Zone 9044:	Sep-22	Sep-23	Benham		60%								
2036N9045Z	Maintenance Zone 9045:	Aug-22	Feb-23	Keithline		95%			R&L Construction					
2036N9049Z	Maintenance Zone 9049:	Jun-22	Mar-23	Marquardt	\$207	91%								
2036N9050Z	Maintenance Zone 9050:	Jan-21	Sep-21	CP&Y	\$98	90%			R&L Construction					
2036N9051Z	Maintenance Zone 9051:	Sep-20	Apr-21	Keithline	\$83	95%								
2036N9052Z	Maintenance Zone 9052:			Keithline		95%			R&L Construction					
Arterial Street Rehabilitation Projects:														
2036A0001Z	56th St N-MLK Blvd to 1500ft W of Peoria													
2036A0002Z	46th St N - Peoria Ave to Lewis Ave	Apr-22	Mar-23	C&K	\$273	90%								
2036A0003Z	46th St N - Elwood Ave to MLK Jr Blvd													
2036A0004Z	36th St N - Peoria Ave to Lewis Ave													
2036A0005Z	36th St N - Osage Cnty Line to MLK Blvd	Jul-23	Aug-24	Benham	\$52	1%								
2036A0006Z	31st St N - 53rd W Ave to 41st W Ave													
2036A0007Z	Apache St - Harvard Ave to Yale Ave	Jun-22	Jan-23		\$49	20%								

CITY OF TULSA, OKLAHOMA
SALES TAX OVERVIEW COMMITTEE
TRANSPORTATION PROJECTS STATUS REPORT

Design & Construction as of: 11/01/23

Budget Number	Project Description	Estimated Start Date	Currently Anticipated Completion Date	Engineer	Contract Amount	Pct Compl	DESIGN		CONSTRUCTION			
							Adv or Contract Award Date	Currently Anticipated Completion Date	Contractor	Contract Amount	Pct Compl	
2036A0008Z	Pine St - Gilcrease Museum Rd to Union	Sep-21	Sep-22	Poe		90%	Aug-23	Jul-24	Becco		36%	
2036A0009Z	Pine St - Peoria Ave to Lewis Ave			CEC		50%			ODOT-STP			
2036A0010Z	Edison St - 33rd W Ave to Union Ave	Sep-21	Sep-22	Poe		90%	Aug-23	Jul-24	Becco		36%	
2036A0011Z	33rd W Ave - Apache St to Pine St	Sep-21	Sep-22	Poe		90%	Aug-23	Jul-24	Becco		36%	
2036A0012Z	33rd W Ave - Pine St to Edison St	Sep-21	Sep-22	Poe		90%	Aug-23	Jul-24	Becco		36%	
2036A0013Z	Gilcrease Museum Rd - Apache to Pine	Sep-21	Sep-22	Poe		80%						
2036A0014Z	MLK Jr Blvd - 56th St N to 46th St N	Jul-23	Aug-24	Benham	\$100	1%						
2036A0015Z	MLK Jr Blvd - 36th St N to Apache St	Jul-23	Aug-24	Benham	\$50	1%						
2036A0016Z	MLK Jr Blvd - Apache St to Pine St	Jul-23	Aug-24	Benham	\$273	90%	Sep-23					
2036A0017Z	Peoria Ave - 56th St N to 46th St N	Apr-22	Mar-23	C&K	\$273	90%	Sep-23					
2036A0018Z	Peoria Ave - 46th St N to 36th St N	Apr-22	Mar-23	C&K	\$273	90%	Sep-23					
2036A0019Z	Peoria Ave - Pine St to Admiral Blvd			K-H					ODOT-STP			
2036A0020Z	Lewis Ave - Pine St to Admiral Pl			CEC					ODOT-STP			
2036A0021Z	Harvard Ave - Mohawk Blvd to 36th St N			Schemmer	\$49							
2036A0025Z	41st St S - Union Ave to Elwood Ave	Jan-23	Sep-23	BKL	\$223	70%						
2036A0026Z	51st St S - 33rd W Ave to Union Ave											
2036A0027Z	61st St S - Lewis Ave to Harvard Ave	Jun-22	Jan-23	Native Strategies	\$49	90%	Jun-23					
2036A0028Z	Elwood Ave - 71st St S to 81st St S											
2036A0029Z	Lewis Ave - 61st St S to 71st St S											
2036A0030Z	Lewis Ave - 71st St S to 81st St S											
2036A0031Z	Delaware Ave - 81st St S to 91st St S	Jun-23	Nov-23	BKL	\$109	90%	Oct-23					
2036A0032Z	Harvard Ave - 61st St S to 71st St S											
2036A0033Z	Harvard Ave - 71st St S to 81st St S			Benham								
2036A0034Z	Harvard Ave - 81st St S to 91st St S											
2036A0039Z	36th St N - Garnett Rd to 129th E Ave	Nov-23	Aug-24	Kethline	\$88	90%						
2036A0040Z	36th St N - 129th E Ave to 141st E Ave											
2036A0041Z	Apache St - Gilcrease Expy to Sheridan Rd											
2036A0042Z	Pine St - Lewis Ave to Harvard Ave			K-H								
2036A0043Z	Pine St - State Hwy 11 to Mingo Rd			Garver								
2036A0044Z	Pine St - Mingo Rd to Garnett Rd											
2036A0045Z	Pine St - Garnett Rd to 129th E Ave	Jan-23	Feb-24	PEC	\$75							
2036A0046Z	Admiral Pl - Sheridan Rd to Memorial Dr			CEC								
2036A0047Z	Admiral Pl - Memorial Dr to Mingo Rd			CEC								
2036A0048Z	Admiral Pl - Garnett Rd to 129th E Ave			CEC								
2036A0049Z	11th St S - Memorial Dr to 89th E Ave											
2036A0050Z	Yale Ave - Apache St to Pine St			HUB								
2036A0051Z	Yale Ave - Pine St to Admiral Pl											
2036A0052Z	Sheridan Rd - 36th St N to Apache St											
2036A0053Z	Garnett Rd - Admiral Pl to 11th St S			CGA								
2036A0054Z	129th E Ave - 36th St N to Apache St	Nov-22	Aug-23	Kethline	\$88	90%						
2036A0055Z	129th E Ave - Apache St to Pine St	Feb-23	Jun-23	CGA		75%						

CITY OF TULSA, OKLAHOMA
SALES TAX OVERVIEW COMMITTEE
TRANSPORTATION PROJECTS STATUS REPORT

Design & Construction as of: 11/01/23

Budget Number	Project Description	Estimated Start Date	Currently Anticipated Completion Date	DESIGN			CONSTRUCTION				
				Engineer	Contract Amount	Pct Compl	Adv or Contract Award Date	Currently Anticipated Completion Date	Contractor	Contract Amount	Pct Compl
2036A0064Z	11th St S - Ulica Ave to Lewis Ave			Wallace					TIF-IDP		
2036A0065Z	11th St S - Harvard Ave to Yale Ave										
2036A0066Z	15th St S - Boston Ave to Denver Ave										
2036A0067Z	15th St S - Harvard Ave to Yale Ave			Garver							
2036A0068Z	21st St S - Lewis Ave to Harvard Ave										
2036A0069Z	21st St S - Harvard Ave to Yale Ave										
2036A0070Z	Peoria Ave - 21st St S to 31st St S										
2036A0077Z	15th St S - Sheridan Rd to 73rd E Ave										
2036A0078Z	41st St S - Yale Ave to Sheridan Ave										
2036A0079Z	Yale Ave - 31st St S to 36th St S										
2036A0080Z	Yale Ave - 41st St S to I-44										
2036A0081Z	Sheridan Rd - 21st St S to 31st St S										
2036A0082Z	Sheridan Rd - 31st St S to 41st St S										
2036A0083Z	Sheridan Rd - 41st St S to 51st St S			Garver							
2036A0086Z	Admiral Pl: 225th EA to 22200 Blk E Adm.			CEC							
2036A0087Z	11th St S - 145th E Ave to 161st E Ave										
2036A0088Z	11th St S - 161st E Ave to 177th E Ave	Jun-23		TEP	\$54	10%					
2036A0089Z	11th St S - 177th E Ave to 193rd E Ave	Jun-23		TEP	\$84	10%					
2036A0090Z	21st St S - 145th E Ave to 161st E Ave										
2036A0091Z	21st St S - 161st E Ave to 177th E Ave										
2036A0092Z	31st St S - Garnett Rd to 129th E Ave			Marquardt					ODOT-STP		
2036A0093Z	41st St S - 177th E Ave to 193rd E Ave										
2036A0094Z	129th E Ave - 51st St S to 61st St S										
2036A0095Z	145th E Ave - 11th St S to 21st St S										
2036A0096Z	145th E Ave - 21st St S to 31st St S										
2036A0097Z	161st E Ave - 11th St S to 21st St S	Jun-23		TEP	\$91	10%					
2036A0108Z	61st St S - Sheridan Rd to Memorial Dr										
2036A0109Z	Memorial Dr - 51st St S to 61st St S	Jan-23	May-24	Poe	\$438	10%					
2036A0110Z	Milngo Rd - 61st St S to 71st St S			C&K					ODOT-STP		
2036A0111Z	Milngo Rd - 91st St S to 101st St S										
2036A0113Z	101st St S- Yale Ave to Sheridan Ave										
2036A0114Z	101st St S - Sheridan Rd to Memorial Dr										
2036A0115Z	111st St S - Yale Ave to Sheridan Rd										
2036A0116Z	121st St S - Yale Ave to Sheridan Rd										
2036A0117Z	Yale Ave - 61st St S to 71st St S										
2036A0118Z	Yale Ave - 111th St S to 121st St S			CEC							
2036A0119Z	Sheridan Rd - 71st St S to 81st St S			CGA	\$138				ODOT-STP		
2036A0122Z	41st St S - Riverside Dr to Peoria Ave										
2036A0123Z	41st St S - Peoria Ave to Lewis Ave										
2036A0124Z	Peoria Ave - 31st St S to 41st St S	Jun-23		Marquardt	\$59	23%			ODOT-STP		
2036A0125Z	Lewis Ave - 41st St S to I-44	Aug-22	Jun-24	Benham	\$85	60%					
Intersection Projects											

CITY OF TULSA, OKLAHOMA
SALES TAX OVERVIEW COMMITTEE
TRANSPORTATION PROJECTS STATUS REPORT

Design & Construction as of: 11/01/23

Budget Number	Project Description	Estimated Start Date	Currently Anticipated Completion Date	DESIGN			CONSTRUCTION					
				Engineer	Contract Amount	Pct Compl	Adv or Contract Award Date	Currently Anticipated Completion Date	Contractor	Contract Amount	Pct Compl	
2036A0022Z	36th St N & Harvard Ave Intersection			Schemmer								
2036A0023Z	Apache St & MLK Jr Blvd Intersection			Benham								
2036A0024Z	Pine St & Gilcrease Museum Rd Intersection											
2036A0035Z	41st St S & Elwood Ave Intersection	Jan-23	Sep-23	BKL	\$223	90%						
2036A0036Z	51st St S & 33rd W Ave Intersection											
2036A0037Z	71st St S & Union Ave Intersection											
2036A0038Z	81st St S & Union Ave Intersection											
2036A0056Z	36th St N & 129th E Ave Intersection	Nov-22	Aug-23	Keithline	\$65	90%						
2036A0057Z	Pine St & Sheridan Rd Intersection											
2036A0058Z	Pine St & Miringo Rd Intersection			CGA								
2036A0059Z	Pine St & Garnett Rd Intersection			PEC	\$35	10%						
2036A0060Z	Admiral Pl & Sheridan Rd Intersection	Jun-23		CEC								
2036A0061Z	Admiral Pl & Garnett Rd Intersection											
2036A0062Z	11th St S & Sheridan Rd Intersection											
2036A0063Z	11th St S & Miringo Rd Intersection											
2036A0071Z	11th St S & Peoria Ave Intersection											
2036A0072Z	11th St S & Lewis Ave Intersection			Wallace								
2036A0073Z	11th St S & Harvard Ave Intersection											
2036A0074Z	15th St S & Harvard Ave Intersection			Garver								
2036A0075Z	21st St S & Harvard Ave Intersection											
2036A0076Z	31st St S & Peoria Ave Intersection	Jun-23		Marquart	\$42	10%						
2036A0084Z	15th St S & Sheridan Rd Intersection											
2036A0085Z	41st St S & Yale Ave Intersection											
2036A0098Z	11th St S & 145th E Ave Intersection											
2036A0099Z	11th St S & 161st E Ave Intersection	Jun-23		TEP	\$16	10%						
2036A0100Z	11th St S & 177th E Ave Intersection	Jun-23		TEP	\$14	10%						
2036A0101Z	11th St S & 193rd E Ave Intersection	Jun-23		TEP	\$14	10%						
2036A0102Z	21st St S & 145th E Ave Intersection											
2036A0103Z	21st St S & 161st E Ave Intersection											
2036A0104Z	21st St S & 177th E Ave Intersection											
2036A0105Z	21st St S & 193rd E Ave Intersection											
2036A0106Z	31st St S & 145th E Ave Intersection											
2036A0107Z	41st St S & 177th E Ave Intersection											
2036A0112Z	91st St S & Memorial Dr Intersection											
2036A0120Z	121st St S & Yale Ave Intersection											
2036A0121Z	111th St S & Yale Ave Intersection			CEC								
2036A0126Z	41st St S & Peoria Ave Intersection											
Arterial Street Widening Projects:												
2036W0001Z	Gilcrease Museum Rd - Pine to Admiral	Sep-22	Aug-23	Poe		90%						
2036W0002Z	81st St S - Tacoma Ave to Maybelle Ave			ODOT								
2036W0003Z	81st St S & Elwood Ave Intersection			BKL								
2036W0004Z	91st St S - Memorial Dr to Miringo Rd			Garver		80%						

CITY OF TULSA, OKLAHOMA
SALES TAX OVERVIEW COMMITTEE
TRANSPORTATION PROJECTS STATUS REPORT

Design & Construction as of: 11/01/23

DESIGN										CONSTRUCTION			
Budget Number	Project Description	Estimated Start Date	Currently Anticipated Completion Date	Engineer	Contract Amount	Pct Compl	Adv or Contract Award Date	Currently Anticipated Completion Date	Contractor	Contract Amount	Pct Compl		
2036W0005Z	101st St S & Sheridan Rd Intersection	Jun-23	Jan-25	CEC	\$1,485	6%							
2036W0006Z	81st St S - Harvard Ave to Yale Ave			Garver									
Central Business District (CBD)													
Streets and Alleys													
2036D0001Z	4th St												
2036D0002Z	MILK Ave & Detroit Ave north of BNSF	Aug-20	Feb-21	Poe		95%	Oct-21	May-22	Crossland	\$1,592	100%		
2036D0003Z	Cincinnati Ave			Poe									
2036D0004Z	Detroit Ave south of BNSF			Poe									
2036D0005Z	Reconciliation Way	Aug-20	Feb-21	Poe		95%	Oct-21	May-22	Crossland	\$1,592	100%		
2036D0006Z	Lansing Ave			Poe									
2036D0007Z	Alleys			Str & Stwr									
Bridge Maintenance & Rehabilitation													
2037B0201C	Bridge #201C	Oct-22	Oct-23	Benham	\$8	90%							
2037B0216Z	Bridge #216												
2037B0219D	Bridge #219D												
2037B0286Z	Bridge #286	Oct-22	Oct-23	Benham	\$8	90%							
2037B0340Z	Bridge #340												
2037B0343Z	Bridge #343	Oct-22	Oct-23	Benham	\$8	90%							
2037B0179Z	Bridge #179												
2037B0232Z	Bridge #232												
2037B0245Z	Bridge #245	Jan-21	Sep-21	Garver	\$89	95%				\$600	17%		
2037B0258Z	Bridge #258	Jan-21	Sep-21	Garver	\$35	95%				\$300	17%		
2037B0263Z	Bridge #263	Jul-21		CP&Y		40%							
2037B0301Z	Bridge #301	Jul-21		CP&Y		40%							
2037B0359Z	Bridge #359	Feb-22	Dec-22	Garver		95%				\$150			
2037B0232A	Bridge #232A	Jan-21	Sep-21	Garver		95%							
2037B0301A	Bridge #301A												
2037B0425Z	Bridge #425												
2037B0225Z	Bridge #225												
2037B0167Z	Bridge #167	Feb-22	Dec-22	Garver		90%	Mar-23			\$60			
2037B0173Z	Bridge #173			Poe									
2037B0236Z	Bridge #236												
2037B0241Z	Bridge #241	Jul-21		CP&Y	\$54	60%							
2037B0261A	Bridge #261A	Feb-22	Dec-22	Garver		90%				\$120			
2037B0261B	Bridge #261B	Feb-22	Dec-22	Garver		90%				\$100			
2037B0269Z	Bridge #269			Benham									
2037B0474Z	Bridge #474												
2037B0482Z	Bridge #482												
2037B0153Z	Bridge #153												
2037B0183Z	Bridge #183												
2037B0252Z	Bridge #252												

CITY OF TULSA, OKLAHOMA
SALES TAX OVERVIEW COMMITTEE
TRANSPORTATION PROJECTS STATUS REPORT

Design & Construction as of: 11/01/23

Budget Number	Project Description	Estimated Start Date	Currently Anticipated Completion Date	DESIGN			CONSTRUCTION												
				Engineer	Contract Amount	Pct Compl	Adv or Contract Award Date	Currently Anticipated Completion Date	Contractor	Contract Amount	Pct Compl								
2037B0271Z	Bridge #271																		
2037B0322Z	Bridge #322			Benham															
2037B0329Z	Bridge #329																		
2037B0478Z	Bridge #478																		
2037B0204Z	Bridge #204	Mar-21		CP&Y		90%													
2037B0315Z	Bridge #315																		
2037B0336Z	Bridge #336																		
2037B0404Z	Bridge #404																		
2037B0346Z	Bridge #346																		
2037B0423Z	Bridge #423			Benham															
2037B0424Z	Bridge #424																		
2037B1000Z	Citywide Bridge Rehab and Inspection																		
Citywide Projects																			
Citywide ADA Transition Plan Impl & Update (ROW)																			
2036X0001Z	Transition Plan Update																		
2036X0002Z	Transit Stops			BKL															
2036X0003Z	Signalized Intersections			BKL															
2036S0001Z	Sidewalk Corridors			BKL															
2036X0004Z	Citywide Infrastructure Partnership Funds																		
2036N0001Z	Citywide Non-Arterial Routine & Preventive																		
2036A1000Z	Citywide Arterial Routine and Preventive																		
2036A1001Z	Pavement Reinspection																		
2035X0001Z	Transit-MTTA-Route 66 Bus Rapid Transit			HNTB	\$1,317	80%													
Traffic Engineering																			
2036X0005Z	Signal Coordination & Communication																		
2036X0006Z	Signal Installation, Repair and Replace																		
2036X0007Z	Traffic Calming																		
2036X0008Z	Lighting Repair and Replacement																		
2036X0009Z	Pavement Markings and Signs																		
2036X0010Z	Guardrail Repair and Replacement																		
2039X0009Z	Traffic Studies																		
Bicycle-Pedestrian Infrastructure																			
2036S0002Z	Go Plan Implementation - Engineering			Garver															
2036S0003Z	Go Plan Implementation-Traffic Operation			Traffic															
2036S0004Z	Arterial Sidewalk			Sirt & Strmwtr															
2036S0005Z	Non Arterial Sidewalk			Sirt & Strmwtr															
2036X0011Z	Arena District Mstr Plan Implementation			MKSK															
TOTAL FUNDS 4281-4285 - 2020 STREETS GENERAL OBLIGATION BOND																			

* Same design contract for \$35,000
 ** Same design contract for \$15,000
 Total contract with Becco is \$4,448,000 for stormwater project 993311 & street projects 6008-014180 & 6312-994526

Finance and Economic Indicators

STOC

SALES TAX OVERVIEW COMMITTEE

Ashley Webb
Chair

Ashley R. Webb
Riggs, Abney, Neal, Turpen, Orbison & Lewis Inc.
Attorney At Law
Tulsa, OK 74119
(918) 699-8905

To: City Council
Date: January 10, 2024
Subject: January Report to City Council

Attached is the December 2023 Sales Tax Overview Committee (STOC) Status Report

2006 Special Extended Sales Tax

November expenditures totaled \$2,000, of which \$3,000 was spent on the Bridge Rehab/Repair Citywide project. Encumbrances and commitments total \$1,441,000. Current appropriations for the 2006 Third Penny Sales Tax Extension Fund total \$272,920,000. There is a current appropriation balance of \$6,260,000.

2008 Sales Tax Special Temporary Streets

There were no expenditures in November. Encumbrances and commitments total \$158,000. Current appropriations for the 2008 Sales Tax Special Temporary Streets Fund total \$145,494,000. There is a current appropriation balance of \$38,000.

2014 Sales Tax

November expenditures totaled \$7,156,000, of which \$6,364,000 was spent on the Gilcrease Museum Facility Improvement project. Encumbrances and commitments total \$29,586,000. Current appropriations for the 2014 Sales Tax Fund total \$579,640,000. There is a current appropriation balance of \$126,537,000.

2016 Sales Tax

November expenditures totaled \$5,942,000, of which \$4,560,000 was spent on the Tulsa Vision advanced sales tax revenue bonds debt service. Encumbrances and commitments total \$2,390,000. Current appropriations for the 2016 Sales Tax Fund total \$332,124,000. There is a current appropriation balance of \$80,693,000.

2016 Revenue Bond

November expenditures totaled \$1,974,000, of which \$1,312,000 was spent on the Gilcrease Museum Expansion project. Encumbrances and commitments total \$22,828,000. Current appropriations for the 2016 Revenue Bond Fund total \$350,600,000. There is a current appropriation balance of \$22,207,000.

2020 Sales Tax

November expenditures totaled \$1,338,000, of which \$940,000 was spent on the Capital Equipment project. Encumbrances and commitments total \$9,117,000. Current appropriations for the 2020 Sales Tax Fund total \$111,033,000. There is a current appropriation balance of \$41,497,000.

2020 General Obligation Bonds

November expenditures totaled \$1,875,000, of which \$804,000 was spent on the Citywide Non-Arterial Routine & Preventative Maintenance project. Encumbrances and commitments total \$31,493,000. Current appropriations for the 2020 General Obligation Bonds Fund total \$149,015,000. There is a current appropriation balance of \$81,732,000.

2014 General Obligation Bonds

November expenditures totaled \$3,678,000, of which \$963,000 was spent on the Maintenance Zone 4031 project. Encumbrances and commitments total \$29,755,000. Current appropriations for the 2014 General Obligation Bonds Fund total \$313,615,000. There is a current appropriation balance of \$40,385,000.

2008 General Obligation Bonds

There were no expenditures in November. There are currently no encumbrances or commitments. Current appropriations for the 2008 General Obligation Bonds Fund total \$230,055,000. There are currently no encumbrances or commitments

2005 General Obligation Bonds

There were no expenditures in November. Encumbrances and commitments total \$5,000. Current appropriations for the 2005 General Obligation Bonds Fund total \$74,919,000. There is a current appropriation balance of \$8,000.

Respectfully submitted,

Ashley Webb, Chair



Attachments

cc: Tammy Pitts
Jarrod Moore
Jake Epp



FINANCIAL REPORT TO CITY COUNCIL

Wednesday, January 10, 2024

I. Financial Report

Revenue: 2016 Vision 0.805 Percent and 2020 Sales Tax 0.45 Percent Sales Tax Funds

	Fiscal Year to Date	
	December	Thru December
Actual	\$ 10,062,794	\$ 50,905,358
Adopted Budget - Current Year	9,648,145	48,632,975
Actual vs Budget	\$ 414,649	\$ 2,272,383

Expenditures

Fund	November	Fiscal Year to Date
		Thru November
409 - 2020 Sales Tax	\$ 2,676,326	\$ 21,575,142
4001, 4003-4004 - Tulsa Vision Rev Bonds	3,947,183	26,245,786
4000 - Tulsa Vision Sales Tax	11,883,674	50,124,648
405 - 2014 Sales Tax	14,312,178	19,889,638
404 - 2008 Streets Temporary Sales Tax	-	-
402 - 2006 Special Extended Sales Tax	4,671	300,132
TOTAL \$	32,824,033	\$ 118,135,346

II. Expenditures in Other Funds

Fund	November	Fiscal Year to Date
		Thru November
401 - 2001 Sales Tax	-	-
428 - 2020 GO Bond	3,750,635	14,737,758
427 - 2014 GO Bond	7,356,276	14,280,424
426 - 2008 GO Bond	-	-
425 - 2005 GO Bond	-	-
TOTAL \$	11,106,911	\$ 29,018,182

III. Items for the City Council's Attention

- A. Monthly Financial Reports
- B. STOC Committee and Subcommittee Minutes and Reports

IV. Attachments

- A. Attendance Record for the last 12 months
- B. STOC Committee and Subcommittee Minutes and Reports

Respectfully submitted,

Ashley R. Webb, Chair

Attachments

cc: Tammy Pitts
Jarrod Moore
Jake Epp

MAJOR CAPITAL IMPROVEMENTS CONSTRUCTION FUNDS SUMMARY

As of November, 2023

	CURRENT		EXPENDITURES		ENCUMBERED		PERCENT	BALANCE
	APPROPRIATIONS		Current Month	To Date	COMMITTED			
Fund 401 and Fund 403								
2001 Third Penny Sales Tax and 2006 Advance Funded Sales Tax	\$ 112,611,653	\$	-	\$ 112,597,047	\$	(0)	100%	\$ 14,605
Fund 402								
2006 Third Penny Sales Tax Extension	\$ 272,920,362	\$	2,336	\$ 265,219,469	\$	1,440,995	98%	\$ 6,259,899
Fund 404								
2008 Sales Tax Special Temporary Streets Fund	\$ 145,493,500	\$	-	\$ 145,298,037	\$	157,931	100%	\$ 37,532
Fund 405								
2014 Sales Tax Fund	\$ 579,639,705	\$	7,156,089	\$ 423,516,887	\$	29,585,726	78%	\$ 126,537,092
Fund 406: 4000								
2016 Sales Tax Fund	\$ 332,123,895	\$	5,941,837	\$ 249,040,428	\$	2,390,384	76%	\$ 80,693,083
Fund 406: 4001, 4003, 4004								
2016 Revenue Bond Fund	\$ 350,600,000	\$	1,973,592	\$ 305,565,482	\$	22,827,702	94%	\$ 22,206,816
Fund 409								
2020 Sales Tax Fund	\$ 111,033,334	\$	1,338,163	\$ 60,419,204	\$	9,116,983	63%	\$ 41,497,147
Fund 428								
2020 General Obligation Bonds	\$ 149,015,000	\$	1,875,318	\$ 35,790,495	\$	31,492,655	45%	\$ 81,731,850
Fund 427								
2014 General Obligation Bonds	\$ 313,615,000	\$	3,678,138	\$ 243,475,611	\$	29,754,680	87%	\$ 40,384,709
Funds 426								
2008 General Obligation Bonds	\$ 230,054,937	\$	-	\$ 230,054,937	\$	0	100%	\$ (0)
Funds 425								
2005 General Obligation Bonds	\$ 74,919,257	\$	-	\$ 74,906,248	\$	5,136	100%	\$ 7,874
Fund 740: 7401-7408								
TMUA--Water Capital Fund	\$ 485,925,405	\$	2,000,223	\$ 375,409,103	\$	39,344,809	85%	\$ 71,171,493
Funds 750: 7501-7522								
TMUA-Sanitary Sewer Capital Funds	\$ 621,159,957	\$	4,096,378	\$ 497,716,772	\$	42,908,802	87%	\$ 80,534,382

Report On Tulsa Economic Indicators October 2023

Economic Overview

Economic Overview will be updated at the end of every quarter. The Next EO Summary will be posted with the December 2023 Report.

Wage & Salary Employment Conditions

Labor force participation grew in October, reporting a total of 507,500. Compared to the previous month, this was an increase of 400 or 0.1% in participants. Meanwhile, the Total Employment survey grew by 400 positions within the metro area. This was an increase of 0.1% over the previous month for a total of 490,000. The area unemployment rate was reported at 3.5% for October - which rose from the September figure of 3.4%. Total unemployment for the area was 3.5% during the same period last year. According to the second employment survey, Wage and Salary Employment increased by 1,500 in October, to report a total of 465,500. The Manufacturing sector fell by 400 positions in October, totaling 50,900 jobs. The Service sector grew by 300 positions in October, equaling 235,700 jobs. The Trade sector grew to 87,500 total jobs.

Freight Conditions

At the time of the publishing of this report, Tulsa International Airport had not updated statistics regarding passenger counts or cargo for October. However, freight at the Port of Catoosa reported 75,018 of barge tonnage for the month. This is a decrease versus the previous month of 36,722 tons. Compared to the same month a year ago, we have experienced a decrease of -22.3% in barge tonnage.

Enterprise Customers

Month over month total Sewer customers saw an increase in October, totaling 139,955 for the current period. The current customer base is 4.0% greater than this month last year. The water customer count has a decrease in October, totaling 128,740 for the month. The current customer base is 6.42% less than this month last year.

Price Indices

PPI fell by 0.5% in October to 211.0

MCI fell by 0.3% in October to 313.3

CPI-U remained stable in October at 3.2%, totaling 307.7

20-Year GO Bond rates moved up 16 basis points to 4.12% in October

Revenue Bonds were at 3.94% for the month

30-Day Treasury Bill rates moved up 1.40 points to 5.40% in October

Tulsa Economic Indicators

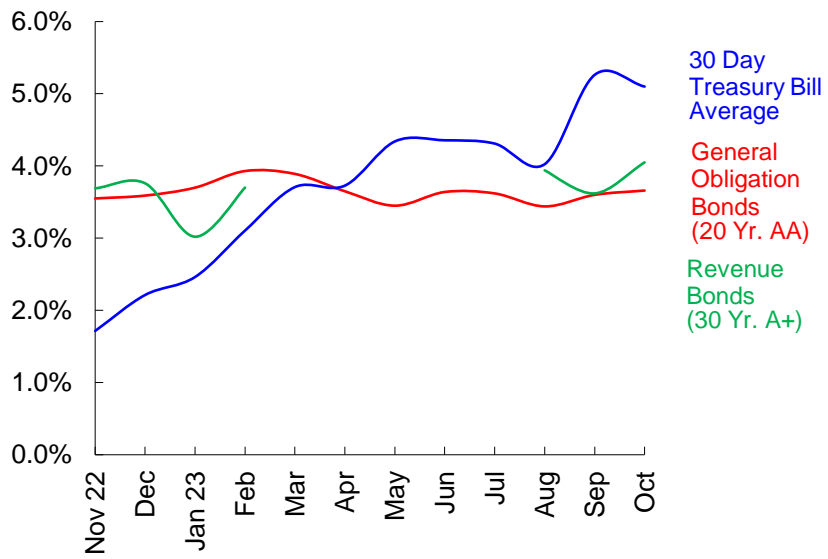
Most Recent Twelve Months

(unless otherwise indicated)

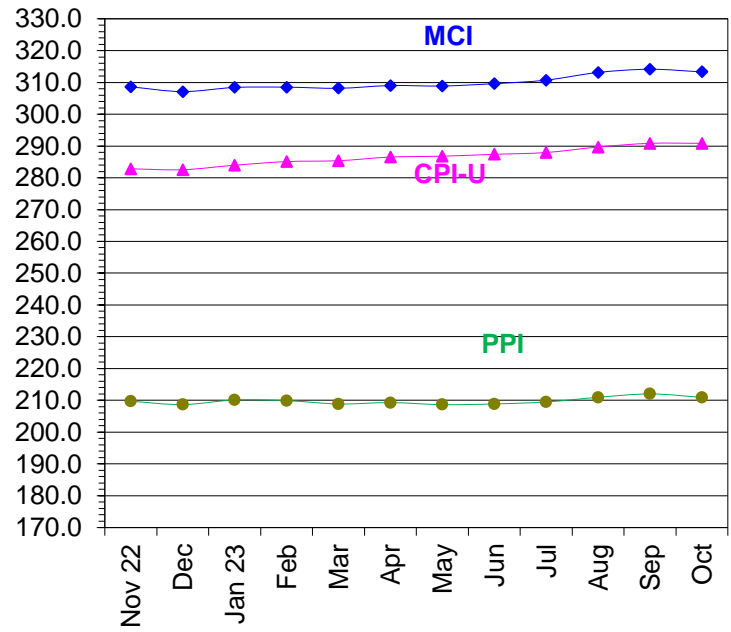
	November 22 to October 23	November 21 to October 22	Change
Wage & Salary			
Employment (TMSA 12 Mo. Avg.):	<u>Oct-23</u>	<u>Oct-22</u>	
Manufacturing	49,600	47,800	3.8%
Services	235,100	228,700	2.8%
Trade	88,100	88,900	(0.9%)
Other	<u>88,300</u>	<u>87,900</u>	0.5%
Total	461,100	453,300	1.7%
Unemployment Rates (TMSA 12 Mo. Avg):			
	<u>Oct-23</u>	<u>Oct-22</u>	
Tulsa MSA	3.0%	3.0%	0.0%
Oklahoma	3.0%	2.8%	0.2%
United States	3.6%	3.6%	0.0%
Air Passengers** (Calendar YTD):			
	<u>Oct-23</u>	<u>Oct-22</u>	
Barge Tonnage (Calendar YTD):	1,024,023	930,224	10.1%
	1,588,200	1,755,600	(9.5%)
Price and Cost Indices:			
	<u>Oct-23</u>	<u>Oct-22</u>	
Consumer Price Index - Urban	290.8	282.5	2.9%
Producer Price Index	211.0	209.1	0.9%
Municipal Cost Index (Est.)	313.3	309.0	1.4%
(Indices are not adjusted for seasonality)			
Financial Rates (Monthly Avg.):			
	<u>Oct-23</u>	<u>Oct-22</u>	
30-Day Treasury Bill	5.400%	3.11%	2.30
Municipal General Obligation Bond			
Buyer 11 Bond Index (20 Yr. A-AAA)	4.12%	3.93%	0.19
Municipal Revenue Bond Buyer			
25 Bond Index (25 Yr. A-AA+)	4.40%	3.70%	0.70
Utilities:			
	<u>Oct-23</u>	<u>Oct-22</u>	
Water Customers	128,700	146,500	(12.2%)
Sewer Customers	140,000	134,600	4.0%

Air Passengers for Tulsa Int'l have only been updated through August as the data from DOT is delayed

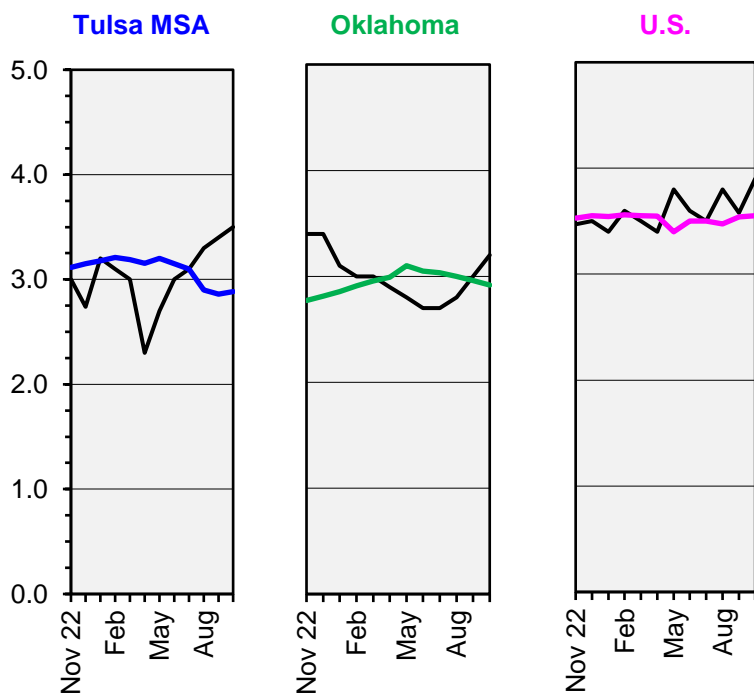
Rates on Municipal Investments and Cost of Financing**



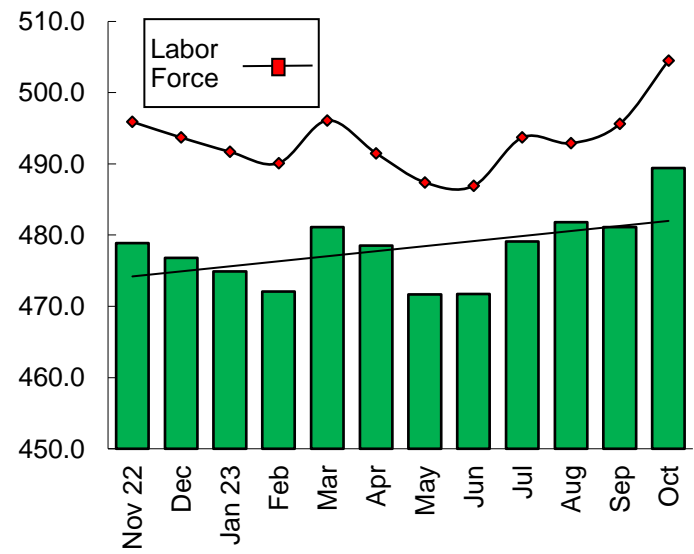
Consumers, Producers, and Municipal Price/Cost Indices



Monthly (- -) and Average (—) Unemployment Rates (Most Recent 12 Months)



Tulsa MSA Wage & Salary Employment, 12 Month MA, and Labor Force (000's)




**Short Term Capital Purchases Summary (Fund 477) as of November 2023
2006 Sales Tax Capital Equipment Replacement Report**

Department/Entitiy	Appropriations	Month's Expenditures	Year to Date Expenditures	Encumbrances Commitments	Balance
Human Resources	\$ 107,940	\$ 53	\$ 53	\$ 72,404	\$ 35,483
Finance	\$ 74,474	\$ 99	\$ 54,778	\$ -	\$ 19,696
Customer Care	\$ 105,500	\$ -	\$ 99,500	\$ -	\$ 6,000
Legal	\$ 4,800	\$ -	\$ -	\$ -	\$ 4,800
Asset Management	\$ 1,126,502	\$ 203,727	\$ 291,921	\$ 215,394	\$ 619,187
Communications	\$ 7,067	\$ -	\$ -	\$ -	\$ 7,067
Information Technology	\$ 7,054,218	\$ 1,255,769	\$ 2,664,348	\$ 1,899,846	\$ 2,490,024
Police	\$ 9,172,779	\$ 453,629	\$ 2,041,673	\$ 2,855,635	\$ 4,275,471
Fire	\$ 7,413,087	\$ 27,188	\$ 87,255	\$ 5,758,219	\$ 1,567,613
Engineering Services	\$ 42,456	\$ -	\$ -	\$ 42,456	\$ 0
Public Works	\$ 6,331,981	\$ 672,703	\$ 672,800	\$ 3,068,934	\$ 2,590,247
Parks & Recreation	\$ 1,224,726	\$ 90,500	\$ 369,042	\$ 291,419	\$ 564,265
Manage Entities - Culture & Recreation	\$ 173,000	\$ -	\$ 73,000	\$ -	\$ 100,000
Dept. of City Experience	\$ 737,374	\$ 44,700	\$ 69,842	\$ 327,863	\$ 339,669
Development Services	\$ 330,365	\$ 27,290	\$ 82,068	\$ 239,581	\$ 8,716
Transfer to Other Funds*	\$ 123,000	\$ -	\$ 123,000	\$ -	\$ -
Transfer to River Parks*	\$ 436,000	\$ -	\$ 36,000	\$ -	\$ 400,000
Transfer to Tulsa Transit*	\$ 115,000	\$ -	\$ 115,000	\$ -	\$ -
	\$ 34,580,269.00	\$ 2,775,658.36	\$ 6,780,279.41	\$ 14,771,751.04	\$ 13,028,238.55

* Total appropriation is transferred to the agency in a lump sum during the year and incorporated into their budget.

City of Tulsa
Department of Finance
FINANCIAL REPORT



SALES TAX OVERVIEW COMMITTEE

PERIOD ENDING **November 30, 2023**

City of Tulsa
Department of Finance
FINANCIAL REPORT



G. T. Bynum
Mayor

Tammy Pitts
Director of Finance

MAYOR

G. T. Bynum

CITY COUNCIL

VANESSA HALL-HARPER.....DISTRICT 1
JEANNIE CUEDISTRICT 2
CRISTA PATRICK.....DISTRICT 3
LAURA BELLIS.....DISTRICT 4
GRANT MILLER.....DISTRICT 5
CHRISTIAM BENGELDISTRICT 6
LORI DECTER WRIGHTDISTRICT 7
PHIL LAKIN JRDISTRICT 8
JAYME FOWLERDISTRICT 9

CITY AUDITOR

CATHY CRISWELL

SALES TAX OVERVIEW COMMITTEE

Ashley Webb, Chair
Kathy Sebert, Vice Chair
Linda Jenkins, Secretary

Charles Wilkes
Scott Asbjornson

Linda Jenkins
Sylvia Powell

Kathy Sebert
Maia Treleaven
Matt Meyer
Deborah McKinney
Scott Grizzle
Pamela Amburgy
Jennifer White

Ashley Webb
Jeffrey Covington
Bruce Denny
Steve King
Paul Hassink
Mareo Johnson

SALES TAX OVERVIEW COMMITTEE REPORT
Table of Contents

<u>FUND NO.</u>	<u>PAGE NO.</u>
TABLE OF CONTENTS	3
CONSOLIDATED REPORTS	
Balance Sheets.....	4
Schedule of Sales Tax Revenue	5
402.....2006 SPECIAL EXTENDED SALES TAX.....	6
Statement of Revenue, Expenditures, and Encumbrances.....	7
405.....2014 EXTENDED 1.1% SALES TAX.....	10
Statement of Revenue, Expenditures, and Encumbrances.....	11
409.....2020 SALES TAX.....	15
Statement of Revenue, Expenditures, and Encumbrances.....	16
40002016 LIMITED PURPOSE TEMPORARY SALES TAX	18
Statement of Revenue, Expenditures, and Encumbrances.....	19
40012016 VISION ADVANCE FUNDED REVENUE BOND FUND	21
Statement of Revenue, Expenditures, and Encumbrances.....	22
40032016 VISION ADVANCE FUNDED REVENUE BOND FUND	24
Statement of Revenue, Expenditures, and Encumbrances.....	25
40042016 VISION ADVANCE FUNDED REVENUE BOND FUND	27
Statement of Revenue, Expenditures, and Encumbrances.....	28
4260-42662008 GO BOND FUNDS	30
Statement of Revenue, Expenditures, and Encumbrances.....	31
4270-42762014 GO BOND FUNDS	34
Statement of Revenue, Expenditures, and Encumbrances.....	35
4281-42832020 GO BOND FUNDS	38
Statement of Revenue, Expenditures, and Encumbrances.....	39
COMBINED STATEMENT OF OTHER FUND ACTIVITY	44
(401, 403, 404, 425).....	45
BUDGET ACTIONS.....	46

**CITY OF TULSA, OKLAHOMA
SALES TAX OVERVIEW COMMITTEE REPORT
BALANCE SHEET
NOVEMBER 2023**

	FUND 402 2006 SPECIAL EXTENDED SALES TAX	FUND 405 2014 EXTENDED 1.1% SALES TAX	FUND 409 2020 SALES TAX	FUND 4000 2016 LIMITED PURPOSE TEMPORARY SALES TAX	FUNDS 4260 through 4266 2008 GO BOND FUNDS	FUNDS 4270 through 4276 2014 GO BOND FUNDS	FUNDS 4281 through 4285 2020 GO BOND FUNDS	TOTAL
ASSETS:								
POOLED EQUITY WITH TREASURER ACCRED INTERST RECEIVABLE	\$7,938,836.17	\$165,565,520.27	\$46,603,345.32	\$93,947,963.31	\$1,068,941.03	\$167,228,193.42	\$18,254,998.23	\$482,352,799.52
OTHER CURRENT RECEIVABLES TAX RECEIVABLE	30,897.72	661,055.33	174,307.61	337,128.27				\$1,203,388.93
			5,917,532.57	10,585,808.27				\$16,503,340.84
				1,753,915.89				\$1,753,915.89
TOTAL ASSETS	\$7,969,733.89	\$166,226,575.60	\$52,695,185.50	\$106,624,815.74	\$1,068,941.03	\$167,228,193.42	\$18,254,998.23	\$501,813,445.18
LIABILITIES, RESERVES, AND FUND BALANCE:								
LIABILITIES AND RESERVE FOR ENC.:								
ACCOUNTS PAYABLE							2,419.08	
CONTRACTS PAYABLE - RETAINAGE	1,232.97	1,748,998.43	34,802.73	409,805.48	652,864.41	1,713,804.19	403,074.28	4,561,508.21
CONTRACTS RETAINAGE CLEAR PURCHASING CARD ESCROW DUE TO OTHER FUNDS		20,413.40						20,413.40
ADVANCES FROM OTHER FUNDS		110,149.30						110,149.30
RESERVE FOR ENCUMBRANCES	1,440,994.89	29,586,571.61	11,590,077.23	2,340,383.92		29,752,069.96	27,448,936.69	74,710,097.61
RESERVE FOR COMMITMENTS								
UNENCUMBERED FUND BALANCE:								
APPROPRIATED	6,259,899.02	134,760,442.86	41,070,305.54	80,693,083.25		40,384,709.27	(9,599,431.82)	303,168,439.94
UNAPPROPRIATED RESERVED FOR ADVANCES	267,607.01			23,181,543.09	416,076.62	95,377,610.00		119,242,836.72
TOTAL FUND BALANCE	6,527,506.03	134,760,442.86	41,070,305.54	103,874,626.34	416,076.62	135,762,319.27	(9,599,431.82)	422,411,276.66
TOTAL LIABILITIES, RESERVES, AND FUND BALANCE	\$7,969,733.89	\$166,226,575.60	\$52,695,185.50	\$106,624,815.74	\$1,068,941.03	\$167,228,193.42	\$18,254,998.23	\$501,813,445.18

CITY OF TULSA, OKLAHOMA
SALES TAX OVERVIEW COMMITTEE REPORT
SCHEDULE OF SALES TAX REVENUE
November 2023

Month	COMPARISON TO BUDGET (2022-2023)			COMPARISON TO PRIOR YEAR				
	BUDGET	ACTUAL	DIFFERENCE	2021-2022	2022-2023	AMOUNT	PERCENT	
	AMOUNT	AMOUNT		ACTUAL	ACTUAL	INCREASE (DECREASE)	INCREASE/DECREASE ACTUAL BUDGET	
July	\$ 9,720,773.00	\$ 10,349,764.41	\$ 628,991.41	\$ 9,845,859.25	\$ 10,349,764.41	\$ 503,905.16	5.1%	-1.3%
August	\$ 9,970,563.00	\$ 10,323,915.14	353,352.14	\$ 10,095,265.54	\$ 10,323,915.14	228,649.60	2.3%	-1.2%
September	\$ 9,666,526.00	\$ 10,106,613.79	440,087.79	\$ 9,641,274.74	\$ 10,106,613.79	465,339.05	4.8%	0.3%
October	\$ 9,626,968.00	\$ 10,385,003.09	758,035.09	\$ 10,019,197.63	\$ 10,385,003.09	365,805.46	3.7%	-3.9%
November	\$ 9,648,145.00	\$ 10,062,271.57	414,126.57	\$ 9,615,664.08	\$ 10,062,271.57	446,607.49	4.6%	0.3%
December	\$ 9,672,896.00			\$ 9,937,888.82				-2.7%
January	\$10,277,220.00			\$10,072,232.25				2.0%
February	\$10,276,136.00			\$10,361,581.82				-0.8%
March	\$ 8,821,273.00			\$ 9,821,460.85				-10.2%
April	\$ 9,221,522.00			\$ 9,378,599.48				-1.7%
May	\$10,073,262.00			\$10,291,299.34				-2.1%
June	\$ 9,713,485.00			\$ 9,712,756.46				0.0%
TOTAL	\$ 116,688,769.00	\$ 51,227,568.00	\$ 2,594,593.00	\$ 118,793,080.26	\$ 51,227,568.00	\$ 2,010,306.76	4.1%	-1.8%

PERCENT INCREASE (DECREASE) 5.06%

2006 SPECIAL EXTENDED SALES TAX

FUND 402

(SIXTH THIRD PENNY SALES TAX PROGRAM)

**CITY OF TULSA, OKLAHOMA
SALES TAX OVERVIEW COMMITTEE REPORT
FUND 402 - 2006 SPECIAL EXTENDED SALES TAX**

**STATEMENT OF REVENUES, EXPENDITURES AND ENCUMBRANCES
FOR THE FIVE MONTHS ENDED NOVEMBER 30, 2023**

	FY ESTIMATED REVENUES/ LIFE-TO-DATE APPROPRIATIONS	CURRENT MONTH	ACTUAL YEAR TO DATE	LIFE TO DATE	OUTSTANDING REVENUES/ BALANCE OF APPROPRIATIONS
Revenue					
Sales Tax	\$	\$	\$	\$ 430,935,953.99	\$
Donations					
Interest on Investments		14,815.29	70,355.95	16,584,079.81	(70,355.95)
Intergovernmental Revenue					
Federal, State & Local grants					
Transfers from other funds					
Miscellaneous Revenue				1,424,225.61	
Total Revenue		14,815.29	70,355.95	448,944,259.41	-70,355.95
Expenditures					
Project Expenditures	272,920,362.47	2,335.54	265,462.81	264,966,471.87	7,953,890.60
Total Expenditures	272,920,362.47	2,335.54	265,462.81	264,966,471.87	7,953,890.60
Excess (Deficiency) of Revenue Over Expenditures			(195,106.86)	183,977,787.54	
Completed Projects Encumbrances			1,440,994.89	1,440,994.89	
Excess (Deficiency) of Revenue Over Expenditures and Encumbrances			(1,636,101.75)	8,120,205.66	
June 30, 2022 Ending Fund Balance			8,882,061.76		
Prior year expenditures					
June 30, 2022 Encumbrances			874,245.65		
Adjusted Beginning Fund Balance			9,756,307.41		
Ending Fund Balance			\$ 8,120,205.66	\$ 8,120,205.66	

Fund 402
2006 SPECIAL EXTEND SALES TAX

as of: 11/30/2023

FUND	PROJECT	TITLE	REVISED BUDGET	MTD ACTUAL	YTD ACTUAL	LTD ACTUAL	ENC	COMM	BALANCE
402	016100	Forensic Lab Expansion	14,729,241.90	-	-	14,729,241.90	-	-	-
402	016130	Replace 2 Police Helicopters	4,344,475.00	-	-	4,344,475.00	-	-	-
402	016200	Apparatus Replacement	12,863,575.91	-	-	12,863,575.91	-	-	-
402	016240	Site Acq. For Addnl. Station	5,300,000.00	-	1,006.75	4,834,838.97	1,250.00	-	463,911.03
402	016310	Network System Replacement	1,402,150.04	-	-	1,402,150.04	-	-	-
402	017110	General Park Improvements	4,829,359.78	-	-	4,828,917.98	441.80	-	(0.00)
402	017120	Golf Course Development	459,640.57	-	-	459,640.57	-	-	-
402	017140	Tulsa Zoo Department	2,938,780.81	-	-	2,938,780.81	-	-	-
402	060020	Comprehensive Plan Update	649,253.49	-	-	649,253.49	-	-	-
402	060040	Equipment Mgmt Projects	2,242,000.00	-	-	2,242,000.00	-	-	-
402	062100	Unservd Area & Offsite Mns	7,200,000.00	-	-	7,200,000.00	-	-	-
402	062120	Sswwtp 71 Ls Expansion	400,000.00	-	-	400,000.00	-	-	-
402	062130	Spunky Crk Bsn Ms & Ls	9,497,696.77	-	-	9,497,696.77	0.00	-	(0.00)
402	062140	Lower Bird Creek Wwtp Expn	11,000,000.00	-	-	11,000,000.00	-	-	-
402	063101	Fred Creek Drainage Imprv	12,250,000.00	-	-	12,250,000.00	-	-	(0.00)
402	063106	Elm Crk 6th St Drainage	2,000,000.00	-	-	2,000,000.00	(0.00)	-	(0.00)
402	063107	Citywide Mdp Updates	450,000.00	-	-	450,000.00	-	-	-
402	063109	Engr And Insp Svc-Fc	500,000.00	-	-	500,000.00	-	-	-
402	064001	Arterial Streets Rehab	28,169,343.33	-	33,721.10	28,149,953.57	19,389.76	-	(0.00)
402	064002	Residential Streets Rehab	25,849,169.10	-	-	25,849,169.10	0.00	-	0.00
402	064003	Traffic Signals & Lighting	2,600,000.00	-	-	2,600,000.00	0.00	-	(0.00)
402	064004	TRAFFIC SIGNAL SYNCH	1,700,000.00	-	-	1,692,173.06	7,826.94	-	(0.00)
402	064005	St Surface Rpr & Crack Seal	10,000,000.00	-	-	10,000,000.00	0.00	-	0.00
402	064060	Bridge Replacement	2,500,000.00	-	-	2,499,613.73	385.00	-	1.27
402	064062	Bridge Rehab/Repair Cw	2,500,000.00	2,335.54	2,335.54	2,490,497.85	9,502.15	-	(0.00)
402	064093	City Match-Fed/St/Co Projs	1,500,000.00	-	-	1,410,000.00	90,000.00	-	-
402	064101	41St-Garnett To 129Th E Ave	500,000.00	-	-	498,500.00	1,500.00	-	(0.00)
402	064102	81St-Memorial To Mingo	7,402,272.09	-	-	7,402,272.09	-	-	0.00
402	064103	91St & Harvard Intersection	2,217,000.00	-	-	2,217,000.00	-	-	-
402	064104	91St And Sheridan Inters	4,417,718.54	-	-	4,414,613.00	-	-	3,105.54
402	064105	61St St Riverside To Peoria	800,000.00	-	-	705,989.93	23,660.27	-	70,349.80
402	064106	Garnett-11Th To I-244	500,000.00	-	-	499,555.00	-	-	445.00
402	064107	Mingo 71St To 81St	500,000.00	-	-	498,721.40	-	-	1,278.60
402	064108	Pine St-Memorial To Mingo	500,000.00	-	-	487,498.67	(0.00)	-	12,501.33
402	064109	129Th-31St To 41St	5,500,000.00	-	-	5,500,000.00	-	-	-
402	064110	61St-Riverside To Peoria	7,369,000.00	-	-	7,369,000.00	-	-	-
402	064111	91St-Memorial To Mingo	500,000.00	-	101,402.00	166,510.17	87,874.00	-	245,615.83
402	065100	Public Facilities Renov	7,080,000.00	-	11,600.44	6,972,462.27	107,447.08	-	90.65
402	065300	Energy Efficiency Facil Impr	1,600,000.00	-	-	1,134,165.67	-	-	465,834.33
402	065320	Gilcrease Museum Renovation	4,451,158.00	-	-	4,450,747.45	410.55	-	(0.00)
402	065330	Performing Arts Ctr Renova	1,560,000.00	-	-	1,560,000.00	-	-	-
402	066210	New Fs 11-11Th/177Th	-	-	-	-	-	-	-
402	066220	Homeland Sec Equip Facil	2,708,852.22	-	-	2,708,852.22	-	-	(0.00)
402	066310	Weather Alert Sirens Repl	1,694,929.61	-	-	1,694,929.61	-	-	-

Fund 402
2006 SPECIAL EXTEND SALES TAX

as of: 11/30/2023

FUND	PROJECT	TITLE	REVISED BUDGET	MTD ACTUAL	YTD ACTUAL	LTD ACTUAL	ENC	COMM	BALANCE
402	066320	61St Twr Comm Shelter Repl	299,964.04	-	-	299,964.04	-	-	-
402	066330	Pwr Prtct Bok Comm Site Bok	104,569.00	-	-	104,569.00	-	-	-
402	066340	Log Sys 800 Mhz Radio Sys	118,787.61	-	-	118,787.61	-	-	-
402	066350	Computer Sys Repl/Enhance	511,449.95	-	-	511,449.95	-	-	-
402	067120	Plgnd Splashpad Park Surfs	3,095,280.61	-	-	3,029,533.40	-	-	65,747.21
402	067130	Playground Equip Repl/Renov	1,063,517.00	-	-	1,054,597.78	-	-	8,919.22
402	067170	Carl Smith Facil Devel	235,421.96	-	-	231,991.95	3,430.01	-	0.00
402	067510	Trails Resurf And Widening	2,924,423.01	-	-	2,924,423.01	-	-	-
402	067520	EST BANK IMPR 11TH-21STS	5,250,000.00	-	-	346,031.29	-	-	4,903,968.71
402	067530	RVR WST FESTIVAL PRK RENOV	7,491,683.05	-	-	7,491,683.05	-	-	-
402	067540	RIVER PRKS FACIL REHAB/REPL	345,186.15	-	-	345,186.15	-	-	-
402	068100	Tda Downtown Prop Acq	1,720,000.00	-	-	1,720,000.00	-	-	-
402	068110	Kendall Whittier Plan Impl	5,000,000.00	-	-	5,000,000.00	-	-	-
402	068120	Dirty Butter Crk Acq Ph2	2,096,066.28	-	-	2,096,066.28	-	-	0.00
402	068130	Downtown Signage	1,813,710.24	-	-	1,813,710.24	-	-	-
402	068140	Econ Devel Infrastructure	3,000,000.00	-	-	3,000,000.00	-	-	-
402	068160	New Parking Garage	5,000,000.00	-	-	4,488,308.60	511,691.40	-	0.00
402	069100	Mta System Projects	2,410,000.00	-	-	2,409,999.89	-	-	0.11
402	096005	Electronic Ticketing Equip	182,707.40	-	-	182,707.40	-	-	-
402	144104	Riverside Dr & Rltd Infrstr	250,252.64	-	-	250,252.64	-	-	-
402	146200	Fire - SCBA	94,389.51	-	-	94,389.51	-	-	-
402	156000	Radio Sys Upgrd & Assc Equip	3,545,000.00	-	-	3,545,000.00	-	-	-
402	170101	Capital Equipment	172,000.00	-	-	172,000.00	-	-	0.00
402	203400001Z	Tulsa Zoo Department	1,027,836.86	-	-	451,650.93	576,185.93	-	(0.00)
402	914411	Tulsa Trails	1,492,500.00	-	-	1,492,500.00	0.00	-	(0.00)
402	962301	Tulsa Convention Center Impr	2,000,000.00	-	-	1,981,869.61	0.00	-	18,130.39
402	966120	Gilcrease Exp Osage Exp-41st	4,500,000.00	-	-	4,500,000.00	-	-	-
			\$ 272,920,362.47	\$ 2,335.54	\$ 150,065.83	\$ 265,219,468.56	\$ 1,440,994.89	\$ -	\$ 6,259,899.02

2014 EXTENDED 1.1% SALES TAX

FUND 405

(2014 EXTENDED 1.1% SALES TAX FUND)

**CITY OF TULSA, OKLAHOMA
SALES TAX OVERVIEW COMMITTEE REPORT
FUND 405 - 2014 EXTENDED 1.1% SALES TAX**

**STATEMENT OF REVENUES, EXPENDITURES AND ENCUMBRANCES
FOR THE FIVE MONTHS ENDED NOVEMBER 30, 2023**

	FY ESTIMATED REVENUES/ LIFE-TO-DATE APPROPRIATIONS	CURRENT MONTH	ACTUAL YEAR TO DATE	LIFE TO DATE	OUTSTANDING REVENUES/ BALANCE OF APPROPRIATIONS
Revenue					
Sales Tax	\$	\$	\$	\$ 551,323,376.53	\$
Donations					
Interest on Investments		315,994.44	1,507,682.14	20,941,824.63	(1,507,682.14)
Intergovernmental Revenue					
Federal, State & Local grants					
Transfers from other funds					
Miscellaneous Revenue				98,580.75	
Total Revenue		<u>315,994.44</u>	<u>1,507,682.14</u>	<u>572,363,781.91</u>	<u>-1,507,682.14</u>
Expenditures					
Project Expenditures	579,639,705.22	7,156,089.23	12,118,385.94	414,986,811.81	164,652,893.41
Total Expenditures	<u>579,639,705.22</u>	<u>7,156,089.23</u>	<u>12,118,385.94</u>	<u>414,986,811.81</u>	<u>164,652,893.41</u>
Excess (Deficiency) of Revenue					
Over Expenditures			(10,610,703.80)	157,376,970.10	
Completed Projects					
Encumbrances			<u>29,585,726.01</u>	<u>29,585,726.01</u>	
Excess (Deficiency) of Revenue Over					
Expenditures and Encumbrances			(40,196,429.81)	127,791,244.09	
June 30, 2022 Ending Fund Balance					
Prior year expenditures			129,725,585.23		
June 30, 2022 Encumbrances			<u>38,262,088.67</u>		
Adjusted Beginning Fund Balance					
Ending Fund Balance			<u>167,987,673.90</u>		
			<u>\$ 127,791,244.09</u>	<u>\$ 127,791,244.09</u>	

Fund 405
2014 SALES TAX

as of: 11/30/2023

FUND	PROJECT	TITLE	REVISED BUDGET	MTD ACTUAL	YTD ACTUAL	LTD ACTUAL	ENC	COMM	BALANCE
405	140040	Cng Fuel Expansion	1,800,000.00	-	-	1,787,810.17	-	-	12,189.83
405	140050	Radio Frequency ID Devices	750,000.00	-	-	-	-	-	750,000.00
405	140060	Emd Emergency Generators	200,000.00	-	-	196,879.85	3,120.15	-	0.00
405	140070	Emd Facilities Maintenance	1,000,000.00	-	-	855,975.46	42,337.00	-	101,687.54
405	140080	Emd Lights, Hvac, Plumbing	2,300,000.00	-	4,945.00	1,480,357.70	-	-	819,642.30
405	140100	Capital Equipment	46,235,000.00	-	-	46,234,996.00	-	-	4.00
405	143001	Levee District #12 Rehab	3,400,000.00	-	(960,155.50)	446,463.00	120,002.85	-	2,833,534.15
405	144003	Citywide Guardrail Repl	1,000,000.00	7,604.97	7,604.97	542,391.76	54,481.22	-	403,127.02
405	144004	CW Traffic Signalization	2,000,000.00	-	204,252.15	1,621,584.74	204,537.46	-	173,877.80
405	144005	Roadway & Pedestrian Lights	1,000,000.00	20,792.18	53,526.09	943,743.56	56,256.44	-	0.00
405	144006	Signing Pvmt Mark Dlintion	2,510,000.00	98,791.99	98,791.99	1,889,067.52	87,500.00	-	533,432.48
405	144007	Traffic Calming & Safety	1,000,000.00	-	-	1,000,000.00	(0.00)	-	0.00
405	144008	TRAFFIC SIGNAL INSTALLATION	3,045,164.92	1,200.00	77,962.50	2,662,200.56	138,069.80	-	244,894.56
405	144009	TRAFFIC SIGNAL POLE RPL	1,000,000.00	-	-	819,100.37	17,464.78	-	163,434.85
405	144010	Creek Turnpike Trail Bridge	200,000.00	-	2,857.59	88,173.68	5,726.32	-	106,100.00
405	144011	GPS Emgncy Vehicle Preemp Sys	400,000.00	-	-	400,000.00	-	-	-
405	144017	Art Street Rehab & Citywide	127,340,000.00	190,827.57	481,616.33	75,925,447.31	2,128,239.82	-	49,286,312.87
405	144018	Bike Ped Master Plan Improv	4,200,000.00	-	23,182.99	4,199,999.07	0.93	-	0.00
405	144019	IDL Entrance Rehab	3,000,000.00	-	-	3,000,000.00	(0.00)	-	0.00
405	144020	Citywide-Arterial Rt&Pv Main	3,120,000.00	-	-	3,037,318.98	82,681.02	-	-
405	144063	Bridge Replacement And Rehab	14,685,000.00	29,100.00	46,354.43	7,787,545.57	247,321.51	-	6,650,132.92
405	144093	CW Match Funds - Comanche Park	8,429,500.00	-	-	3,429,500.00	0.00	-	5,000,000.00
405	144094	ODOT Rehab & Replacement	3,800,000.00	-	-	3,770,928.06	(0.00)	-	29,071.94
405	144101	Yale Ave 81St - 91St Wdn	30,250,000.00	-	1,938,356.96	17,244,973.74	9,707,819.69	-	3,297,206.57
405	144102	81St St Sheridan - Meml Wdn	12,000,000.00	-	330.00	9,831,251.48	116,876.68	-	2,051,871.84
405	144103	Yale 96th - 101st St Wdn	13,000,000.00	-	-	11,406,496.12	168,336.52	-	1,425,167.36
405	144104	Riverside Dr & Rltd Infrstr	19,678,159.48	-	-	19,657,945.32	20,214.16	-	0.00
405	144105	25 W Ave: Edison-Apache (DS-W)	750,000.00	-	-	750,000.00	0.00	-	(0.00)
405	144108	Pine St: Mingo-U.S. 169 (DS-W)	500,000.00	-	33,377.87	33,377.87	405,422.13	-	61,200.00
405	144109	Ada Transition Plan - Street	10,200,000.00	14,989.94	26,059.06	6,443,043.74	140,505.93	-	3,616,450.33
405	144120	Gilcrease Exp Local Match	7,500,000.00	-	-	3,439,884.37	1,025,000.00	-	3,035,115.63
405	145100	Ada Transition Plan - Bldgs	1,275,000.00	-	-	499,305.20	150,550.42	-	625,144.38
405	145200	Ada Transition Plan - Parks	1,140,000.00	4,670.00	8,790.00	958,060.19	18,237.05	-	163,702.76
405	145300	Public Facilities, Otc	3,295,000.00	96,611.19	276,948.39	1,690,118.16	151,901.20	-	1,452,980.64
405	145330	Pac - Fire Alarm System	520,000.00	-	-	315,379.37	204,620.63	-	(0.00)
405	145340	Pac - Fire Sprinklers	1,140,000.00	-	375.00	538,053.80	556,049.11	-	45,897.09
405	145350	Pac - Renovations	1,840,000.00	3,369.36	496,388.80	1,701,344.08	138,655.92	-	0.00
405	145360	Pac - Fan Coil Replacement	555,000.00	-	-	548,127.45	6,872.55	-	0.00
405	145370	Pac - Hvac Motor Replacement	175,000.00	-	-	20,000.00	155,000.00	-	-
405	145380	PAC: Roof Replacement	1,300,000.00	-	-	1,241,015.27	10,353.77	-	48,630.96
405	145400	Public Facilities, Roofing	3,000,000.00	19,623.99	19,650.36	2,849,468.98	150,531.02	-	(0.00)
405	145500	Animal Shelter Expn Ph 1	8,850,000.00	24,342.96	24,342.96	312,217.79	231,291.62	-	8,306,490.59
405	145600	Animal Shelter Facility Imp	750,000.00	-	-	705,467.71	-	-	44,532.29
405	145610	Gm - Cctv Camera Upgrade	491,854.46	-	-	491,854.46	-	-	0.00

Fund 405
2014 SALES TAX

as of: 11/30/2023

FUND	PROJECT	TITLE	REVISED BUDGET	MTD ACTUAL	YTD ACTUAL	LTD ACTUAL	ENC	COMM	BALANCE
405	145620	Gilcrease Lib/Arch Storage	300,000.00	-	-	300,000.00	-	-	0.00
405	145630	Helmerich Hall Floor Repl	1,374.12	-	-	1,374.12	-	-	(0.00)
405	145640	Gilcrease: Gallery wood floor	-	-	-	-	-	-	-
405	145650	GM - Grease Trap & Sewer	54,047.48	-	-	54,047.48	-	-	-
405	145660	GM - Gallery Lighting Cntrls	218,393.61	-	-	218,393.61	0.00	-	(0.00)
405	145670	GM - Fire Suppression	43,119.58	-	-	43,119.51	-	-	0.07
405	145680	Gilcrease: Kitchen renovation	-	-	-	-	-	-	-
405	145690	GM - Perimeter Fence	30,595.39	-	-	30,595.39	-	-	0.00
405	145700	GM - Public Restroom	11,553.31	-	-	11,553.31	-	-	0.00
405	145710	Gilcrease: Restore N Park	-	-	-	-	-	-	-
405	145710A	Gilcrease: Restore N Park	-	-	-	-	-	-	-
405	145720	GM HVAC Humidification	1,078,145.54	-	-	976,129.11	-	-	102,016.43
405	145730	Gilcrease: Chromatic Glass	-	-	-	-	-	-	-
405	145740	GM Chilled Water Drive	155,000.00	-	-	155,000.00	-	-	-
405	145750	GM HVAC Controls	400,000.00	-	-	400,000.00	-	-	-
405	145760	GM - Halon Fire Suppression	632,623.06	-	-	632,623.06	0.00	-	(0.00)
405	145770	Gilcrease: Parking Expansion	-	-	-	-	-	-	-
405	145780	GM - Roof Replacement	1,322,531.58	-	-	1,322,531.58	-	-	(0.00)
405	145790	GM - Thoms Gilcrease Roof	518,324.73	-	-	518,324.73	-	-	-
405	145800	Tulsa Centrl Library Project	10,000,000.00	-	-	10,000,000.00	-	-	-
405	146100	Helicopter Replacement	2,802,000.00	-	-	2,802,000.00	-	-	-
405	146110	Police Academy-Crt-Compstat	4,040,000.00	-	-	2,943,752.18	-	-	1,096,247.82
405	146120	Uniform Division Renovations	3,000,000.00	-	13,336.95	361,589.95	77,823.05	-	2,560,587.00
405	146130	Police Capital Equipment	22,265,000.00	-	-	22,265,000.00	-	-	-
405	146200	Fire - SCBA	2,600,000.00	-	-	2,600,000.00	-	-	-
405	146210	Apparatus Replacement	17,000,000.00	-	-	16,166,371.83	794,765.36	-	38,862.81
405	146220	Fire Station Rehabilitation	7,250,000.00	23,374.00	39,390.00	6,678,968.12	398,205.36	-	172,826.52
405	146230	Fire Station Generators	1,500,000.00	-	-	1,441,943.79	(0.00)	-	58,056.21
405	146240	Fire Department Facilities	2,000,000.00	-	750.00	180,807.50	61,854.50	-	1,757,338.00
405	146300	Financial Sys Replacement	10,000,000.00	-	-	8,540,491.86	-	-	1,459,508.14
405	146310	Law Enforcement Records Mgmt	7,030,000.00	-	96,762.24	6,129,333.62	101,429.00	-	799,237.38
405	147100	Rp - Park Facilities Refurb	4,000,000.00	59,407.10	72,407.10	3,321,367.83	-	-	678,632.17
405	147120	Reed - Pool Reconstruction	2,410,000.00	-	-	2,358,763.54	51,236.46	-	(0.00)
405	147130	Security System Upgrades	160,000.00	-	-	140,896.78	15,564.24	-	3,538.98
405	147140	Tiger & Snow Leopard Exhibit	3,165,497.09	-	-	3,165,497.09	-	-	-
405	147150	Carnivores Exhibits	8,000,000.00	-	-	619.32	7,999,380.68	-	-
405	147160	Hicks Park Improvements	635,000.00	-	-	633,313.45	1,686.55	-	(0.00)
405	147170	Hunter: Restroom (Exp & Repr)	400,000.00	-	-	-	-	-	400,000.00
405	147180	Lacy Park Master Plan - Ph 1	3,600,000.00	-	-	3,600,000.00	-	-	(0.00)
405	147190	Water Playgrounds	1,580,000.00	-	-	1,580,000.00	0.00	-	(0.00)
405	147200	Rp - Pedestrian Bridge Imp	7,760,000.00	-	16,282.67	7,760,000.00	(0.00)	-	0.00
405	147210	Mohawk Golf Club House	265,000.00	-	48,932.00	234,292.51	-	-	30,707.49
405	147220	Page Belcher Improvements	400,000.00	-	4,976.00	181,790.20	-	-	218,209.80
405	147230	Savage Park Improvements	120,000.00	-	-	15,313.82	8,501.87	-	96,184.31

Fund 405

2014 SALES TAX

as of: 11/30/2023

FUND	PROJECT	TITLE	REVISED BUDGET	MTD ACTUAL	YTD ACTUAL	LTD ACTUAL	ENC	COMM	BALANCE
405	147240	Whiteside Plumbing Repairs	355,000.00	-	-	251,097.34	(0.00)	-	103,902.66
405	147250	Woodward: Comp Landscaping	4,850,000.00	15,413.36	15,952.96	1,189,947.73	58,861.39	-	3,601,190.88
405	147260	Cousins Park Improvements	1,975,000.00	-	-	-	-	-	1,975,000.00
405	147270	Carl Smith Improvements	185,000.00	-	-	76,935.35	7,388.98	-	100,675.67
405	147300	Chamberlain - Pool Reconstruct	2,424,185.98	-	2,000.00	243,526.09	25,057.68	-	2,155,602.21
405	147400	Lacy - Pool	2,640,000.00	-	-	2,634,677.94	2,450.08	-	2,871.98
405	147500	Mcclure - Pool	4,725,000.00	-	-	4,521,834.20	10,372.73	-	192,793.07
405	147510	Whiteside Pool	1,350,000.00	-	-	1,349,674.19	0.00	-	325.81
405	147520	Playground Safety Surfaces	7,300,000.00	99,930.49	202,747.43	3,256,023.58	208,884.24	-	3,835,092.18
405	148100	Annual Economic Development	6,675,000.00	-	675.56	4,366,163.11	1,218,284.70	-	1,090,552.19
405	148110	Op Ser - Strategic Mobility	1,500,000.00	-	-	528,679.00	20,000.00	-	951,321.00
405	148120	Op Ser - Corridor & Small Ar	2,000,000.00	-	-	1,132,935.44	7,390.19	-	859,674.37
405	148130	Op Ser - Northland Str. Acq	5,000,000.00	-	-	2,695,971.00	13,917.50	-	2,290,111.50
405	148140	Retail and Res Development	4,000,000.00	-	-	3,998,400.00	-	-	1,600.00
405	148150	Pearl District Flood Control	5,000,000.00	-	-	2,747,184.21	96,884.93	-	2,155,930.86
405	148160	Charles Page Boulevard - Plan	445,000.00	73,900.00	73,900.00	200,206.51	13,295.96	-	231,497.53
405	148170	Eugene Field Redevelopment	10,900,000.00	8,215.90	57,224.04	9,173,962.85	1,522,685.72	-	203,351.43
405	148180	Route 66 Restrooms & Parking	550,000.00	-	-	524,394.54	0.00	-	25,605.46
405	149100	Transit Coach & Lift Match	14,750,000.00	-	70,000.00	9,462,573.60	-	-	5,287,426.40
405	149200	Peoria (Brt) Project	14,052,005.06	-	-	13,634,729.05	2.00	-	417,274.01
405	170050	Tulsa Zoo & Living Museum	198,271.82	-	-	-	198,271.82	-	-
405	19340000Z	Zoo Playground	1,451,728.18	-	-	1,451,728.18	-	-	(0.00)
405	2059FR0046	Consulting Services - Match	70,500.00	-	-	27,488.00	-	-	43,012.00
405	2125X0001Z	Computer Aided Dispatch (CAD)	660,000.00	-	-	659,998.00	-	-	2.00
405	2132X0001Z	MTTA Parking Lot	947,994.94	-	-	689,501.75	-	-	258,493.19
405	2134B0001Z	Gilcrease Museum Facility Imp	8,262,134.89	6,363,924.23	6,363,924.23	8,136,581.57	125,553.32	-	-
			\$ 579,639,705.22	\$ 7,156,089.23	\$ 9,944,819.12	\$ 423,516,886.98	\$ 29,585,726.01	\$ -	\$ 126,537,092.23

2020 SALES TAX

FUND 409

(2020 SALES TAX FUND)

**CITY OF TULSA, OKLAHOMA
SALES TAX OVERVIEW COMMITTEE REPORT
FUND 409 - 2020 SALES TAX**

**STATEMENT OF REVENUES, EXPENDITURES AND ENCUMBRANCES
FOR THE FIVE MONTHS ENDED NOVEMBER 30, 2023**

	FY ESTIMATED REVENUES/ LIFE-TO-DATE APPROPRIATIONS	CURRENT MONTH	ACTUAL YEAR TO DATE	LIFE TO DATE	OUTSTANDING REVENUES/ BALANCE OF APPROPRIATIONS
Revenue					
Sales Tax	\$ 41,840,595.00	\$ 3,607,985.82	\$ 18,368,450.67	\$ 103,968,902.65	\$ 23,472,144.33
Donations					
Interest on Investments		86,309.47	386,997.44	1,153,704.10	(386,997.44)
Intergovernmental Revenue					
Federal, State & Local grants					
Transfers from other funds					
Miscellaneous Revenue					
Total Revenue	<u>41,840,595.00</u>	<u>3,694,295.29</u>	<u>18,755,448.11</u>	<u>105,122,606.75</u>	<u>23,085,146.89</u>
Expenditures					
Project Expenditures	<u>111,033,334.00</u>	<u>1,338,162.93</u>	<u>11,095,650.73</u>	<u>53,700,450.03</u>	<u>57,332,883.97</u>
Total Expenditures	<u>111,033,334.00</u>	<u>1,338,162.93</u>	<u>11,095,650.73</u>	<u>53,700,450.03</u>	<u>57,332,883.97</u>
Excess (Deficiency) of Revenue Over Expenditures			7,659,797.38	51,422,156.72	
Completed Projects Encumbrances			<u>9,116,983.05</u>	<u>9,116,983.05</u>	
Excess (Deficiency) of Revenue Over Expenditures and Encumbrances			(1,457,185.67)	42,305,173.67	
June 30, 2022 Ending Fund Balance			25,377,927.47		
Prior year expenditures					
June 30, 2022 Encumbrances			<u>18,384,431.87</u>		
Adjusted Beginning Fund Balance			43,762,359.34		
Ending Fund Balance			<u>\$ 42,305,173.67</u>	<u>\$ 42,305,173.67</u>	

Fund 409

2022 SALES TAX

as of: 11/30/2023

FUND	PROJECT	TITLE	REVISED BUDGET	MTD ACTUAL	YTD ACTUAL	LTD ACTUAL	ENC	COMM	BALANCE
409	2215X00001	Capital Equipment	33,833,334.00	939,814.84	4,699,074.20	27,254,630.12	-	-	6,578,703.88
409	2225X00013	Fire Apparatus and Equipment	18,600,000.00	-	-	10,189,768.35	5,134,778.05	-	3,275,453.60
409	2225X00014	911 Station Alert System	3,000,000.00	-	-	-	-	-	3,000,000.00
409	2225X00015	Police Helicopter Replacement	4,700,000.00	-	4,022,634.00	4,022,634.00	677,366.00	-	-
409	2225X00016	Municipal Lockup Data Storage	510,000.00	-	-	-	-	-	510,000.00
409	2234B00000	Greenwood Cultural Center Reha	5,340,000.00	-	-	240,905.58	592,619.45	-	4,506,474.97
409	2234B00004	Gilcrease Museum Improvements	6,660,000.00	-	-	6,660,000.00	-	-	-
409	2234B00006	CW- Public Facilities - Roofs	1,400,000.00	89,119.29	417,610.44	682,529.73	382,381.42	-	335,088.85
409	2234B00007	Animal Shelter Phase II	2,080,000.00	-	-	-	-	-	2,080,000.00
409	2234B00008	One Technology Center - Maint/	300,000.00	-	1,100.88	26,297.48	-	-	273,702.52
409	2234B00024	CW - Public Facilities Rehab/R	2,950,000.00	290,639.48	456,834.03	481,765.58	1,105,314.19	-	1,362,920.23
409	2234B00025	ADA Imp for City Facilities	1,250,000.00	-	1,447.70	1,447.70	-	-	1,248,552.30
409	2235X00019	Transit Fleet Replacement	6,300,000.00	-	628,286.00	1,713,617.80	-	-	4,586,382.20
409	2236S00002	Parking Facilities	8,000,000.00	-	-	8,000,000.00	-	-	-
409	2242P00030	Swan Lake Rehabilitation	1,700,000.00	-	-	25,466.62	102,881.96	-	1,571,651.42
409	2244B00009	CW - Park Facilities	5,250,000.00	18,589.32	418,914.17	747,784.96	1,021,897.60	3,500.00	3,476,817.44
409	2244B00027	ADA Imp for City Parks	1,000,000.00	-	-	-	-	-	1,000,000.00
409	2244P00010	CW - Outdoor Park Play Ameniti	500,000.00	-	-	-	-	-	500,000.00
409	2244P00011	CW - Tennis Court Rehab/Replac	1,200,000.00	-	-	-	95,141.88	-	1,104,858.12
409	2244P00012	Fred Johnson Rehab	3,125,000.00	-	5,312.00	39,950.00	-	-	3,085,050.00
409	2258X00017	CW - Eco Devo Infrastructure	2,850,000.00	-	-	-	-	-	2,850,000.00
409	2259X00018	CW - Commtty Dev Priority Proje	485,000.00	-	136,357.50	332,405.93	1,102.50	-	151,491.57
			\$ 111,033,334.00	\$ 1,338,162.93	\$ 10,787,570.92	\$ 60,419,203.85	\$ 9,113,483.05	\$ 3,500.00	\$ 41,497,147.10

2016 VISION TULSA ECONOMIC DEVELOPMENT SALES FUND

FUND 4000

(2016 LIMITED PURPOSE TEMPORARY SALES TAX FUND)

**CITY OF TULSA, OKLAHOMA
SALES TAX OVERVIEW COMMITTEE REPORT
FUND 4000 - 2016 VISION TULSA ECONOMIC DEVELOPMENT**

**STATEMENT OF REVENUES, EXPENDITURES AND ENCUMBRANCES
FOR THE FIVE MONTHS ENDED NOVEMBER 30, 2023**

	FY ESTIMATED REVENUES/ LIFE-TO-DATE APPROPRIATIONS	CURRENT MONTH	ACTUAL YEAR TO DATE	LIFE TO DATE	OUTSTANDING REVENUES/ BALANCE OF APPROPRIATIONS
Revenue					
Sales Tax	\$ 74,848,175.00	\$ 6,454,285.75	\$ 32,859,117.33	\$ 332,711,135.51	\$ 41,989,057.67
Donations					
Interest on Investments		171,225.28	737,065.64	4,114,956.78	(737,065.64)
Intergovernmental Revenue					
Federal, State & Local grants					
Transfers from other funds					
Miscellaneous Revenue					
Total Revenue	<u>74,848,175.00</u>	<u>6,625,511.03</u>	<u>33,596,182.97</u>	<u>336,826,092.29</u>	<u>41,251,992.03</u>
Expenditures					
Project Expenditures	<u>332,123,894.98</u>	<u>5,941,837.05</u>	<u>25,076,592.78</u>	<u>248,511,003.57</u>	<u>83,612,891.41</u>
Total Expenditures	<u>332,123,894.98</u>	<u>5,941,837.05</u>	<u>25,076,592.78</u>	<u>248,511,003.57</u>	<u>83,612,891.41</u>
Excess (Deficiency) of Revenue Over Expenditures			8,519,590.19	88,315,088.72	
Completed Projects Encumbrances			<u>2,390,383.92</u>	<u>2,390,383.92</u>	
Excess (Deficiency) of Revenue Over Expenditures and Encumbrances			6,129,206.27	85,924,704.80	
June 30, 2023 Ending Fund Balance			77,299,614.67		
Prior year expenditures					
June 30, 2023 Encumbrances			<u>2,495,883.86</u>		
Adjusted Beginning Fund Balance			79,795,498.53		
Ending Fund Balance			<u>\$ 85,924,704.80</u>	<u>\$ 85,924,704.80</u>	

Fund 4000
45230

as of: 11/30/2023

FUND	PROJECT	TITLE	REVISED BUDGET	MTD ACTUAL	YTD ACTUAL	LTD ACTUAL	ENC	COMM	BALANCE
4000	170000	Williams Crossing Bridge Xfer	21,690,000.00	1,118,415.37	1,438,909.39	19,409,893.94	1,692,035.96	-	588,070.10
4000	170005	Low-Water Dam and Pedestrian B	15,974,000.00	-	-	-	-	-	15,974,000.00
4000	170010	Turkey Mountain Urban Wilderne	2,600,000.00	-	-	2,600,000.00	-	-	-
4000	170015	Levee Dist #12 Rehab (Match)	5,000,000.00	-	-	-	-	-	5,000,000.00
4000	170020	Trail E Bank 101 Cousins Park	2,400,000.00	-	-	69,165.48	19.59	-	2,330,814.93
4000	170025	23rd Jackson Redevelop Study	1,000,000.00	-	-	762,600.95	610.71	-	236,788.34
4000	170035	Cox Center & Dist Master Plan	14,100,000.00	-	-	14,100,000.00	(0.00)	-	0.00
4000	170060	BMX National Headquarters	5,801.19	-	-	-	-	-	5,801.19
4000	170065	South Mingo Corridor	1,000,000.00	-	22,703.50	1,000,000.00	-	-	-
4000	170075	Capital Equip (Non Pub Safety)	9,000,000.00	250,000.00	1,250,000.00	7,250,000.00	-	-	1,750,000.00
4000	170080ENGR	CW & Rt 66 Beaut Rvst_ENGR	1,500,000.00	-	-	-	-	-	1,500,000.00
4000	170080MOED	CW & Rt 66 Beaut Rvst_MOED	3,550,000.00	-	-	2,357,000.00	228,000.00	-	965,000.00
4000	170080PLAN	CW & Rt 66 Beaut Rvst_PLAN	1,620,093.79	2,500.00	33,722.81	812,571.31	267,758.86	50,000.00	489,763.62
4000	170085	Peoria - Mohawk: Business Park	3,300,000.00	-	-	1,817,410.02	0.00	-	1,482,589.98
4000	170090	Public School Partnership	8,600,000.00	-	-	5,353,154.65	-	-	3,246,845.35
4000	170095	Community Health Connection	4,570,000.00	-	-	4,570,000.00	-	-	-
4000	170105	Discovery Lab Site	-	-	-	-	-	-	-
4000	170110	N Peoria Conn 56-Mohawk	3,100,000.00	-	-	-	-	-	3,100,000.00
4000	170125	McCullough Park	3,060,000.00	130.00	130.00	3,016,458.89	1,058.80	-	42,482.31
4000	170145	Tulsa Arts Commission	1,050,000.00	11,000.00	34,100.00	713,289.19	150,900.00	-	185,810.81
4000	170155	PAC Improvement Master Plan	1,000,000.00	-	-	1,000,000.00	-	-	0.00
4000	170160	Transfer to TPFA 2017	228,004,000.00	4,559,791.68	22,282,758.37	184,208,883.38	-	-	43,795,116.62
			\$ 332,123,894.98	\$ 5,941,837.05	\$ 25,062,324.07	\$ 249,040,427.81	\$ 2,340,383.92	\$ 50,000.00	\$ 80,693,083.25

2016 VISION ADVANCE FUNDED REVENUE BOND FUND

FUND 4001

(2016 ADVANCE FUNDED BOND FUND)

**CITY OF TULSA, OKLAHOMA
SALES TAX OVERVIEW COMMITTEE REPORT
FUND 4001 - 2017 VISION ECONOMIC DEVELOPMENT BOND ISSUE 1**

**STATEMENT OF REVENUES, EXPENDITURES AND ENCUMBRANCES
FOR THE FIVE MONTHS ENDED NOVEMBER 30, 2023**

	FY ESTIMATED REVENUES/ LIFE-TO-DATE APPROPRIATIONS	CURRENT MONTH	ACTUAL YEAR TO DATE	LIFE TO DATE	OUTSTANDING REVENUES/ BALANCE OF APPROPRIATIONS
Revenue					
Bond Sale Receipts	\$	\$	\$	\$ 115,300,000.00	\$
Donations					
Miscellaneous Revenue				3,175,000.00	
Total Revenue				<u>118,475,000.00</u>	
Expenditures					
Project Expenditures	118,475,000.00		7,355.72	114,917,509.12	3,557,490.88
Total Expenditures	<u>118,475,000.00</u>		<u>7,355.72</u>	<u>114,917,509.12</u>	<u>3,557,490.88</u>
Excess (Deficiency) of Revenue Over Expenditures			(7,355.72)	3,557,490.88	
Completed Projects Encumbrances			<u>1,169,397.39</u>	<u>1,169,397.39</u>	
Excess (Deficiency) of Revenue Over Expenditures and Encumbrances			(1,176,753.11)	2,388,093.49	
June 30, 2022 Ending Fund Balance			2,373,213.10		
Prior year expenditures					
June 30, 2022 Encumbrances			<u>1,191,633.50</u>		
Adjusted Beginning Fund Balance			<u>3,564,846.60</u>		
Ending Fund Balance			<u>\$ 2,388,093.49</u>	<u>\$ 2,388,093.49</u>	

Fund 4001
2017 VISION ED ISSUE 1

as of: 11/30/2023

FUND	PROJECT	TITLE	REVISED BUDGET	MTD ACTUAL	YTD ACTUAL	LTD ACTUAL	ENC	COMM	BALANCE
4001	170000	Zink Lake and Related Improve	24,425,000.00	-	-	24,299,862.85	125,137.15	-	(0.00)
4001	170030	Gilcrease Museum Expansion	1,000,000.00	-	-	1,000,000.00	-	-	(0.00)
4001	170035	Cox Center & Dist Master Plan	13,250,000.00	-	-	13,144,135.27	104,865.74	-	998.99
4001	170040	Tulsa Fairgrounds	26,325,000.00	-	-	26,325,000.00	0.00	-	(0.00)
4001	170045	Airport Infrastructure	9,100,000.00	-	-	8,879,996.59	220,003.41	-	0.00
4001	170055	Langston Health Complex Exp	1,800,000.00	-	-	1,800,000.00	-	-	0.00
4001	170060	BMX National Headquarters	1,350,000.00	-	-	1,350,000.00	(0.00)	-	0.00
4001	170065	South Mingo Corridor	11,000,000.00	-	4,612.95	8,410,565.03	689,391.09	-	1,900,043.88
4001	170070	Public School Safety First	5,000,000.00	-	1,350.00	4,986,572.00	(0.00)	-	13,428.00
4001	170095	Community Health Connection	5,405,000.00	-	-	5,405,000.00	-	-	-
4001	170100	Air National Guard Training Ce	9,400,000.00	-	-	9,370,000.00	30,000.00	-	0.00
4001	170110	N Peoria Conn 56-Mohawk	900,000.00	-	-	900,000.00	-	-	(0.00)
4001	170115	TCC Career Placement	5,320,000.00	-	-	5,320,000.00	-	-	-
4001	170120	UCAT Auth OSU Tulsa	-	-	-	-	-	-	-
4001	170130	Mohawk Sports Complex	3,500,000.00	-	-	3,475,000.00	(0.00)	-	25,000.00
4001	170135	Go Plan Priority Projects	-	-	-	-	-	-	-
4001	170140	Rt 66 Village Train Depot	400,000.00	-	-	400,000.00	-	-	-
4001	170150A	2017 Vision ED Issue Costs_1	300,000.00	-	-	226,339.38	-	-	73,660.62
			\$ 118,475,000.00	\$ -	\$ 5,962.95	\$ 115,292,471.12	\$ 1,169,397.39	\$ -	\$ 2,013,131.49

**2016 VISION ADVANCE FUNDED
REVENUE BOND FUND**

FUND 4003

(2016 ADVANCE FUNDED BOND FUND)

**CITY OF TULSA, OKLAHOMA
SALES TAX OVERVIEW COMMITTEE REPORT
FUND 4003 - 2017 VISION ECONOMIC DEVELOPMENT BOND ISSUE 2**

**STATEMENT OF REVENUES, EXPENDITURES AND ENCUMBRANCES
FOR THE FIVE MONTHS ENDED NOVEMBER 30, 2023**

	FY ESTIMATED REVENUES/ LIFE-TO-DATE APPROPRIATIONS	CURRENT MONTH	ACTUAL YEAR TO DATE	LIFE TO DATE	OUTSTANDING REVENUES/ BALANCE OF APPROPRIATIONS
Revenue					
Bond Sale Receipts	\$	\$	\$	\$ 118,100,000.00	\$
Donations					
Miscellaneous Revenue					
Total Revenue				<u>118,100,000.00</u>	
Expenditures					
Project Expenditures	118,100,000.00	136,746.33	4,530,153.79	115,338,662.89	2,761,337.11
Total Expenditures	<u>118,100,000.00</u>	<u>136,746.33</u>	<u>4,530,153.79</u>	<u>115,338,662.89</u>	<u>2,761,337.11</u>
Excess (Deficiency) of Revenue Over Expenditures			(4,530,153.79)	2,761,337.11	
Completed Projects Encumbrances			<u>1,127,382.90</u>	<u>1,127,382.90</u>	
Excess (Deficiency) of Revenue Over Expenditures and Encumbrances			(5,657,536.69)	1,633,954.21	
June 30, 2022 Ending Fund Balance			1,616,107.21		
Prior year expenditures					
June 30, 2022 Encumbrances			<u>5,675,383.69</u>		
Adjusted Beginning Fund Balance			7,291,490.90		
Ending Fund Balance			<u>\$ 1,633,954.21</u>	<u>\$ 1,633,954.21</u>	

Fund 4003
2017 VISION ED ISSUE 2

as of: 11/30/2023

FUND	PROJECT	TITLE	REVISED BUDGET	MTD ACTUAL	YTD ACTUAL	LTD ACTUAL	ENC	COMM	BALANCE
4003	170000	Zink Lake and Related Improvem	16,885,000.00	136,617.55	985,767.03	16,885,000.00	(0.00)	-	0.00
4003	170005	Low-Water Dam and Pedestrian B	-	-	-	-	-	-	-
4003	170010	Turkey Mountain Urban Wilderne	5,000,000.00	-	-	4,999,980.00	-	-	20.00
4003	170030	Gilcrease Museum Expansion	6,000,000.00	128.78	3,252.76	6,000,000.00	(0.00)	-	(0.00)
4003	170035	Cox Center & Dist Master Plan	27,650,000.00	-	-	27,301,956.98	1,590.74	-	346,452.28
4003	170040	Tulsa Fairgrounds	3,675,000.00	-	-	3,675,000.00	-	-	0.00
4003	170045	Airport Infrastructure	9,100,000.00	-	-	9,100,000.00	-	-	-
4003	170050	Tulsa Zoo & Living Museum	3,000,000.00	-	-	2,999,168.24	831.76	-	(0.00)
4003	170055	Langston Health Complex Exp	11,450,000.00	-	-	11,450,000.00	-	-	-
4003	170060	BMX National Headquarters	13,650,000.00	-	3,800.00	13,418,982.92	0.00	-	231,017.08
4003	170070	Public School Safety First	4,750,000.00	-	-	4,509,208.16	240,791.84	-	(0.00)
4003	170085	Peoria - Mohawk: Business Park	2,500,000.00	-	-	2,500,000.00	-	-	-
4003	170105	Discovery Lab Site	8,000,000.00	-	-	8,000,000.00	-	-	-
4003	170110	N Peoria Conn 56-Mohawk	3,000,000.00	-	-	1,915,755.95	864,168.56	-	220,075.49
4003	170125	McCullough Park	540,000.00	-	10,870.26	540,000.00	-	-	(0.00)
4003	170140	Rt 66 Village Train Depot	2,600,000.00	-	-	2,575,337.93	-	20,000.00	4,662.07
4003	170150B	2017 Vision ED Issue Bond Cost	300,000.00	-	-	266,171.09	-	-	33,828.91
			\$ 118,100,000.00	\$ 136,746.33	\$ 1,003,690.05	\$ 116,136,561.27	\$ 1,107,382.90	\$ 20,000.00	\$ 836,055.83

**2016 VISION ADVANCE FUNDED
REVENUE BOND FUND**

FUND 4004

(2016 ADVANCE FUNDED BOND FUND)

**CITY OF TULSA, OKLAHOMA
SALES TAX OVERVIEW COMMITTEE REPORT
FUND 4004 - 2017 VISION ECONOMIC DEVELOPMENT BOND ISSUE 3**

**STATEMENT OF REVENUES, EXPENDITURES AND ENCUMBRANCES
FOR THE FIVE MONTHS ENDED NOVEMBER 30, 2023**

	FY ESTIMATED REVENUES/ LIFE-TO-DATE APPROPRIATIONS	CURRENT MONTH	ACTUAL YEAR TO DATE	LIFE TO DATE	OUTSTANDING REVENUES/ BALANCE OF APPROPRIATIONS
Revenue					
Bond Sale Receipts	\$	\$	\$	\$ 114,025,000.00	\$
Donations					
Miscellaneous Revenue					
Total Revenue				<u>114,025,000.00</u>	
Expenditures					
Project Expenditures	<u>114,025,000.00</u>	<u>1,836,845.27</u>	<u>12,794,545.02</u>	<u>70,818,563.04</u>	<u>43,206,436.96</u>
Total Expenditures	<u>114,025,000.00</u>	<u>1,836,845.27</u>	<u>12,794,545.02</u>	<u>70,818,563.04</u>	<u>43,206,436.96</u>
Excess (Deficiency) of Revenue Over Expenditures			(12,794,545.02)	43,206,436.96	
Completed Projects Encumbrances			<u>20,530,921.85</u>	<u>20,530,921.85</u>	
Excess (Deficiency) of Revenue Over Expenditures and Encumbrances			(33,325,466.87)	22,675,515.11	
June 30, 2022 Ending Fund Balance			21,151,754.78		
Prior year expenditures					
June 30, 2022 Encumbrances			<u>34,849,227.20</u>		
Adjusted Beginning Fund Balance			<u>56,000,981.98</u>		
Ending Fund Balance			<u>\$ 22,675,515.11</u>	<u>\$ 22,675,515.11</u>	

Fund 4004
2017 VISION ED ISSUE 3

as of: 11/30/2023

FUND	PROJECT	TITLE	REVISED BUDGET	MTD ACTUAL	YTD ACTUAL	LTD ACTUAL	ENC	COMM	BALANCE
4004	170005	Low-Water Dam and Pedestrian B	2,800,000.00	-	-	47.05	-	-	2,799,952.95
4004	170030	Gilcrease Museum Expansion	58,000,000.00	1,311,929.12	8,928,886.94	47,051,008.66	6,230,998.25	-	4,717,993.09
4004	170045	Airport Infrastructure	9,100,000.00	540.16	540.16	2,127,326.67	1,454,169.25	-	5,518,504.08
4004	170050	Tulsa Zoo & Living Museum	22,000,000.00	20,160.11	2,234,750.01	11,192,528.05	10,042,182.44	-	765,289.51
4004	170055	Langston Health Complex Exp	3,000,000.00	-	-	3,000,000.00	-	-	-
4004	170060	BMX National Headquarters	3,600,000.00	-	-	3,600,000.00	(0.00)	-	-
4004	170065	South Mingo Corridor	3,000,000.00	-	-	-	-	-	3,000,000.00
4004	170070	Public School Safety First	4,750,000.00	504,215.88	939,402.86	1,946,428.09	2,803,571.91	-	(0.00)
4004	170080MOED	CW & Rt 66 Beaut Reinvestment_	150,000.00	-	-	-	-	-	150,000.00
4004	170085	Peoria - Mohawk Business Park	4,200,000.00	-	9,660.00	1,842,364.40	-	-	2,357,635.60
4004	170135	Go Plan Priority Projects	3,125,000.00	-	-	3,125,000.00	(0.00)	-	0.00
4004	170150C	2017 Vision ED Issue Bond Cost	300,000.00	-	-	251,746.96	-	-	48,253.04
			\$ 114,025,000.00	\$ 1,836,845.27	\$ 12,113,239.97	\$ 74,136,449.88	\$ 20,530,921.85	\$ -	\$ 19,357,628.27

2008 GO BOND FUNDS

FUNDS 4260-4266 COMBINED

(2008 GENERAL OBLIGATION BOND FUNDS)

**CITY OF TULSA, OKLAHOMA
SALES TAX OVERVIEW COMMITTEE REPORT
FUND 4260-4266 - 2008 GO BOND FUNDS**

**STATEMENT OF REVENUES, EXPENDITURES AND ENCUMBRANCES
FOR THE FIVE MONTHS ENDED NOVEMBER 30, 2023**

	FY ESTIMATED REVENUES/ LIFE-TO-DATE APPROPRIATIONS	CURRENT MONTH	ACTUAL YEAR TO DATE	LIFE TO DATE	OUTSTANDING REVENUES/ BALANCE OF APPROPRIATIONS
Revenue					
Bond Sale Receipts	\$	\$	\$	\$ 285,000,000.00	\$
Donations					
Miscellaneous Revenue					
Total Revenue				285,000,000.00	
Expenditures					
Project Expenditures	230,054,936.55		3,980,618.46	230,054,936.55	
Total Expenditures	230,054,936.55		3,980,618.46	230,054,936.55	
Excess (Deficiency) of Revenue Over Expenditures			(3,980,618.46)	54,945,063.45	
Completed Projects Encumbrances				54,945,063.45	
Excess (Deficiency) of Revenue Over Expenditures and Encumbrances			(3,980,618.46)		
June 30, 2022 Ending Fund Balance			3,980,618.46		
Prior year expenditures					
June 30, 2022 Encumbrances					
Adjusted Beginning Fund Balance			3,980,618.46		
Ending Fund Balance			\$	\$	

Fund
2008 GO BOND

426

as of: 11/30/2023

\$ 230,054,936.55 \$ - \$ - \$ 230,054,936.55 \$ 0.00 \$ - \$ (0.00)

Project	Project Title	Revised Budget	MTD Actual	YTD Actual	LTD Actual	Encumb	Committed	Balance
104003	61st S-33rd W Ave to Union	1,396,673.54	-	-	1,396,673.54	-	-	0.00
104004	71st S-Hwy 75 to Arkansas Rive	3,960,048.74	-	-	3,960,048.74	-	-	-
104005	81ST S-YALE AVE TO SHERIDAN	923,488.36	-	-	923,488.36	-	-	-
104006	101St S-Harvard Ave To Yale	4,708,361.56	-	-	4,708,361.56	(0.00)	-	0.00
104008	129th E Ave-21st S to 11th	1,024,994.29	-	-	1,024,994.29	-	-	-
104009	Citywide-Arterial Rehab&Cons	1,027,656.28	-	-	1,027,656.28	-	-	-
104010	Citywide-Arterial Sidewalk R	400,000.00	-	-	400,000.00	-	-	-
104011	Citywide - Trails	1,000,000.00	-	-	1,000,000.00	-	-	-
104012	Citywide-Railroad Crossings	500,000.00	-	-	500,000.00	-	-	-
104013	Citywide - Local Match	3,000,000.00	-	-	3,000,000.00	-	-	-
104014	Citywide General Eng/Test/In	164,140.00	-	-	164,140.00	(0.00)	-	0.00
104015	Citywide Nonarterial Reh&Re	2,870,000.00	-	-	2,870,000.00	-	-	0.00
104016	Citywide Nonarterial Sidewlk	300,000.00	-	-	300,000.00	-	-	-
104018	129th E Ave Admiral to Pine	2,266,780.70	-	-	2,266,780.70	0.00	-	0.00
104020	Citywide-Arterial Rt&Pv Main	3,694,184.00	-	-	3,694,184.00	(0.00)	-	0.00
104023	Lewis Ave 21st to 11th	-	-	-	-	-	-	-
104024	Memorial Ave 11Th To Admiral	-	-	-	-	-	-	-
1040316324	Admiral & Memorial Intersect	445,721.30	-	-	445,721.30	-	-	-
104032	River Road - 111th to 101st	884,830.08	-	-	884,830.08	-	-	-
104033	61St & Memorial Intersection	817,595.75	-	-	817,595.75	-	-	-
104035	Pine St 129th E Ave Intersec	1,083,614.80	-	-	1,083,614.80	-	-	(0.00)
104036	Harvard Ave - 61St S To 51St	4,124,138.14	-	-	4,124,138.14	-	-	-
104037	Apache St-Yale To Sheridan	395,997.45	-	-	395,997.45	(0.00)	-	0.00
104038	Cinci/Detroit-I244 To Jasper	710,000.00	-	-	710,000.00	-	-	-
104039	Harvard Ave-Admiral To Pine	426,655.29	-	-	426,655.29	-	-	-
104040	Lewis Ave-36Th St N To 46Th	450,400.19	-	-	450,400.19	-	-	(0.00)
104041	Memorial Dr-21St St S To11Th	1,066,589.14	-	-	1,066,589.14	-	-	-
104043	PINE ST-YALE TO SHERIDAN RD	411,176.00	-	-	411,176.00	0.00	-	(0.00)
104045	River Rd-111Th St S To 101St	297,000.00	-	-	297,000.00	-	-	-
104046	Riverside Dr-41St St S To 31	472,541.00	-	-	472,541.00	-	-	-
104047	Union Ave-51St St S To 41St	700,000.00	-	-	700,000.00	-	-	-
104049	21st St S Utica Ave Intersect	200,000.00	-	-	200,000.00	-	-	-
104050	31St St S-Harvard Intersect	300,000.00	-	-	300,000.00	-	-	-
104051	36TH ST N-LEWIS AVE INTERSEC	248,140.69	-	-	248,140.69	0.00	-	(0.00)
104052	41St St S-Harvard Intersect	413,881.00	-	-	413,881.00	-	-	-
104053	Pine St- Yale Ave Intersect	500,000.00	-	-	500,000.00	-	-	-
104054	Citywide-Gen Engr/Test/Inspe	451,860.00	-	-	451,860.00	-	-	-
104060	Bridge 160-5400 E. Apache St	3,444,992.49	-	-	3,444,992.49	-	-	-
104061	Bridge 163-100 S Boulder Ave	7,284,170.84	-	-	7,284,170.84	-	-	-
104062	Bridge 228-3200 S. Riverside	288,476.00	-	-	288,476.00	-	-	0.00
104063	Bridge 234-4200 S. Union Ave	497,012.27	-	-	497,012.27	-	-	-
104064	Bridge 290-200 N 49th W Ave	1,687,083.90	-	-	1,687,083.90	-	-	(0.00)
104065	Bridge 318A 10100 S 72nd E A	3,837,026.52	-	-	3,837,026.52	-	-	(0.00)
104102	Maintenance Zone 1001 (Sw)	2,024,232.64	-	-	2,024,232.64	-	-	-
104106	Maintenance Zone 1006	3,155,338.38	-	-	3,155,338.38	-	-	-
104107	Maintenance Zone 1007	8,150,155.45	-	-	8,150,155.45	0.00	-	(0.00)
104171	Maintenance Zone 1071	1,662,194.41	-	-	1,662,194.41	-	-	-
104230	Maintenance Zone 2130	757,539.81	-	-	757,539.81	-	-	-
104231	Maintenance Zone 2131	2,451,015.56	-	-	2,451,015.56	-	-	-

Fund
2008 GO BOND

426

as of: 11/30/2023

\$ 230,054,936.55 \$ - \$ - \$ 230,054,936.55 \$ 0.00 \$ - \$ (0.00)

Project	Project Title	Revised Budget	MTD Actual	YTD Actual	LTD Actual	Encumb	Committed	Balance
104266	Maintenance Zone 2065 C	5,429,106.70	-	-	5,429,106.70	0.00	-	(0.00)
104303	Maintenance Zone 3003	1,715,018.19	-	-	1,715,018.19	-	-	-
104307	Maintenance Zone 3007	1,685,140.62	-	-	1,685,140.62	-	-	-
104309	Maintenance Zone 3009	3,664,377.59	-	-	3,664,377.59	-	-	-
104310	Maintenance Zone 3010	3,825,661.04	-	-	3,825,661.04	-	-	-
104311	Maintenance Zone 3011	678,300.11	-	-	678,300.11	-	-	-
104317	Maintenance Zone 3017	1,672,100.70	-	-	1,672,100.70	-	-	(0.00)
104413	Maintenance Zone 4013	4,725,252.22	-	-	4,725,252.22	-	-	-
104415	Maintenance Zone 4015	3,037,188.65	-	-	3,037,188.65	-	-	(0.00)
104416	Maintenance Zone 4016	7,304,489.05	-	-	7,304,489.05	-	-	-
104467	Maintenance Zone 4067 (A)	3,000,140.22	-	-	3,000,140.22	-	-	-
104525	Maintenance Zone 5025	5,027,770.95	-	-	5,027,770.95	(0.00)	-	0.00
104533	Maintenance Zone 5033	2,527,651.81	-	-	2,527,651.81	-	-	(0.00)
104534	Maintenance Zone 5034	5,535,532.71	-	-	5,535,532.71	-	-	(0.00)
104541	Maintenance Zone 5041	5,454,744.30	-	-	5,454,744.30	-	-	-
104619	Maintenance Zone 6019	1,769,054.10	-	-	1,769,054.10	-	-	-
104628	Maintenance Zone 6028	6,365,510.34	-	-	6,365,510.34	-	-	-
104642	Maintenance Zone 6042	3,548,988.07	-	-	3,548,988.07	-	-	-
104651	Maintenance Zone 6151	5,090,498.00	-	-	5,090,498.00	-	-	(0.00)
104747	Maintenance Zone 7046	2,285,961.71	-	-	2,285,961.71	-	-	-
104753	Maintenance Zone 7053	6,766,990.82	-	-	6,766,990.82	-	-	0.00
104759	Maintenance Zone 7059	2,180,027.87	-	-	2,180,027.87	-	-	-
104760	Maintenance Zone 7060	1,404,314.01	-	-	1,404,314.01	-	-	-
104803	Maintenance Zone 8103	3,883,263.82	-	-	3,883,263.82	-	-	(0.00)
104807	Maintenance Zone 8107	1,865,736.82	-	-	1,865,736.82	-	-	-
104813	Maintenance Zone 8113	3,451,308.54	-	-	3,451,308.54	-	-	-
104863	Maintenance Zone 8063	4,744,774.00	-	-	4,744,774.00	-	-	-
104928	Maintenance Zone 9029 (W)	8,101,606.56	-	-	8,101,606.56	-	-	(0.00)
104930	Maintenance Zone 9030	3,387,206.36	-	-	3,387,206.36	-	-	-
104931	Maintenance Zone 9031	148,855.68	-	-	148,855.68	-	-	-
104936	Maintenance Zone 9036	2,360,756.60	-	-	2,360,756.60	-	-	-
104937	Maintenance Zone 9037	986,951.95	-	-	986,951.95	-	-	-
104944	Maintenance Zone 9044	579,000.00	-	-	579,000.00	-	-	-
134001	5th Street Frisco to Denver	7,221,994.13	-	-	7,221,994.13	-	-	-
144022	Art/NonArt Routine & Preventio	7,164,860.69	-	-	7,164,860.69	0.00	-	(0.00)
144023	CW - Arterial Rt & Pv Main	8,853,905.93	-	-	8,853,905.93	0.00	-	(0.00)
144063	Bridge Replacement And Rehab	2,200,000.00	-	-	2,200,000.00	-	-	-
144101	Yale Ave 81st - 91st Wdn	10,886,657.08	-	-	10,886,657.08	-	-	-
144467	Maintenance Zone 4067	-	-	-	-	-	-	-
144642	Maintenance Zone 6142	400,000.00	-	-	400,000.00	-	-	-
147200	RP - Pedestrian Bridge Imp	2,248,532.04	-	-	2,248,532.04	-	-	-

2014 GO BOND FUNDS

FUND 4270~4274 COMBINED

(2014 GENERAL OBLIGATION BOND FUNDS)

**CITY OF TULSA, OKLAHOMA
SALES TAX OVERVIEW COMMITTEE REPORT
FUND 4270-4276 - 2014 GO BOND FUNDS**

**STATEMENT OF REVENUES, EXPENDITURES AND ENCUMBRANCES
FOR THE FIVE MONTHS ENDED NOVEMBER 30, 2023**

	FY ESTIMATED REVENUES/ LIFE-TO-DATE APPROPRIATIONS	CURRENT MONTH	ACTUAL YEAR TO DATE	LIFE TO DATE	OUTSTANDING REVENUES/ BALANCE OF APPROPRIATIONS
Revenue					
Bond Sale Receipts	\$	\$	\$	\$ 313,615,000.00	\$
Donations					
Miscellaneous Revenue					
Total Revenue				<u>313,615,000.00</u>	
Expenditures					
Project Expenditures	313,615,000.00	623,677.80	8,223,673.49	237,864,910.48	75,750,089.52
Total Expenditures	<u>313,615,000.00</u>	<u>623,677.80</u>	<u>8,223,673.49</u>	<u>237,864,910.48</u>	<u>75,750,089.52</u>
Excess (Deficiency) of Revenue Over Expenditures			(8,223,673.49)	75,750,089.52	
Completed Projects Encumbrances			<u>32,954,895.07</u>	<u>32,954,895.07</u>	
Excess (Deficiency) of Revenue Over Expenditures and Encumbrances			(41,178,568.56)	42,795,194.45	
June 30, 2022 Ending Fund Balance			49,931,261.68		
Prior year expenditures					
June 30, 2022 Encumbrances			<u>34,042,501.33</u>		
Adjusted Beginning Fund Balance			83,973,763.01		
Ending Fund Balance			<u>\$ 42,795,194.45</u>	<u>\$ 42,795,194.45</u>	

Fund
2014 GO BOND

427

as of: 11/30/2023

\$ 313,615,000.00 \$ 623,677.80 \$ 3,462,073.95 \$ 239,797,472.88 \$ 32,954,895.07 \$ - \$ 40,862,632.05

Project	Project Title	Revised Budget	MTD Actual	YTD Actual	LTD Actual	Encumb	Committed	Balance
144000	Bond Issuance Costs	579,999.78	-	-	578,425.68	-	-	1,574.10
144015	Citywide Nonarterial Reh&Re	2,999,950.00	30,280.20	132,445.92	1,702,805.72	1,296,945.86	-	198.42
144016	Citywide Non-Art Sidewalks	500,000.00	-	-	500,000.00	-	-	0.00
144020	Citywide-Arterial Rt&Pv Main	22,167,489.89	-	-	22,141,378.30	26,111.59	-	0.00
144021	Citywide-Nonarterial Rt&Pv M	52,153,841.85	-	241,916.72	51,900,628.34	106,943.82	-	146,269.69
144060	Bridge189 - 4700 N. Iroquois	191,321.19	-	-	191,321.19	-	-	-
144061	Bridge298 - 2100 E. 61St St	66,650.26	-	-	66,650.26	-	-	-
144061	Bridge298 - 2100 E. 61St St.	543,739.50	-	-	543,739.50	-	-	-
144062	Bridge323B - 12000 E. 21St	60,000.00	-	-	60,000.00	-	-	-
144093	Citywide Matching Funds	3,103,170.00	-	151,972.35	3,087,853.51	14,966.49	-	350.00
144094	ODOT Rehab & Replacement	8,200,000.00	4,240.00	4,240.00	5,275,904.52	1,733,219.67	-	1,190,875.81
144106	Maintenance Zone 1006	2,408,802.62	-	-	2,394,359.09	14,443.53	-	0.00
144107	Maintenance Zone 1007	530,000.00	-	-	530,000.00	-	-	-
144110	Citywide-Arterial Sidewalks	1,500,000.00	-	-	1,500,000.00	(0.00)	-	(0.00)
144111	Maintenance Zone 1001	8,275,000.00	4,800.00	41,700.10	5,450,589.14	2,581,315.46	-	243,095.40
144153	Maintenance Zone 1153	4,020,000.00	29,536.84	44,270.12	437,524.13	3,427,278.81	-	155,197.06
144157	Maintenance Zone 1157	3,612,823.69	-	-	3,612,823.69	0.00	-	0.00
144158	Maintenance Zone 1157	2,326,843.29	-	-	2,318,648.48	8,194.81	-	(0.00)
144168	Maintenance Zone 1068	3,600,000.00	-	-	332,346.88	52,340.85	-	3,215,312.27
144173	Maintenance Zone 1073	458,552.85	-	-	458,552.85	-	-	(0.00)
144176	Maintenance Zone 1076	1,678,019.41	-	-	1,678,019.41	0.00	-	-
144199	Maintenance Zone 1099	3,120,000.00	-	-	2,513,214.59	134,284.22	-	472,501.19
144200	Architect and Engineering Serv	330,000.00	-	-	330,000.00	-	-	-
144200	36 St: N MLK - Peoria Ave	2,920,000.00	-	-	2,919,920.00	80.00	-	-
144201	Apache St: Milk - Peoria	2,692,774.79	-	-	2,652,774.79	0.00	-	40,000.00
144202	Apachee: Peoria - Lewis Ave	300,000.00	-	-	300,000.00	-	-	-
144202	Apache: Peoria - Lewis Ave	2,365,000.00	36.99	6,717.99	52,396.29	9,554.63	-	2,303,049.08
144203	W 41st St S 41st W - S 33rd W	1,685,000.00	-	-	1,685,000.00	(0.00)	-	-
144204	S33rd W: 41st St to 51st St	2,730,000.00	5,520.06	145,680.81	819,344.02	1,634,674.92	-	275,981.06
144205	Apache St: Lewis To Harvard	2,070,000.00	3,155.64	3,155.64	1,711,326.15	13,664.87	-	345,008.98
144206	11th St: Peoria to Utica	1,820,000.00	-	-	1,820,000.00	(0.00)	-	0.00
144207	11Th St: Lewis Ave - Harvard	200,000.00	-	-	200,000.00	-	-	-
144208	11th St: Sheridan - Memorial	1,780,000.00	-	-	1,625,764.67	0.00	-	154,235.33
144209	21St St: Garnett To 129Th E	300,000.00	-	-	300,000.00	-	-	-
144209	21st St: Garnett to 129th E	2,435,050.00	-	-	2,018,320.64	-	-	416,729.36
144210	21St St-129Th East Ave Inter	250,000.00	-	-	249,843.47	(0.00)	-	156.53
144210	21st St-129th East Ave Inter	-	-	-	-	-	-	-
144210	21st St-129th East Ave INTERSC	1,965,000.00	-	-	1,828,247.11	-	-	136,752.89
144211	41St: Garnett - 129 E Ave	1,601,612.81	-	-	1,601,612.81	(0.00)	-	0.00
144212	51st St Sheridan to Memorial	1,055,651.29	-	-	1,047,661.29	0.00	-	7,990.00
144213	91st Harvard - Yale	285,000.00	-	-	176,003.18	18,903.29	-	90,093.53
144214	Sheridan 81st to 91st	1,525,950.99	-	-	1,525,950.99	(0.00)	-	0.00
144215	Peoria: 41St St - 51St St.	300,000.00	-	-	300,000.00	-	-	-
144215	Peoria: 41st - 51st	2,885,000.00	293,234.96	294,434.96	641,315.13	1,911,469.62	-	332,215.25
144216	41st St: Lewis to Harvard	2,730,000.00	-	-	2,721,437.50	8,562.50	-	(0.00)
144217	Apache & Harvard Intersectio	197,740.00	-	-	196,823.70	-	-	916.30
144217	Apache & Harvard Intersect	785,000.00	-	-	775,000.00	10,000.00	-	-
144217	Apache & Harvard INTERSCTN	990,000.00	-	-	753,076.17	236,923.83	-	0.00
144218	41st St & Lewis Intersection	2,055,000.00	-	-	2,055,000.00	-	-	-
144219	Maintenance Zone 2119	367,980.36	-	-	366,480.36	1,500.00	-	(0.00)
144225	Maintenance Zone 2125	2,574,462.36	-	-	2,526,962.36	(0.00)	-	47,500.00
144226	Maintenance Zone 2126	349,710.26	-	-	349,710.26	-	-	0.00
144230	Maintenance Zone 2130	3,895,000.00	-	798.07	3,698,428.49	(0.00)	-	196,571.51

Fund
2014 GO BOND

427

as of: 11/30/2023

\$ 313,615,000.00 \$ 623,677.80 \$ 3,462,073.95 \$ 239,797,472.88 \$ 32,954,895.07 \$ - \$ 40,862,632.05

Project	Project Title	Revised Budget	MTD Actual	YTD Actual	LTD Actual	Encumb	Committed	Balance
144255	Maintenance Zone 2055	1,269,095.86	-	-	1,268,068.10	1,027.76	-	0.00
144256	Maintenance Zone 2056	1,268,393.91	-	-	1,268,393.91	-	-	(0.00)
144264	Maintenance Zone 2064	1,266,509.88	-	-	1,266,509.88	0.00	-	(0.00)
144265	Maintenance Zone 2065	959,200.67	-	-	957,942.60	-	-	1,258.07
144303	Maintenance Zone 3003	625,681.40	-	-	625,681.40	-	-	(0.00)
144304	Maintenance Zone 3004	1,412,273.54	-	-	1,412,273.54	0.00	-	0.00
144309	Citywide - Arterial Rehab	13,095,677.29	194,896.44	691,348.22	5,180,395.54	498,112.52	-	7,417,169.23
144310	Maintenance Zone 3010	7,929,998.00	30,360.54	30,360.54	754,643.66	113,108.52	-	7,062,245.82
144311	Maintenance Zone 3011	9,485,000.00	-	-	7,933,694.64	51,385.00	-	1,499,920.36
144317	Maintenance Zone 3017	750,000.00	408.51	408.51	600,323.66	62,859.93	-	86,816.41
144318	Maintenance Zone 3018	417,056.72	-	-	415,498.17	1,558.55	-	(0.00)
144320	Maintenance Zone 3020	4,500,000.00	-	-	335,436.20	213,318.85	-	3,951,244.95
144380	Maintenance Zone 3080	189,047.02	-	-	189,047.02	-	-	0.00
144413	Maintenance Zone 4013	535,058.95	-	-	511,528.37	23,530.58	-	(0.00)
144415	Maintenance Zone 4015	637,042.77	-	-	637,042.77	-	-	-
144421	Maintenance Zone 4021	3,655,000.00	234.72	234.72	385,707.92	2,541,741.63	-	727,550.45
144430	Maintenance Zone 4030	1,686,709.57	-	-	1,686,709.57	-	-	0.00
144431	Maintenance Zone 4031	11,680,000.00	14,375.64	1,277,668.73	9,639,680.55	1,988,932.45	-	51,387.00
144452	Maintenance Zone 4152	600,000.00	-	-	395,908.06	29,806.79	-	174,285.15
144467	Maintenance Zone 4067	4,855,000.00	-	-	3,371,805.21	10,000.00	-	1,473,194.79
144527	Maintenance Zone 5027	1,387,897.01	-	-	1,387,897.01	-	-	-
144533	Maintenance Zone 5033	4,880,000.00	-	-	4,879,987.32	-	-	12.68
144539	Maintenance Zone 5039	3,382,395.92	-	-	3,382,395.92	0.00	-	(0.00)
144546	Maintenance Zone 5046	600,000.00	-	-	600,000.00	(0.00)	-	0.00
144547	Maintenance Zone 5047	10,470,000.00	4,400.42	8,213.64	981,382.91	7,312,060.84	-	2,176,556.25
144627	Maintenance Zone 6027	1,006,165.51	-	-	1,006,165.51	-	-	(0.00)
144628	Maintenance Zone 6028	8,060,000.00	367.50	1,507.50	3,010,465.15	1,027,662.59	-	4,021,872.26
144635	Maintenance Zone 6035	3,306,365.97	-	-	3,304,854.80	0.00	-	1,511.17
144642	Maintenance Zone 6142	900,000.00	-	-	831,619.90	0.00	-	68,380.10
144645	Maintenance Zone 6145	2,640,000.00	-	-	2,544,554.52	18,488.01	-	76,957.47
144647	Maintenance Zone 6147	991,060.09	-	-	991,060.09	-	-	0.00
144700	Maintenance Zone 7100	1,313,991.88	-	-	1,313,991.88	(0.00)	-	0.00
144733	Maintenance Zone 7133	950,370.76	-	-	950,370.76	-	-	-
144740	Maintenance Zone 7040	3,275,000.00	-	-	3,224,845.00	48,848.75	-	1,306.25
144748	Maintenance Zone 7048	1,181,565.79	-	-	1,181,565.79	(0.00)	-	-
144754	Maintenance Zone 7054	1,000,000.00	-	-	727,510.40	18,989.60	-	253,500.00
144760	Maintenance Zone 7060	3,320,928.33	-	-	3,320,928.33	-	-	(0.00)
144803	Maintenance Zone 8103	1,775,162.45	-	-	1,775,162.45	-	-	(0.00)
144812	Maintenance Zone 8112	1,778,077.06	-	-	1,778,077.06	-	-	0.00
144857	Maintenance Zone 8057	2,570,000.00	6,859.34	6,859.34	2,142,072.81	56,391.11	-	371,536.08
144863	Maintenance Zone 8063	6,620,000.00	-	168,394.35	1,417,860.92	4,508,049.20	-	694,089.88
144931	Maintenance Zone 9031	518,453.57	-	-	518,453.57	-	-	(0.00)
144943	Maintenance Zone 9043	2,615,462.22	-	-	2,615,462.22	0.00	-	(0.00)
144944	Maintenance Zone 9044	4,000,000.00	-	-	3,906,614.67	88,116.37	-	5,268.96
144945	Maintenance Zone 9045	3,860,000.00	-	-	3,381,803.09	(0.00)	-	478,196.91
144949	Maintenance Zone 9049	1,200,000.00	-	-	694,919.86	164,635.48	-	340,444.66
144950	Maintenance Zone 9050	2,975,000.00	970.00	2,070.00	2,629,955.14	262,817.07	-	82,227.79
144951	Maintenance Zone 9051	1,550,000.00	-	207,675.72	804,799.70	672,074.70	-	73,125.60
144958	Maintenance Zone 9058	936,390.67	-	-	936,390.67	-	-	(0.00)
193140000Z	Mingo Creek Trail - 41st to 51	196,830.00	-	-	196,830.00	-	-	-

2020 GO BOND FUNDS

FUND 4281~428x COMBINED

(2020 GENERAL OBLIGATION BOND FUNDS)

**CITY OF TULSA, OKLAHOMA
SALES TAX OVERVIEW COMMITTEE REPORT
FUND 4281-4283 - 2020 GO BOND FUNDS**

**STATEMENT OF REVENUES, EXPENDITURES AND ENCUMBRANCES
FOR THE FIVE MONTHS ENDED NOVEMBER 30, 2023**

	FY ESTIMATED REVENUES/ LIFE-TO-DATE APPROPRIATIONS	CURRENT MONTH	ACTUAL YEAR TO DATE	LIFE TO DATE	OUTSTANDING REVENUES/ BALANCE OF APPROPRIATIONS
Revenue					
Bond Sale Receipts	\$	\$	\$	\$ 149,015,000.00	\$
Donations					
Miscellaneous Revenue					
Total Revenue				<u>149,015,000.00</u>	
Expenditures					
Project Expenditures	<u>149,015,000.00</u>	<u>2,679,690.01</u>	<u>9,076,321.20</u>	<u>33,575,470.19</u>	<u>115,439,529.81</u>
Total Expenditures	<u>149,015,000.00</u>	<u>2,679,690.01</u>	<u>9,076,321.20</u>	<u>33,575,470.19</u>	<u>115,439,529.81</u>
Excess (Deficiency) of Revenue Over Expenditures			(9,076,321.20)	115,439,529.81	
Completed Projects Encumbrances			<u>31,203,631.87</u>	<u>31,203,631.87</u>	
Excess (Deficiency) of Revenue Over Expenditures and Encumbrances			(40,279,953.07)	84,235,897.94	
June 30, 2022 Ending Fund Balance			98,471,334.32		
Prior year expenditures					
June 30, 2022 Encumbrances			<u>26,044,516.69</u>		
Adjusted Beginning Fund Balance			<u>124,515,851.01</u>		
Ending Fund Balance			<u>\$ 84,235,897.94</u>	<u>\$ 84,235,897.94</u>	

Fund

428

2020 GO BOND

as of: 11/30/2023

\$ 149,015,000.00 \$ 2,679,690.01 \$ 5,493,561.55 \$ 33,915,177.61 \$ 31,203,631.87 \$ - \$ 83,896,190.52

Project	Project Title	Revised Budget	MTD Actual	YTD Actual	LTD Actual	Encumb	Committed	Balance
2019X0000Z	Bond Issuance Cost	432,542.00	-	-	347,105.11	-	-	85,436.89
2035X0001Z	Transit-MTTA - Route 66 BRT	5,330,000.00	59,556.65	77,522.63	1,446,098.47	723,015.84	-	3,160,885.69
2036A0007Z	Apache St: Harvard Ave - Yale	990,000.00	-	-	-	49,500.00	-	940,500.00
2036A0013Z	Gilcrease Rd: Apache St - Pine	800,000.00	-	-	-	-	-	800,000.00
2036A0025Z	41st St S: Union Ave - Elwood	250,000.00	28,532.41	34,942.23	79,930.58	90,018.42	-	80,051.00
2036A0035Z	41st St S & Elwood Ave INTERSC	50,000.00	-	-	50,000.00	-	-	-
2036A0042Z	Pine St: Lewis Ave - Harvard A	200,000.00	-	-	-	200,000.00	-	-
2036A0043Z	Pine St: State Hwy 11 - Mingo	175,000.00	3,801.09	9,248.74	37,879.87	137,120.13	-	-
2036A0047Z	Admiral Pl: Memorial Dr - Ming	240,000.00	-	-	8,000.00	0.00	-	232,000.00
2036A0050Z	Yale Ave: Apache St - Pine St	150,000.00	-	-	-	150,000.00	-	-
2036A0055Z	129th E Ave: Apache St - Pine	150,000.00	-	-	93,893.19	33,106.81	-	23,000.00
2036A0058Z	Pine St & Mingo Rd INTERSCTN	200,000.00	-	-	14,510.00	-	-	185,490.00
2036A0064Z	11th St S: Utica Ave - Lewis A	500,000.00	-	-	20,360.60	470,000.00	-	9,639.40
2036A0072Z	11th St S & Lewis Ave INTERSCT	270,000.00	-	-	-	270,000.00	-	-
2036A0092Z	31st St S: Garnett Rd - 129th	200,000.00	-	-	-	-	-	200,000.00
2036A0119Z	Sheridan Rd: 71st St S - 81st	200,000.00	-	4,170.00	22,509.75	115,190.25	-	62,300.00
2036A1000Z	CW Arterial Routine & Preventi	14,567,575.89	883,708.70	1,091,772.63	8,949,312.72	1,930,560.66	-	3,687,702.51
2036A1001Z	R&P: Pavement Reinspection	500,000.00	9,285.74	16,061.75	478,002.00	21,998.00	-	(0.00)
2036D0002Z	CBD: MLK & Detroit north of BN	1,400,000.00	-	-	1,345,182.99	0.00	-	54,817.01
2036D0004Z	CBD: Detroit Ave south of BNSF	1,090,000.00	-	-	140,000.00	-	-	950,000.00
2036D0005Z	CBD: Reconciliation Way	765,000.00	-	-	83,102.75	-	-	681,897.25
2036D0007Z	CBD: Alleyways	695,000.00	-	113,144.90	559,562.19	50,000.00	-	85,437.81
2036N0001Z	CW NonArterial Routine & Preve	18,399,914.34	783,915.42	2,482,218.12	9,899,609.79	5,652,357.37	-	2,847,947.18
2036N1007Z	Maintenance Zone 1007	119,999.77	-	-	84,055.86	11,706.24	-	24,237.67
2036N1070Z	Maintenance Zone 1070	250,000.00	-	27,639.04	246,539.04	11.44	-	3,449.52
2036N1076Z	Maintenance Zone 1076	250,000.00	-	-	224,661.26	25,338.74	-	-
2036N1078Z	Maintenance Zone 1078	300,000.00	-	-	226,834.03	26,097.54	-	47,068.43
2036N2056Z	Maintenance Zone 2056	200,000.00	-	-	6,201.23	86,822.89	-	106,975.88
2036N2065Z	Maintenance Zone 2065	3,802,167.00	1,100.27	1,305.39	219,611.37	2,348,042.65	-	1,234,512.98
2036N2066Z	Maintenance Zone 2066	187,833.00	-	-	111,861.47	10,305.53	-	65,666.00
2036N3081Z	Maintenance Zone 3081	840,000.00	-	-	66,754.11	10,532.26	-	762,713.63
2036N4014Z	Maintenance Zone 4014	200,000.00	-	-	126,298.68	8,935.32	-	64,766.00
2036N4021Z	Maintenance Zone 4021	330,000.00	-	-	222,366.60	33,542.46	-	74,090.94
2036N4022Z	Maintenance Zone 4022	3,450,000.00	-	-	288,916.94	12,280.08	-	3,148,802.98
2036N4030Z	Maintenance Zone 4030	1,030,000.00	-	3,568.75	412,414.65	351,897.74	-	265,687.61
2036N5040Z	Maintenance Zone 5040	780,000.00	-	-	79,369.49	626,732.48	-	73,898.03
2036N6035Z	Maintenance Zone 6035	1,140,000.00	682.69	878.82	7,217.57	892,992.10	-	239,790.33
2036N7048Z	Maintenance Zone 7048	251,630.00	-	-	233,128.08	18,501.92	-	-
2036N7060Z	Maintenance Zone 7060	990,000.00	-	-	67,673.82	922,326.18	-	-
2036N8057Z	Maintenance Zone 8057	1,900,000.00	-	133.66	122,554.96	366,679.81	-	1,410,765.23
2036N8102Z	Maintenance Zone 8102	2,550,000.00	-	-	159,736.00	11,498.00	-	2,378,766.00
2036N9037Z	Maintenance Zone 9037	2,030,000.00	-	-	155,375.32	10,000.00	-	1,864,624.68
2036N9038Z	Maintenance Zone 9038	890,000.00	3,864.00	3,931.00	79,989.37	329,994.35	-	480,016.28
2036N9044Z	Maintenance Zone 9044	350,000.00	-	-	138,006.11	49,257.83	-	162,736.06
2036N9050Z	Maintenance Zone 9050	1,350,000.00	-	388.49	98,145.15	1,163,826.50	-	88,028.35
2036N9051Z	Maintenance Zone 9051	110,000.00	-	-	84,053.27	11,054.44	-	14,892.29
2036S0001Z	ADA: Sidewalk Corridors	2,660,000.00	-	-	-	-	-	2,660,000.00
2036S0002Z	BPI: Go Plan Implement - ENG	2,500,000.00	310,771.56	328,166.52	674,605.89	57,968.43	-	1,767,425.68
2036S0003Z	BPI: Go Plan Implement - Traff	40,000.00	-	-	-	-	-	40,000.00
2036S0004Z	BPI: Arterial Sidewalk	1,000,000.00	5,731.00	10,752.50	752,249.02	44,269.00	-	203,481.98

Fund
2020 GO BOND

428

as of: 11/30/2023

\$ 149,015,000.00 \$ 2,679,690.01 \$ 5,493,561.55 \$ 33,915,177.61 \$ 31,203,631.87 \$ - \$ 83,896,190.52

Project	Project Title	Revised Budget	MTD Actual	YTD Actual	LTD Actual	Encumb	Committed	Balance
2036S0005Z	BPI: Non Arterial Sidewalk	300,000.00	4,355.80	32,797.90	162,998.33	45,644.20	-	91,357.47
2036W0004Z	91 St S: Memorial - Mingo Rd W	2,200,000.00	-	6,994.50	6,994.50	-	-	2,193,005.50
2036X0001Z	ADA: Transition Plan Update	250,000.00	-	-	244,767.89	5,232.11	-	(0.00)
2036X0002Z	ADA: Transit Stops	190,000.00	-	-	-	-	-	190,000.00
2036X0003Z	ADA: Signalized Intersections	960,000.00	-	-	-	-	-	960,000.00
2036X0005Z	TE: Signal Coord and Communica	520,000.00	-	-	-	200,000.00	-	320,000.00
2036X0006Z	TE: Signal Instal, Repair and	1,560,000.00	164,241.10	259,259.34	259,259.34	-	-	1,300,740.66
2036X0007Z	TE: Traffic Calming	470,000.00	-	18,726.53	49,164.97	264,493.55	-	156,341.48
2036X0008Z	TE: Lighting Repair and Replac	310,000.00	12,938.32	12,938.32	12,938.32	100,000.00	-	197,061.68
2036X0009Z	TE: Pavement Markings and Sign	1,950,000.00	102,222.25	150,916.79	180,770.79	699,023.21	-	1,070,206.00
2036X0010Z	TE: Guardrail Repair and Repl	260,000.00	-	-	-	-	-	260,000.00
2036X0011Z	Arena District Master Pln Impl	582,458.00	-	-	-	155,736.00	-	426,722.00
2037B0167Z	Bridge #167	130,000.00	-	-	15,300.00	114,700.00	-	-
2037B0173Z	Bridge #173	400,000.00	-	-	-	-	-	400,000.00
2037B0201C	Bridge #201C	100,000.00	-	-	8,000.00	-	-	92,000.00
2037B0204Z	Bridge #204	1,200,000.00	15,908.77	16,853.05	125,325.53	13,372.98	-	1,061,301.49
2037B0232A	Bridge #232A	700,000.00	672.62	869.04	23,169.04	-	-	676,830.96
2037B0241Z	Bridge #241	1,100,000.00	-	-	53,948.26	10,000.00	-	1,036,051.74
2037B0245Z	Bridge #245	860,000.00	-	5,608.26	54,685.80	747,352.05	-	57,962.15
2037B0258Z	Bridge #258	275,000.00	-	-	35,000.00	240,000.00	-	-
2037B0261A	Bridge #261A	175,000.00	-	-	24,000.00	151,000.00	-	-
2037B0261B	Bridge #261B	175,000.00	-	-	24,972.48	94,520.00	-	55,507.52
2037B0263Z	Bridge #263	465,000.00	-	-	35,000.00	25,000.00	-	405,000.00
2037B0269Z	Bridge #269	400,000.00	-	-	25,000.00	-	-	375,000.00
2037B0286Z	Bridge #286	150,000.00	-	-	8,000.00	-	-	142,000.00
2037B0301A	Bridge #301A	200,000.00	-	-	25,000.00	25,000.00	-	150,000.00
2037B0301Z	Bridge #301	165,000.00	-	-	20,070.44	14,929.56	-	130,000.00
2037B0343Z	Bridge #343	50,000.00	-	-	4,000.00	-	-	46,000.00
2037B0359Z	Bridge #359	50,000.00	-	-	15,000.00	35,000.00	-	-
2037B0423Z	Bridge #423	100,000.00	-	-	8,000.00	-	-	92,000.00
2037B1000Z	CW Bridge Rehab and Inspection	300,000.00	-	-	113,347.00	89,500.00	-	97,153.00
2039X0009Z	TE: Traffic Studies	100,000.00	-	-	25,000.00	-	-	75,000.00
2036A0002Z	46th St N: Peoria Ave - Lewis	1,200,000.00	-	-	150,000.00	(0.00)	-	1,050,000.00
2036A0005Z	36 St N: Osage County Ln - MLK	75,000.00	-	-	-	51,810.00	-	23,190.00
2036A0008Z	Pine St: Gilcrease Rd - Union	470,000.00	-	-	-	470,000.00	-	-
2036A0009Z	Pine St: Peoria Ave - Lewis Av	340,000.00	-	-	20,000.00	320,000.00	-	-
2036A0010Z	Edison St: 33rd W Ave - Union	1,050,000.00	-	-	-	1,050,000.00	-	-
2036A0011Z	33rd W Ave: Apache St - Pine S	1,350,000.00	-	-	923.47	-	-	1,349,076.53
2036A0012Z	33rd W Ave: Pine St - Edison S	700,000.00	-	-	-	700,000.00	-	-
2036A0015Z	MLK Jr Blvd: 36th St N - Apach	1,950,000.00	-	-	-	100,000.00	-	1,850,000.00
2036A0016Z	MLK Jr Blvd: Apache St - Pine	75,000.00	-	-	-	50,000.00	-	25,000.00
2036A0017Z	Peoria Ave: 56th St N - 46th S	850,000.00	-	-	55,000.00	-	-	795,000.00
2036A0018Z	Peoria Ave: 46th St N - 36th S	900,000.00	-	-	68,444.72	-	-	831,555.28
2036A0020Z	Lewis Ave: Pine St - Admiral P	320,000.00	-	-	-	320,000.00	-	-
2036A0021Z	Harvard Ave: Mohawk Blvd - 36	500,000.00	-	-	14,032.93	24,732.28	-	461,234.79
2036A0022Z	36 St N & Harvard Ave INTERSCT	20,000.00	-	281.15	10,326.72	673.28	-	9,000.00
2036A0023Z	Apache St & MLK Blvd INTERSCTN	50,000.00	-	-	-	15,515.00	-	34,485.00
2036A0024Z	Pine St & Gilcrease Rd INTERSC	100,000.00	-	2,622.00	2,622.00	-	-	97,378.00
2036A0027Z	61st St S: Lewis Ave - Harvard	1,020,000.00	-	-	-	49,500.00	-	970,500.00
2036A0031Z	Delaware Ave: 81st St S - 91st	1,400,000.00	16,317.13	21,370.92	64,263.09	31,116.91	-	1,304,620.00

Fund
2020 GO BOND

428

as of: 11/30/2023

\$ 149,015,000.00 \$ 2,679,690.01 \$ 5,493,561.55 \$ 33,915,177.61 \$ 31,203,631.87 \$ - \$ 83,896,190.52

Project	Project Title	Revised Budget	MTD Actual	YTD Actual	LTD Actual	Encumb	Committed	Balance
2036A0039Z	36th St N: Garnett Rd - 129th	200,000.00	-	-	24,447.26	10,942.61	-	164,610.13
2036A0045Z	Pine St: Garnett Rd - 129th E	150,000.00	-	-	-	35,367.50	-	114,632.50
2036A0046Z	Admiral: Sheridan Rd - Memoria	1,200,000.00	-	-	10,000.00	-	-	1,190,000.00
2036A0048Z	Admiral: Garnett Rd - 129th E	140,000.00	-	-	8,000.00	-	-	132,000.00
2036A0056Z	36 St N & 129th E Ave INTERSCT	75,000.00	-	-	53,881.24	21,118.76	-	-
2036A0059Z	Pine St & Garnett Rd INTERSCTN	75,000.00	-	-	15,976.53	59,023.47	-	-
2036A0060Z	Admiral & Sheridan Rd INTERSCT	200,000.00	-	-	-	-	-	200,000.00
2036A0067Z	15th St S: Harvard Ave - Yale	200,000.00	-	17,763.44	42,549.74	70,988.26	-	86,462.00
2036A0074Z	15th St S & Harvard INTERSCTN	100,000.00	-	-	52,120.00	-	-	47,880.00
2036A0076Z	31st St S & Peoria Ave INTERSC	52,097.00	-	3,817.00	42,097.00	10,000.00	-	-
2036A0086Z	Admiral: 225 E Av - 22200 E Ad	850,000.00	-	-	-	-	-	850,000.00
2036A0089Z	11 St S: 177th E Ave - 193rd E	140,000.00	1,322.43	1,322.43	1,322.43	62,982.54	-	75,695.03
2036A0097Z	161st E Ave: 11th St S - 21st	200,000.00	-	-	-	90,752.98	-	109,247.02
2036A0099Z	11 St S & 161st E Ave INTERSCT	50,000.00	-	16,594.82	16,594.82	-	-	33,405.18
2036A0101Z	11 St S & 193rd E Ave INTERSCT	70,000.00	-	14,001.89	14,001.89	-	-	55,998.11
2036A0110Z	Mingo Rd: 61st St S - 71st St	200,000.00	-	-	-	130,600.00	-	69,400.00
2036A0124Z	Peoria Ave: 31st St S - 41st S	125,000.00	-	19,285.50	19,285.50	49,482.50	-	56,232.00
2036A0125Z	Lewis Ave: 41st St S - I-44	1,530,000.00	-	-	85,277.10	0.00	-	1,444,722.90
2036D0001Z	CBD: 4th St	325,000.00	1,219.71	28,649.32	28,649.32	281,503.68	-	14,847.00
2036N1097Z	Maintenance Zone 1097	1,210,000.00	-	-	-	15,000.00	-	1,195,000.00
2036N1153Z	Maintenance Zone 1153	300,000.00	-	-	170,035.00	19,731.00	-	110,234.00
2036N1155Z	Maintenance Zone 1155	510,000.00	-	-	52,248.00	(0.00)	-	457,752.00
2036N1157Z	Maintenance Zone 1157	110,000.00	-	-	10,000.00	-	-	100,000.00
2036N3010Z	Maintenance Zone 3010	200,000.00	-	11,440.56	115,000.00	85,000.00	-	-
2036N3075Z	Maintenance Zone 3075	280,000.00	-	-	47,248.00	15,000.00	-	217,752.00
2036N4023Z	Maintenance Zone 4023	490,000.00	-	-	47,664.54	7,662.46	-	434,673.00
2036N4067Z	Maintenance Zone 4067	1,070,000.00	-	-	15,000.00	(0.00)	-	1,055,000.00
2036N4069Z	Maintenance Zone 4069	400,000.00	-	-	182,493.35	-	-	217,506.65
2036N5016Z	Maintenance Zone 5016	800,000.00	-	-	261,737.21	0.00	-	538,262.79
2036N5027Z	Maintenance Zone 5027	100,000.00	-	4,110.00	54,668.67	0.00	-	45,331.33
2036N5039Z	Maintenance Zone 5039	1,530,000.00	914.16	914.16	2,687.60	94,549.25	-	1,432,763.15
2036N6142Z	Maintenance Zone 6142	1,048,370.00	239.61	239.61	58,428.74	555,279.51	-	434,661.75
2036N8113Z	Maintenance Zone 8113	240,000.00	-	542.12	21,542.12	218,457.88	-	-
2036N9036Z	Maintenance Zone 9036	420,000.00	-	-	192,925.69	23,055.51	-	204,018.80
2036N9045Z	Maintenance Zone 9045	580,000.00	-	-	11,055.06	553,918.18	-	15,026.76
2036N9049Z	Maintenance Zone 9049	400,000.00	-	4,329.16	222,000.00	(0.00)	-	178,000.00
2036N9052Z	Maintenance Zone 9052	180,000.00	-	-	20,946.26	159,053.74	-	-
2036W0001Z	Gilcrease Rd: Pine St - Admira	12,000,000.00	18,019.55	115,320.39	677,461.39	559,470.60	-	10,763,068.01
2036W0005Z	101st St S & Sheridan INTERSCT	1,200,000.00	-	-	-	603,186.39	-	596,813.61
2036W0006Z	81 St S: Harvard Ave - Yale Av	1,500,000.00	2,157.50	20,000.00	20,000.00	1,416,955.00	-	63,045.00
2036X0004Z	CW Infrastructure Partnership	4,070,413.00	167,411.50	316,146.92	649,346.61	1,521,122.66	-	1,899,943.73
2036A0033Z	Harvard Ave-71st St to 81st St	150,000.00	-	-	-	-	-	150,000.00
2036A0054Z	129th E Ave-36th St N to Apach	200,000.00	-	-	-	-	-	200,000.00
2036A0075Z	21st St S & Harvard Intersect	150,000.00	-	-	-	-	-	150,000.00
2036A0083Z	Sheridan Rd-41st St to 51st St	750,000.00	-	-	-	-	-	750,000.00
2036A0088Z	11th St S-161st to 177th	100,000.00	50,027.44	54,451.79	54,451.79	(0.00)	-	45,548.21
2036A0100Z	11th St S & 177th E Intersect	75,000.00	-	14,001.89	14,001.89	-	-	60,998.11
2036A0109Z	Memorial Dr-51st St S 61st St	1,000,000.00	29,472.59	101,220.29	108,427.94	329,568.06	-	562,004.00
2036A0118Z	Yale Ave-111th St to 121st St	150,000.00	-	-	-	-	-	150,000.00
2036A0121Z	111th St S & Yale Ave Intersec	50,000.00	-	-	-	-	-	50,000.00

Fund
2020 GO BOND

428

as of: 11/30/2023

\$ 149,015,000.00 \$ 2,679,690.01 \$ 5,493,561.55 \$ 33,915,177.61 \$ 31,203,631.87 \$ - \$ 83,896,190.52

Project	Project Title	Revised Budget	MTD Actual	YTD Actual	LTD Actual	Encumb	Committed	Balance
2036D0003Z	CBD: Cincinnati Ave	500,000.00	-	-	-	500,000.00	-	-
2036D0006Z	CBD: Lansing Ave	80,000.00	-	11,727.29	80,000.00	-	-	-
2036N1068Z	Maintenance Zone 1068	300,000.00	-	-	-	-	-	300,000.00
2036N1071Z	Maintenance Zone 1071	180,000.00	-	-	-	-	-	180,000.00
2036N1072Z	Maintenance Zone 1072	300,000.00	-	-	-	-	-	300,000.00
2036N3004Z	Maintenance Zone 3004	150,000.00	-	-	-	71,575.00	-	78,425.00
2036N3005Z	Maintenance Zone 3005	350,000.00	-	-	-	-	-	350,000.00
2036N3011Z	Maintenance Zone 3011	325,000.00	-	-	-	-	-	325,000.00
2036N3017Z	Maintenance Zone 3017	300,000.00	-	-	-	-	-	300,000.00
2036N4015Z	Maintenance Zone 4015	100,000.00	-	-	-	-	-	100,000.00
2036N4031Z	Maintenance Zone 4031	350,000.00	-	-	-	-	-	350,000.00
2036N5033Z	Maintenance Zone 5033	280,000.00	-	-	-	-	-	280,000.00
2036N6149Z	Maintenance Zone 6149	200,000.00	-	-	-	-	-	200,000.00
2036N6150Z	Maintenance Zone 6150	450,000.00	-	-	-	-	-	450,000.00
2036N7109Z	Maintenance Zone 7109	175,000.00	-	-	-	94,951.79	-	80,048.21
2036N8116Z	Maintenance Zone 8116	100,000.00	-	-	-	-	-	100,000.00
2036W0002Z	81st St S-Tacoma to Maybelle	900,000.00	1,300.00	2,600.00	2,600.00	-	-	897,400.00
2036W0003Z	81st St S & Elwood Intersect	755,000.00	-	-	-	-	-	755,000.00

COMBINED STATEMENT OF OTHER FUND ACTIVITY

FUNDS 400, 401, 403, 404, 425

SALES TAX OVERVIEW COMMITTEE REPORT
(FUNDS 401, 403, 404, 425)
Combined Statement of Fund Activity
November 30, 2023

Fund	LIFE-TO-DATE APPROPRIATIONS	EXPEDITURES			ENCUMBERED/ COMMITTED	BALANCE
		CURRENT MONTH	FISCAL YEAR-TO-DATE	LIFE-TO-DATE		
FUND 400 - 1985 SALES TAX ECONOMIC DEVEL.	\$ 773,571.70	\$ -	\$ -	\$ 773,571.70	\$ -	\$ -
FUND 401 - 2001 SALES TAX FUND	\$ 84,905,730.03	\$ -	\$ -	\$ 84,891,370.46	\$ (0.00)	\$ 14,359.57
914411 Tulsa Trails	3,857,231.30	-	-	3,842,871.73	-	14,359.57
FUND 403 - 2006 EXT SALES TAX ADVACE FUND	\$ 27,705,922.61	\$ -	\$ -	\$ 27,705,676.78	\$ -	\$ 245.83
017150 Woodward & Forestry Impr.	470,000.00	-	-	469,754.17	-	245.83
FUND 404 - 2008 SPECIAL TEMP SALES TAX	\$ 145,493,500.00	\$ -	\$ -	\$ 145,298,037.28	\$ 157,930.92	\$ 37,531.80
104017 Art Rehab Citywide	81,942,000.00	-	-	81,859,132.39	82,867.61	-
104020 Citywide Nonarterial Sidewlk	15,894,000.00	-	-	15,894,000.00	-	(0.00)
104021 Citywide Non-arterial RTPV	34,082,000.00	-	-	34,048,044.35	-	33,955.65
104022 Citywide General Engineering	1,383,000.00	-	-	1,304,364.54	75,059.31	3,576.15
144104 Riverside Dr & Rltd Infrstr	5,500,000.00	-	-	5,499,996.00	4.00	-
FUND 425 - 2005 BOND ISSUE (4250-4255)	\$ 74,919,257.38	\$ -	\$ -	\$ 74,906,248.23	\$ 5,135.65	\$ 7,873.50
055103 UDE Renovation	108,867.59	-	-	100,033.44	5,135.65	3,698.50
055105 UDSW Renovation	491,642.36	-	-	487,467.36	-	4,175.00

ALL FUNDS BUDGET ACTIONS

**THERE WERE NO
BUDGET ACTIONS POSTED
THIS MONTH**